THIS DRAWING IS UNPUBLISHED. RELEASED FOR PUBLICATION 20
© COPYRIGHT 20 BY TYCO ELECTRONICS CORPORATION. ALL RIGHTS RESERVED.

PART NUMBER	REV	FIRST USED	POWER UNIT	FEED TYPE	DESCRIPTION
1855527-1	B	122500-1	LEADMAKER	POST FEED	CUTS CARRIER
1855527-2	B	565435-5	BENCH MODEL K	PRE FEED	CUTS CARRIER
1855527-3	B	354500-1	BENCH MODEL G	PRE FEED	CUTS CARRIER
1855527-6	B	122500-1	LEADMAKER	POST FEED	CONTINUOUS CARRIER
7-1855527-7	B	-	-	-	SPARE PARTS

1. RECOMMENDED SPARE PARTS
2. GREASE LIGHTLY
3. GUARD MUST BE IN PLACE WHEN OPERATING APPLICATOR IN A BENCH MACHINE

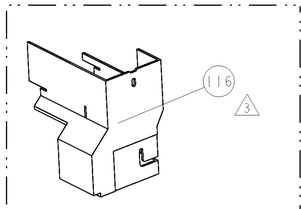

AMP-O-LECTRIC TERM GUARD

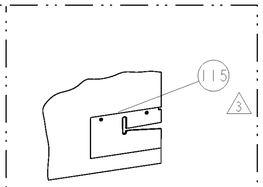

G TERMINATOR GUARD

TERMINAL NAME: TERMINAL, AMP-IN

TE PN	-
1987984	-
-	-
-	-
-	-
-	-
-	-
-	-
-	-
-	-
-	-
-	-

TE TERMINAL - TE CRIMP SPECS

	CRIMP HEIGHT	WIRE SIZE	REF SETTING
	2.39mm+.05/-.05[.094+.002/-.002]	10AWG or 6mm2	A6
	1.88mm+.05/-.05[.074+.002/-.002]	12AWG or 4mm2	D6
		-	-
		-	-

CRIMP	SIZE	TYPE	RANGE
WIRE	3.05mm [.120]	F	10-12 AWG
STABL	3.05mm [.120]	O	10-12 AWG
INSUL	6.60mm [.260]	O	Ø4.35 - Ø6.4

WIRE STRIP LENGTH	TERM APPL SPEC	FEED	APPLICATOR INSTRUCTIONS	SET UP GAGE
3.81-7.62	114-18022	16.00	408-8040	458637-1

LOC	DIST
A	66

REVISIONS

P	LTR	DESCRIPTION	DATE	DWN	APVD
	2	REVISED DURING FTB	01OCT2009	RK	GB
	3	PRE BUILD CHANGES	19NOV2009	BH	BH
	A	RELEASED	30MAR2010	BH	BH
	B	ECR-10-008779	26APR2010	LG	GB

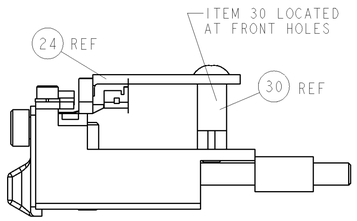

FEED TRACK POSITION GUIDE BY INS. BARREL

*** WARNING**
ON INSTALLATION, SET WIRE DISC TO LARGEST WIRE SIZE SETTING. USE OF SETTINGS BELOW MIN. REQUIRED CRIMP HEIGHT SETTING WILL CAUSE DAMAGE TO CRIMP TOOLING.

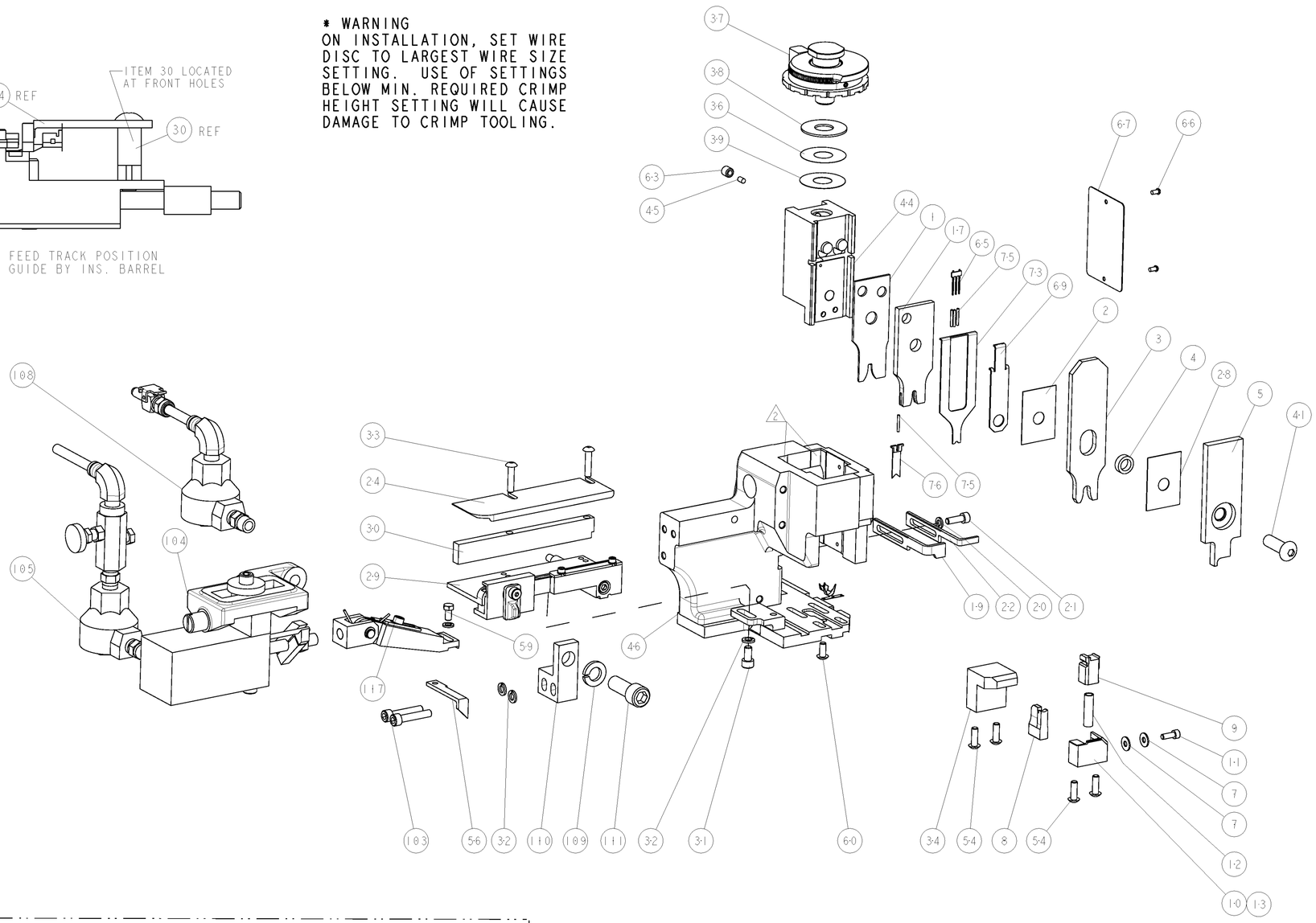

-77	-6	-3	-2	-1	U/M	PART NO	DESCRIPTION	ITEM NO
-	1	1	1	1	-	461062-1	FEED FINGER ASSEMBLY	117
-	-	-	REF	-	..	455749-1	GUARD WINDOW	116
-	-	REF	-	-	..	679532-1	INSERT, GUARD	115
-	1	1	1	1	-	3-21001-5	SCR, SKT HD CAP 3/8-16 X 1.000	111
-	1	1	1	1	-	459610-1	MOUNT, FEED BRACKET	110
-	1	1	1	1	-	21024-8	WASHER, SPRG LOCK, REG 3/8	109
-	1	1	-	1	-	692655-7	AIR FEED VALVE ASSEMBLY	108
-	-	-	1	-	-	692655-5	AIR FEED VALVE ASSEMBLY	105
-	1	1	1	1	-	461065-1	ASSEMBLY, AIR FEED	104
-	2	2	2	2	-	3-21000-9	SCR, SKT HD CAP 10-32 X 1.000	103
-	1	1	1	1	-	1-21002-7	SCR, BTN SKT HD CAP 6-32 X .375	91
-	1	1	1	1	-	1338469-2	DEPRESSOR, WIRE	76
-	4	4	4	4	-	2-23147-2	SPRING, COMPRESSION	75
-	1	1	1	1	-	1490525-2	DEPRESSOR, WIRE	73
-	1	1	1	1	-	4088040	SF APPL INST 408-8040	72
-	1	1	1	1	-	217238-1	GENERAL INSTRUCTION PKG	71
-	1	1	1	1	-	1490524-2	DEPRESSOR, SPACER	69
-	1	1	1	1	-	461264-5	PLATE, IDENTIFICATION	67
-	2	2	2	2	-	21017-2	SCREW, DRIVE	66
-	1	1	1	1	-	1424350-1	HOLDER, PIN, WIRED	65
-	1	1	1	1	-	21009-2	SCR, SET, SELF LOCKING 1/4-20 X .250	63
-	1	1	1	1	-	22733-8	SCR, BHSC, SELF-LOCKING, 8-32 X .375	60
-	1	1	1	1	-	2-22603-0	SCREW, MACH, HEX HD, 8-32 x .312	59
-	1	1	1	1	-	458537-2	PAWL, FEED	56
-	4	4	4	4	-	2-21002-2	SCR, BTN SKT HD CAP 8-32 X .500	54
-	-	1	-	-	..	690602-6	CAM, PRE FEED, 1 5/8	49
-	-	-	1	-	..	690602-5	CAM, PRE FEED, 1 1/8	48
-	1	-	-	1	-	690501-4	CAM, POST-FEED 1 5/8	47
-	1	1	1	1	-	2-1633399-0	APPL., BASIC AIR FEED SUB ASSY	46
-	1	1	1	1	-	690191-1	PLUG,NYLON	45
-	1	1	1	1	-	2-819307-9	RAM, SIDE FEED	44
-	1	1	1	1	-	7-21002-9	SCR, BTN SKT HD CAP 5/16-24 X 1.00	41
-	1	1	1	1	-	690125-1	SHIM SUB-ASSY	39
-	1	1	1	1	-	1-469367-1	SHIM	38
-	1	1	1	1	-	879103-3	FINE ADJUST HEAD ASSEMBLY	37
-	1	1	1	1	-	469367-2	SHIM	36
-	1	1	1	1	-	1633912-1	WIRE STOP	34
-	2	2	2	2	-	2-21002-4	SCR, BTN SKT HD CAP 8-32 X .750	33
-	3	3	3	3	-	21024-5	WASHER, SPRG LOCK, REG NO 10	32
-	1	1	1	1	-	3-21000-4	SCR, SKT HD CAP 10-32 X .375	31
-	1	1	1	1	-	1320908-3	SPACER, STRIP GUIDE	30
-	1	1	1	1	-	1633091-1	ASSEMBLY, STRIP GUIDE	29
-	1	1	1	1	-	455888-4	SPACER, CRIMPER	28
-	1	1	1	1	-	1320928-1	PLATE, STRIP GUIDE	24
-	1	-	-	1	-	690472-2	STRIPPER	22
-	1	1	1	1	-	2-21000-7	SCR, SKT HD CAP 8-32 X .500	21
-	2	2	2	2	-	21024-4	WASHER, SPRG LOCK, REG NO 8	20
-	-	1	1	-	-	691353-1	STRIPPER	19
-	1	1	1	1	-	1633872-1	CRIMPER, WIRE O	17
-	1	-	-	-	-	679625-2	SHEAR HOLDER, FRONT (NO CUT)	13
-	1	1	1	1	-	3-22280-3	SPRING, COMPRESSION	12
-	1	1	1	1	-	1-21000-9	SCR, SKT HD CAP 6-32 X .375	11
-	-	1	1	1	-	1-690459-0	SHEAR HOLDER, FRONT	10
-	1	1	1	1	-	454276-5	FLOATING SHEAR, FRONT	9
1	1	1	1	1	-	1633913-1	ANVIL, COMBINATION	8
-	2	2	2	2	-	21055-5	WASHER, FLAT, REG NO 6	7
-	1	1	1	1	-	3-455889-8	DEPRESSOR, SHEAR	5
-	1	1	1	1	-	238011-1	BLOCK, CRIMPER SPACER	4
1	1	1	1	1	-	3-456135-4	CRIMPER, INSULATION O PREMIUM	3
-	1	1	1	1	-	455888-3	SPACER, CRIMPER	2
1	1	1	1	1	-	3-1752057-3	CRIMPER, WIRE PREMIUM, STEPPED	1

POST-FEED 1 5/8 STROKE

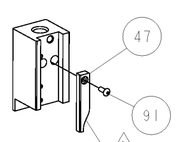

-1 & -6

PRE-FEED 1 1/8 STROKE

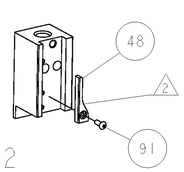

-2

PRE-FEED 1 5/8 STROKE

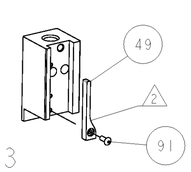

-3

THIS DRAWING IS A CONTROLLED DOCUMENT FOR TYCO ELECTRONICS CORPORATION. IT IS SUBJECT TO CHANGE AND THE CONTROLLING ENGINEERING ORGANIZATION SHOULD BE CONTACTED FOR THE LATEST REVISION.

DWN	K. STAKEM	16JUL2009
CHK	G. BAILEY	16JUL2009
APVD	N.DEMING	16JUL2009

DIMENSIONS: INCHES

TOLERANCES UNLESS OTHERWISE SPECIFIED:
0 PLC ±-
1 PLC ±0.1
2 PLC ±0.01
3 PLC ±0.001
4 PLC ±0.0001
ANGLES ±-

MATERIAL - -
FINISH - -

PRODUCT SPEC -
APPLICATION SPEC -
WEIGHT -

Tyco Electronics
Tyco Electronics
Harrisburg, PA 17105-3608

NAME
FINE ADJUST SIDE FEED
HDM APPLICATOR
-

SIZE	CAGE CODE	DRAWING NO	RESTRICTED TO
A	00779	C-1855527	-

CUSTOMER ACCESSIBLE PRODUCTION DRAWING | SCALE 3:5 | SHEET 1 OF 1 | REV B

AMP 4805 REV 31MAR2000

Pro/ENGINEER DRAWING

Mouser Electronics

Authorized Distributor

Click to View Pricing, Inventory, Delivery & Lifecycle Information:

TE Connectivity:

1855527-3