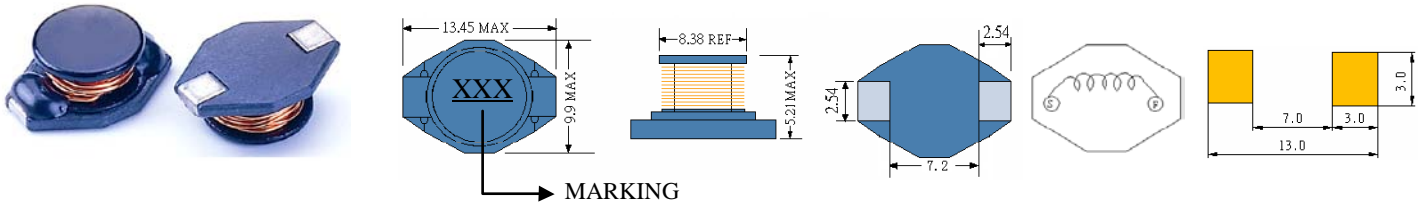


# SC3316F

## SMD POWER INDUCTORS



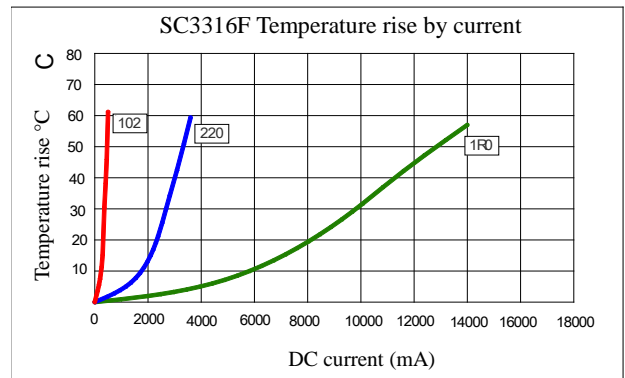
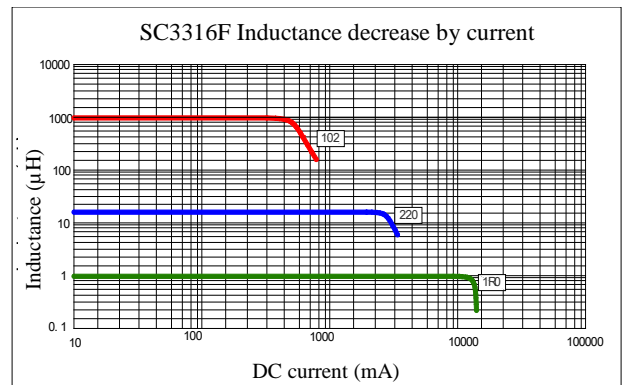
### • Features

1. Open frame construction
2. Excellent Power Density
3. Engineered to Provide High Efficiency

## ELECTRICAL CHARACTERISTICS



Part Number	Inductance (uH) (1)	Test Frequency	DC Resistance (Ω MAX) (2)	Saturation Current (3) (A)	Temperature Current (4) (A)
SC3316F-1R0	1.0	100KHZ	9m	9.0	9.80
SC3316F-1R5	1.5	100KHZ	10m	8.0	9.20
SC3316F-2R2	2.2	100KHZ	13m	7.0	7.00
SC3316F-3R3	3.3	100KHZ	15m	6.4	6.50
SC3316F-4R7	4.7	100KHZ	18m	5.4	5.60
SC3316F-6R8	6.8	100KHZ	27m	4.6	4.50
SC3316F-100	10	100KHZ	38m	3.8	3.90
SC3316F-150	15	100KHZ	56m	3.0	3.10
SC3316F-220	22	100KHZ	85m	2.6	2.70
SC3316F-330	33	100KHZ	0.10	2.0	2.10
SC3316F-470	47	100KHZ	0.16	1.6	1.80
SC3316F-680	68	100KHZ	0.22	1.4	1.50
SC3316F-101	100	100KHZ	0.28	1.2	1.30
SC3316F-151	150	100KHZ	0.40	1.0	1.00
SC3316F-221	220	100KHZ	0.61	0.8	0.80
SC3316F-331	330	100KHZ	1.02	0.6	0.68
SC3316F-471	470	100KHZ	1.27	0.5	0.60
SC3316F-681	680	100KHZ	2.20	0.4	0.42
SC3316F-102	1000	100KHZ	3.00	0.3	0.34



(1). Inductance tolerance for 1.0uH~3.3uH:  $\pm 30\%$ , for 4.7uH~1000uH:  $\pm 20\%$ . Tested at 0.25V, 0ADC and 25°C.

(2). DCR measured at 25°C.

(3). The DC current at which the inductance decreases by 10% from its initial value.

(4). The DC current that results in a 40°C temperature rise from 25°C ambient.

[Click here for QUANTITY PER REEL & PACKING INFORMATION](#)

**Custom versions available upon request.**

# Mouser Electronics

Authorized Distributor

Click to View Pricing, Inventory, Delivery & Lifecycle Information:

[Bel:](#)

[SC3316F-680](#) [SC3316F-220](#) [SC3316F-101](#) [SC3316F-331](#) [SC3316F-100](#) [SC3316F-3R3](#) [SC3316F-150](#) [SC3316F-470](#) [SC3316F-151](#) [SC3316F-6R8](#) [SC3316F-681](#) [SC3316F-471](#) [SC3316F-2R2](#) [SC3316F-221](#) [SC3316F-102](#) [SC3316F-1R0](#) [SC3316F-4R7](#) [SC3316F-1R5](#) [SC3316F-330](#)