
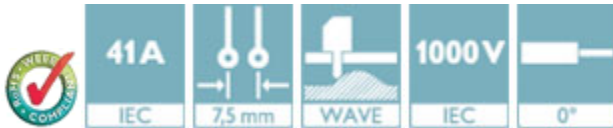


## PCB terminal block - PLH 5/ 4-7,5-ZF - 1792122

Please be informed that the data shown in this PDF Document is generated from our Online Catalog. Please find the complete data in the user's documentation. Our General Terms of Use for Downloads are valid (<http://phoenixcontact.com/download>)



PCB terminal block, Nominal current: 41 A, Nom. voltage: 1000 V, Pitch: 7.5 mm, Number of positions: 4, Connection method: Push-lock spring connection, Mounting: Wave soldering, Conductor/PCB connection direction: 0 °, Color: green



### Key Commercial Data

Packing unit	1 pc
Weight per Piece (excluding packing)	18.4 g
Custom tariff number	85369010
Country of origin	Germany

### Technical data

#### Dimensions

Pitch	7.50 mm
Dimension a	22.5 mm
Length of the solder pin	3.6 mm
Pin dimensions	1,2 x 1,5 mm
Pin spacing	12.5 mm
Hole diameter	2 mm

#### General

Range of articles	PLH 5/
Insulating material group	I
Rated surge voltage (III/3)	8 kV
Rated surge voltage (III/2)	8 kV
Rated surge voltage (II/2)	8 kV
Rated voltage (III/3)	1000 V
Rated voltage (III/2)	1000 V

## PCB terminal block - PLH 5/ 4-7,5-ZF - 1792122

### Technical data

#### General

Rated voltage (U <sub>I</sub> /2)	1000 V
Nominal current I <sub>N</sub>	41 A
Nominal cross section	6 mm <sup>2</sup>
Insulating material	PA
Solder pin surface	Sn
Flammability rating according to UL 94	V0
Stripping length	12 mm
Number of positions	4

#### Connection data

Conductor cross section solid min.	0.2 mm <sup>2</sup>
Conductor cross section solid max.	6 mm <sup>2</sup>
Conductor cross section flexible min.	0.2 mm <sup>2</sup>
Conductor cross section flexible max.	6 mm <sup>2</sup>
Conductor cross section flexible, with ferrule without plastic sleeve min.	0.2 mm <sup>2</sup>
Conductor cross section flexible, with ferrule without plastic sleeve max.	6 mm <sup>2</sup>
Conductor cross section flexible, with ferrule with plastic sleeve min.	0.2 mm <sup>2</sup>
Conductor cross section flexible, with ferrule with plastic sleeve max.	6 mm <sup>2</sup>
Conductor cross section AWG min.	24
Conductor cross section AWG max.	10
2 conductors with same cross section, stranded, TWIN ferrules with plastic sleeve, min.	0.5 mm <sup>2</sup>
2 conductors with same cross section, stranded, TWIN ferrules with plastic sleeve, max.	2.5 mm <sup>2</sup>

#### Standards and Regulations

Connection in acc. with standard	CUL
Flammability rating according to UL 94	V0

### Classifications

#### eCl@ss

eCl@ss 4.0	272607xx
eCl@ss 4.1	27260701
eCl@ss 5.0	27260701
eCl@ss 5.1	27141190
eCl@ss 6.0	27261101
eCl@ss 7.0	27440401
eCl@ss 8.0	27440401

# PCB terminal block - PLH 5/ 4-7,5-ZF - 1792122

## Classifications

### eCl@ss

eCl@ss 9.0	27440401
------------	----------

### ETIM

ETIM 4.0	EC002637
ETIM 5.0	EC002643

### UNSPSC

UNSPSC 6.01	30211810
UNSPSC 7.0901	39121409
UNSPSC 11	39121409
UNSPSC 12.01	39121409
UNSPSC 13.2	39121409

## Approvals

### Approvals

#### Approvals

UL Recognized / cUL Recognized / EAC / VDE approval of drawings / EAC / cULus Recognized

#### Ex Approvals

#### Approvals submitted

### Approval details

UL Recognized		
	B	C
mm <sup>2</sup> /AWG/kcmil	24-10	24-10
Nominal current I <sub>N</sub>	27 A	27 A
Nominal voltage U <sub>N</sub>	600 V	600 V

# PCB terminal block - PLH 5/ 4-7,5-ZF - 1792122

## Approvals

cUL Recognized		
	B	C
mm <sup>2</sup> /AWG/kcmil	24-10	24-10
Nominal current I <sub>N</sub>	27 A	27 A
Nominal voltage U <sub>N</sub>	600 V	600 V

EAC
-----

VDE approval of drawings	
mm <sup>2</sup> /AWG/kcmil	0.2-6
Nominal current I <sub>N</sub>	41 A
Nominal voltage U <sub>N</sub>	1000 V

EAC
-----

cULus Recognized
------------------

## Accessories

### Accessories

#### Crimping tool

Crimping pliers - CRIMPFOX 6 - 1212034



Crimping pliers, for ferrules without insulating collar according to DIN 46228 Part 1 and ferrules with insulating collar according to DIN 46228 Part 4, 0.25 mm<sup>2</sup> ... 6.0 mm<sup>2</sup>, lateral entry, trapezoidal crimp

## Terminal marking

# PCB terminal block - PLH 5/ 4-7,5-ZF - 1792122

## Accessories

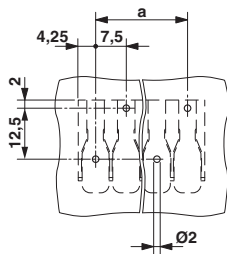
Marker card - SK U/3,8 WH:UNBEDRUCKT - 0803906

Marker card, Sheet, white, unlabeled, can be labeled with: Plotter, Office printing systems, Mounting type: Adhesive, Lettering field: 186 x 3.8 mm

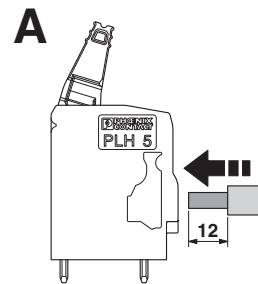


## Drawings

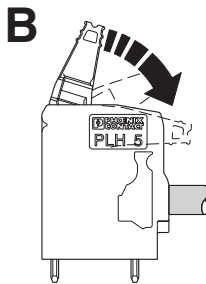
Drilling diagram



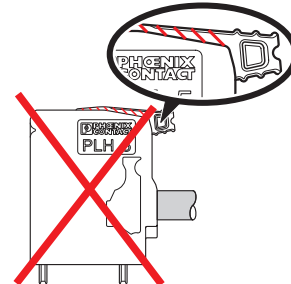
Functional drawing



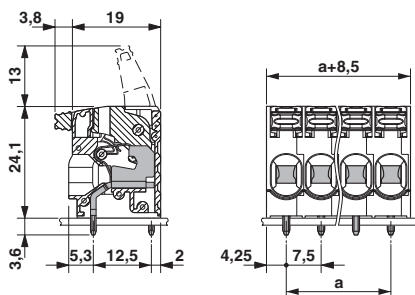
Functional drawing



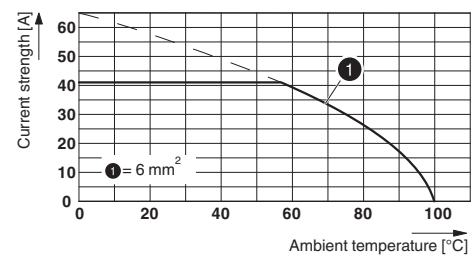
Functional drawing



Dimensional drawing



Diagram



Type: PLH 5/...-7,5(-ZF)



# Mouser Electronics

Authorized Distributor

Click to View Pricing, Inventory, Delivery & Lifecycle Information:

[Phoenix Contact:](#)

[1792122](#)