

## PCB terminal block - MPT 0,5/ 6-2,54 - 1725698

Please be informed that the data shown in this PDF Document is generated from our Online Catalog. Please find the complete data in the user's documentation. Our General Terms of Use for Downloads are valid (<http://phoenixcontact.com/download>)

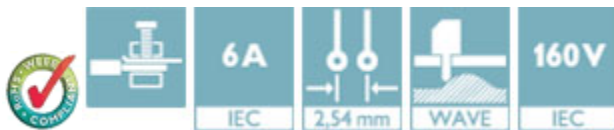


The figure shows a 10-position version of the product

PCB terminal block, Nominal current: 6 A, Nom. voltage: 160 V, Pitch: 2.54 mm, Number of positions: 6, Connection method: Screw connection with tension sleeve, Mounting: Wave soldering, Conductor/PCB connection direction: 0 °, Color: green

### Product Features

- Single-row type with horizontal connection direction
- Use in miniature modules with high contact density
- MICRO PCB terminal block with 2.54 mm IC pitch



### Key Commercial Data

Packing unit	1 pc
GTIN	 4 017918 116293
Weight per Piece (excluding packing)	1.79 g
Custom tariff number	85369010
Country of origin	Germany

### Technical data

#### Dimensions

Length	6.2 mm
Pitch	2.54 mm
Dimension a	12.7 mm
Constructional height	9 mm
Length of the solder pin	3.5 mm
Pin dimensions	0,5 x 0,9 mm

# PCB terminal block - MPT 0,5/ 6-2,54 - 1725698

## Technical data

### Dimensions

Hole diameter	1.1 mm
---------------	--------

### General

Range of articles	MPT 0,5
Insulating material group	I
Rated surge voltage (III/3)	1.5 kV
Rated surge voltage (III/2)	1.5 kV
Rated surge voltage (II/2)	2.5 kV
Rated voltage (III/3)	63 V
Rated voltage (III/2)	160 V
Rated voltage (II/2)	320 V
Connection in acc. with standard	EN-VDE
Nominal current $I_N$	6 A
Nominal cross section	0.5 mm <sup>2</sup>
Maximum load current	6 A
Insulating material	PA
Solder pin surface	Sn
Flammability rating according to UL 94	V0
Stripping length	4.5 mm
Number of positions	6
Screw thread	M1,6
Tightening torque, min	0.12 Nm
Tightening torque max	0.15 Nm

### Connection data

Conductor cross section solid min.	0.14 mm <sup>2</sup>
Conductor cross section solid max.	0.5 mm <sup>2</sup>
Conductor cross section flexible min.	0.14 mm <sup>2</sup>
Conductor cross section flexible max.	0.5 mm <sup>2</sup>
Conductor cross section flexible, with ferrule without plastic sleeve min.	0.25 mm <sup>2</sup>
Conductor cross section flexible, with ferrule without plastic sleeve max.	0.34 mm <sup>2</sup>
Conductor cross section flexible, with ferrule with plastic sleeve min.	0.25 mm <sup>2</sup>
Conductor cross section flexible, with ferrule with plastic sleeve max.	0.34 mm <sup>2</sup>
Conductor cross section AWG min.	26
Conductor cross section AWG max.	20
2 conductors with same cross section, solid min.	0.14 mm <sup>2</sup>
2 conductors with same cross section, solid max.	0.34 mm <sup>2</sup>
2 conductors with same cross section, stranded min.	0.14 mm <sup>2</sup>

# PCB terminal block - MPT 0,5/ 6-2,54 - 1725698

## Technical data

### Connection data

2 conductors with same cross section, stranded max.	0.34 mm <sup>2</sup>
---	----------------------

### Standards and Regulations

Connection in acc. with standard	EN-VDE
	CSA
Flammability rating according to UL 94	V0

## Classifications

### eCl@ss

eCl@ss 4.0	27141109
eCl@ss 4.1	27141109
eCl@ss 5.0	27141190
eCl@ss 5.1	27141190
eCl@ss 6.0	27261101
eCl@ss 7.0	27440401
eCl@ss 8.0	27440401
eCl@ss 9.0	27440401

### ETIM

ETIM 3.0	EC001121
ETIM 4.0	EC002643
ETIM 5.0	EC002643

### UNSPSC

UNSPSC 6.01	30211801
UNSPSC 7.0901	39121432
UNSPSC 11	39121432
UNSPSC 12.01	39121432
UNSPSC 13.2	39121432

## Approvals

### Approvals

---

### Approvals

CSA / EAC / EAC / cULus Recognized / cULus Recognized

---

# PCB terminal block - MPT 0,5/ 6-2,54 - 1725698

## Approvals

Ex Approvals

---

Approvals submitted

---

## Approval details

CSA	
	B
mm <sup>2</sup> /AWG/kcmil	28-20
Nominal current I <sub>N</sub>	6 A
Nominal voltage U <sub>N</sub>	125 V

EAC
-----

EAC
-----

cULus Recognized	
	B
mm <sup>2</sup> /AWG/kcmil	30-20
Nominal current I <sub>N</sub>	6 A
Nominal voltage U <sub>N</sub>	125 V

cULus Recognized
------------------

## Accessories

Accessories

Labeled terminal marker

## PCB terminal block - MPT 0,5/ 6-2,54 - 1725698

### Accessories

Marker card - SK 2,54/2,8:FORTL.ZAHLEN - 0804853



Marker card, Card, white, labeled, Horizontal: Consecutive numbers 1 - 10, 11 - 20, etc. up to 91 - 99, Mounting type: Adhesive, for terminal block width: 2.54 mm, Lettering field: 2.54 x 2.8 mm

---

### Marker pen

Marker pen - B-STIFT - 1051993



Marker pen, for manual labeling of unprinted Zack strips, smear-proof and waterproof, line thickness 0.5 mm

---

### Screwdriver tools

Screwdriver - SZS 0,4X2,0 - 1205202



Micro screwdriver, bladed, size: 0.4 x 2.0 x 60 mm, 2-component grip, with non-slip grip and twist cap

---

### Terminal marking

Marker card - SK U/2,8 WH:UNBEDRUCKT - 0803883



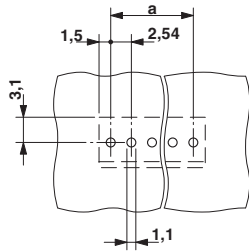
Marker card, Sheet, white, unlabeled, can be labeled with: Plotter, Office printing systems, Mounting type: Adhesive, Lettering field: 186 x 2.8 mm

---

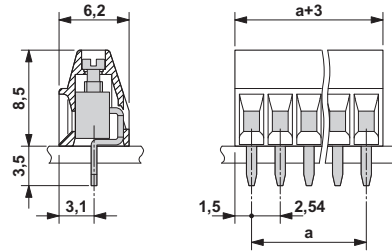
### Drawings

# PCB terminal block - MPT 0,5/ 6-2,54 - 1725698

Drilling diagram



Dimensional drawing



Phoenix Contact 2016 © - all rights reserved  
<http://www.phoenixcontact.com>

# Mouser Electronics

Authorized Distributor

Click to View Pricing, Inventory, Delivery & Lifecycle Information:

[Phoenix Contact:](#)

[1725698](#)