

YM Series 4 Tumbler Miniature Switchlocks

Features/Benefits

- Snap-together assembly allows for pre-wiring of switch
- Wire lead terminations available
- 4 Tumbler lock with positive detent

Typical Applications

- Cable TV connectors
- Automotive accessories
- Computers



Models Available

Specifications

CONTACT RATING: Q contact material: 4 AMPS @ 125 V AC or 28 V DC; 2 AMPS @ 250 V AC (UL/CSA). 4 AMPS @ 125 V AC, 2 AMPS @ 250 V AC, T65, class 1 (VDE). See page L-17 for additional ratings.

ELECTRICAL LIFE: 10,000 make-and-break cycles at full load.

CONTACT RESISTANCE: Below 10 m Ω typ. initial @ 2-4 V DC, 100 mA.

INSULATION RESISTANCE: 10⁹ Ω min.

DIELECTRIC STRENGTH: 1,000 Vrms min. @ sea level.

INDEXING: 90°:2 positions.

Materials

LOCK: Zinc alloy with stainless steel facing. 4 tumbler single bitted lock with integral detent mechanism.

KEYS: Two nickel plated brass keys with code number.

SWITCH HOUSING: 6/6 Nylon (UL 94V-2).

CONTACTS & TERMINALS: Q contact material: Copper, silver plated. See page L-17 for additional contact materials.

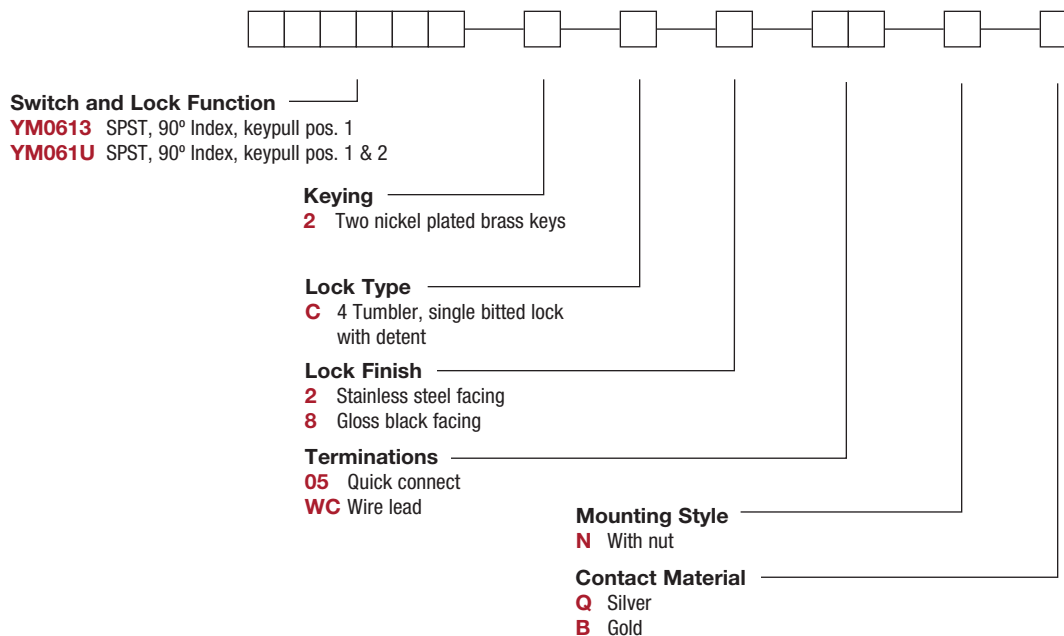
MOUNTING NUT: Brass, bright zinc plated.

NOTE: Any models supplied with Q or B contact material are RoHS compliant.

NOTE: Specifications and materials listed above are for switchlocks with standard options. For information on specific and custom switchlocks, consult Customer Service Center.

Build-A-Switch

To order, simply select desired option from each category and place in the appropriate box. Available options are shown and described on pages L-16 and L-17. For additional options not shown in catalog, consult Customer Service Center.



Switchlock



Dimensions are shown: Inch (mm)
Specifications and dimensions subject to change

YM Series 4 Tumbler Miniature Switchlocks

SWITCH AND LOCK FUNCTION

NO. POLES	MODEL NO.	SWITCH FUNCTION		KEY PULL POSITIONS	LOCK CONFIGURATION	INDEXING	SCHEMATIC
		POS. 1	POS. 2				
SP	YM0613	OFF	ON	Position 1		90°	
	YM061U			Positions 1 & 2			
<p>SPST</p> <p>Part number shown: YM0613C205NQ</p> <p>M12 x 1.25 6g THD. (MOUNTING NUT INCLUDED)</p>							

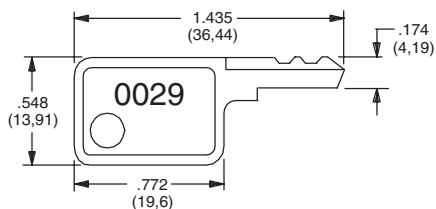
All models with all options when ordered with 'Q' contact material.

LEGEND

- = Detent Positions (90°)
- = Key pull possible in these positions
- = Stop Positions

KEYING

2 TWO NICKEL PLATED BRASS KEYS

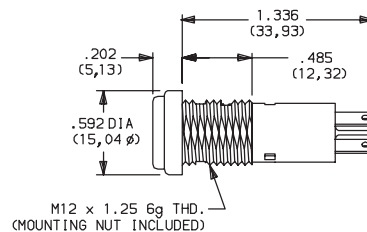


Key part number: 960B10029

NOTE: All orders keyed alike with code number on key. For more than one key code, replacement keys, or other special features, consult Customer Service Center.

LOCK TYPE

C 4 TUMBLER SINGLE BITTED LOCK WITH DETENT



LOCK FINISH

2 STAINLESS STEEL FACING

8 GLOSS BLACK FACING



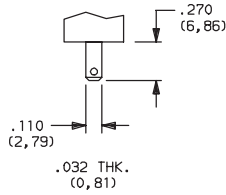
Third Angle
Projection

Dimensions are shown: Inch (mm)
Specifications and dimensions subject to change

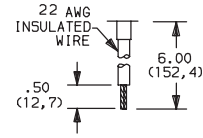
YM Series 4 Tumbler Miniature Switchlocks

TERMINATIONS

05 QUICK CONNECT



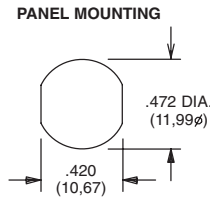
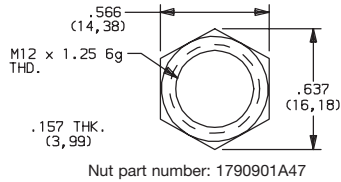
WC WIRE LEAD



Black wire standard, other colors and lengths available, consult Customer Service Center. UL style 1015.

MOUNTING STYLE

N WITH NUT



Panel thickness:
.300 (7,62) max.


CONTACT MATERIAL

OPTION CODE	RoHS COMPLIANT*	RoHS COMPATIBLE*	CONTACT AND TERMINAL MATERIAL	RATING	
				POWER	4 AMPS @ 125 V AC or 28 V DC; 2 AMPS @ 250 AC V AC (UL/CSA).
Q	YES	YES	SILVER ²	LOW LEVEL/DRY CIRCUIT	0.4 VA MAX. @ 20 V AC or DC MAX.
B	YES	YES	GOLD ¹		

* Note: See Technical Data section of this catalog for RoHS compliant and compatible definitions and specifications.

¹ CONTACTS & TERMINALS: Copper, with gold plate over nickel plate.

² CONTACTS & TERMINALS: Copper, silver plated (standard with all termination options).

All models  with all options when ordered with 'Q' contact material.

AVAILABLE HARDWARE



Key Code: 0029

PART NO. (ONE KEY)

960B10029

Material: Brass
Finish: Nickel plate



Dimensions are shown: Inch (mm)
Specifications and dimensions subject to change

C&K



Switchlock

Mouser Electronics

Authorized Distributor

Click to View Pricing, Inventory, Delivery & Lifecycle Information:

C&K Switches:

[960B10029](#) [YM06132C2WCNQ](#) [YM061U2C2WCNQ](#) [YM06132C205NB](#) [YM061U2CFWCNQ](#) [YM06132C2WCNB](#)
[YM06132C8WCNB](#) [YM061U2C8WCNQ](#) [YM061U2C205NB](#) [YM061U2C2WCNB](#) [YM06132CFWCNB](#)
[YM06132C805NQ](#) [YM06132CFWCNQ](#)