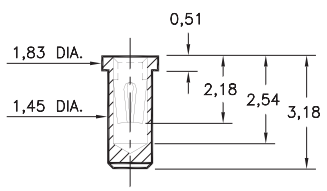
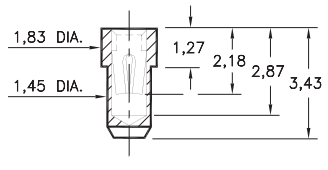
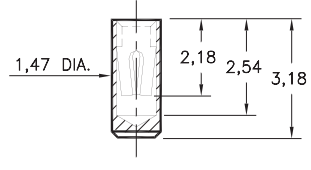
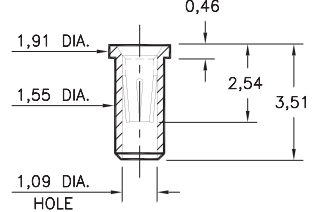
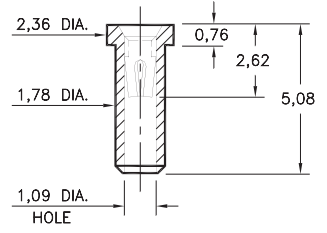
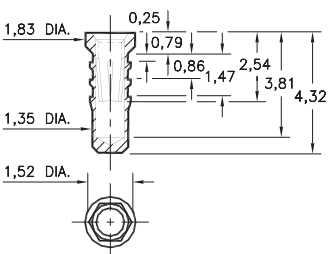
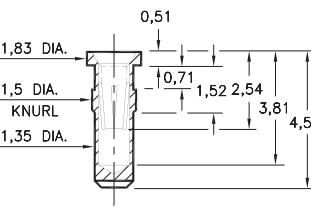
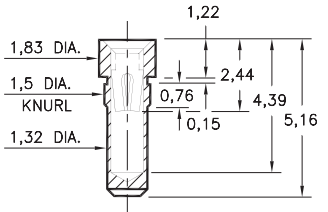
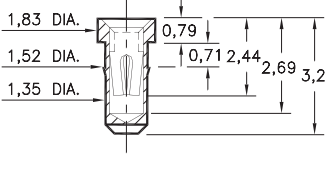
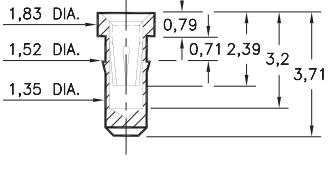
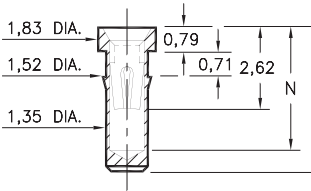


PIN RECEPTACLES

FOR 0,38 - 0,64 DIAMETER PINS

<p>0669 0669-0-15-XX-30-XX-10-0 Solder mount in 1,52 min. mounting hole Also available on 16mm wide carrier tape: 1,700 parts per 330mm reel See page 194.3 for Tape & Reel details</p> 	<p>0670 0670-0-15-XX-30-XX-10-0 Solder mount in 1,52 min. mounting hole Also available on 16mm wide carrier tape: 2,000 parts per 330mm reel See page 194.3 for Tape & Reel details</p> 	<p>0673 0673-0-15-XX-30-XX-10-0 Surface mount</p> 	<p>0666 0666-0-15-XX-32-XX-10-0 Solder mount in 1,63 min. mounting hole Also available on 16mm wide carrier tape: 2,000 parts per 330mm reel See page 194.4 for Tape & Reel details</p> 								
<p>0341 0341-0-15-XX-30-XX-10-0 Solder mount in 1,85 mounting hole Also available on 12mm wide carrier tape: 1,400 parts per 330mm reel See page 194.3 for Tape & Reel details</p> 	<p>0252 0252-0-15-XX-32-XX-10-0 Hex press-fit in 1,45 plated through-hole</p> 	<p>0678 0678-0-15-XX-32-XX-10-0 Press-fit in 1,45 mounting hole</p> 	<p>0676 0676-0-15-XX-30-XX-10-0 Press-fit in 1,45 mounting hole</p> 								
<p>0697 0697-0-15-XX-30-XX-10-0 Press-fit in 1,45 mounting hole</p> 	<p>0668 0668-0-15-XX-30-XX-10-0 Press-fit in 1,45 mounting hole</p> 	<p>0253/1033 XXX3-0-15-XX-30-XX-10-0 Press-fit in 1,45 mounting hole</p>  <table border="1" data-bbox="1193 1344 1518 1501"> <thead> <tr> <th>Basic Part Number</th> <th>Length L</th> <th>Depth N</th> </tr> </thead> <tbody> <tr> <td>0253-0</td> <td>4,39</td> <td>3,76</td> </tr> <tr> <td>1033-0</td> <td>5,16</td> <td>4,11</td> </tr> </tbody> </table>	Basic Part Number	Length L	Depth N	0253-0	4,39	3,76	1033-0	5,16	4,11
Basic Part Number	Length L	Depth N									
0253-0	4,39	3,76									
1033-0	5,16	4,11									

SPECIFICATIONS:

Shell Material: Brass Alloy 360, 1/2 Hard

Contact Material: Beryllium Copper Alloy 172, HT

Dimensions: Millimeters

Tolerances On: Lengths: ± 0,13

Diameters: ± 0,051

Angles: ± 2°



ORDER CODE: XXXX - X - XX - XX - XX - XX - 10 - 0

BASIC PART #

SPECIFY SHELL FINISH:

- 01 5,08µm TIN/LEAD OVER NICKEL
- ◆ 80 5,08µm TIN OVER NICKEL (RoHS)
- ◆ 15 0,25µm GOLD OVER NICKEL (RoHS)

SPECIFY CONTACT FINISH:

- 02 2,54µm TIN/LEAD OVER NICKEL
- ◆ 84 2,54µm TIN OVER NICKEL (RoHS)
- ◆ 27 0,76µm GOLD OVER NICKEL (RoHS)

SELECT CONTACT:

#30 or #32 CONTACT (DATA ON PAGE 253)

(For alternate contact choices, see groups B and C on page 248)



Mouser Electronics

Authorized Distributor

Click to View Pricing, Inventory, Delivery & Lifecycle Information:

[Mill-Max:](#)

[0666-0-15-15-32-27-10-0](#) [0669-0-15-15-30-27-10-0](#)