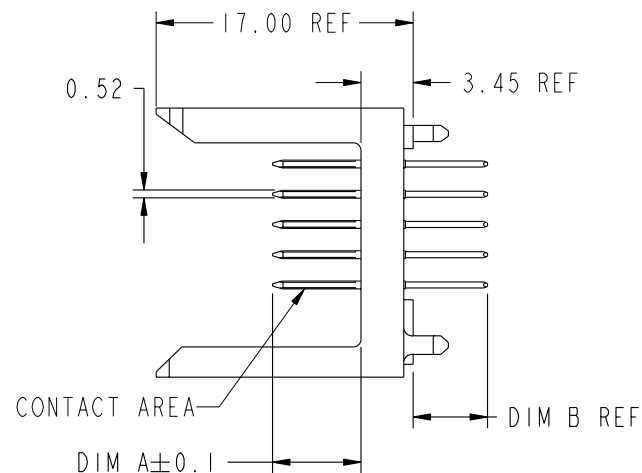
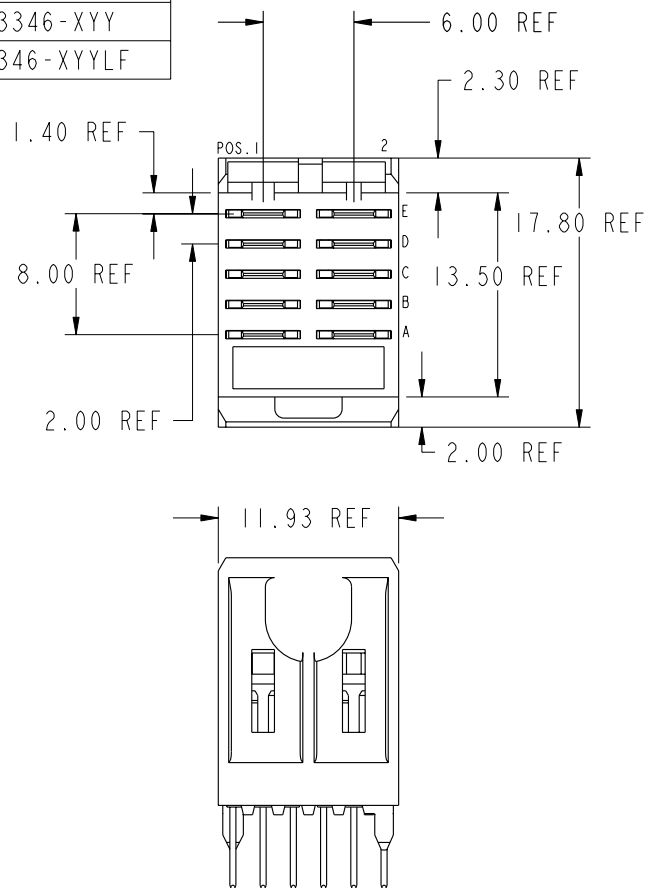




PRODUCT NUMBER
63346-XYX
63346-XYXLF

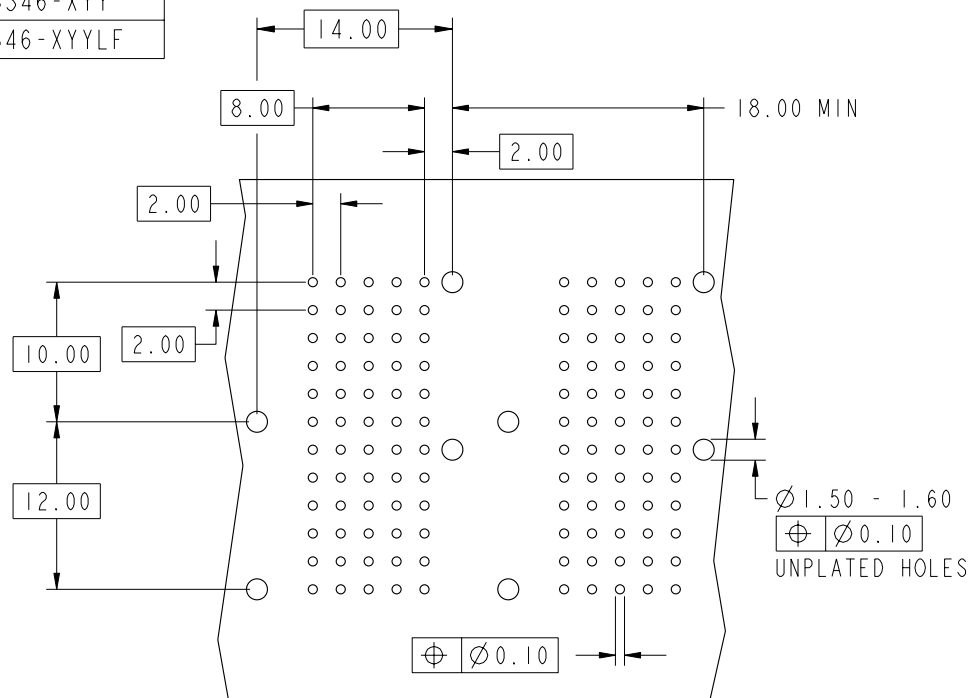


PLATING IN CONTACT AREA		
DASH NUMBER	PERFORMANCE LEVEL	NOTES
-1YY	TELCORDIA CO	-
-2YY	TELECOM CLASS	-
-3YY	IEC CLASS I	-
-5YY	TELCORDIA UE	-
-9YY	TELCORDIA CO	-
-1YYLF	TELCORDIA CO IEC CLASS I	SEE NOTE 8
-2YYLF	TELECOM CLASS	SEE NOTE 8
-5YYLF	TELCORDIA UE	SEE NOTE 8

mat'l code				tolerances unless otherwise specified		CUSTOMER		FCI		www.fciconnect.com	
ltr	ecn no.	dr	date	linear	0.X ±0.3	projection	COPY	title	product family	METRAL	code
A	V02642	JWS	10/17/00		0.XX ±0.13						
B	V10908	CGD	02/22/01		.XXX ±.051						
C	V11897	CGD	08/27/01	angles	0° ±2°	MM	scale	A	size	dwg no	213
D	V21671	TAB	10/21/02	dr	T.BRUNGARD	11/19/99					
E	V05-1131	VS	02/25/06	enrg	M.STRAWSE	11/19/99					
F	V06-0498	DCH	2006-05-30	chr	M.STRAWSE	11/19/99	2:1	A	63346	1 of 3	sheet
				appd	M.STRAWSE	02/29/00					
sheet index	revision sheet	F	F	F							
		1	2	3							



PRODUCT NUMBER
63346-XXX
63346-XXYLF



REQUIRED PC BOARD LAYOUT
COMPONENT SIDE
SEE PRINT 58351 FOR
ADDITIONAL PCB INFORMATION

KEY		
CODE	DIMENSIONS	
	DIM "A" MATE	DIM "B" TAIL
P01	6.50	4.25
P02	7.25	4.25
P03	8.00	4.25
P04	5.00	4.25
P05	5.75	4.25

- NOTES:
- FOR DIM A AND B SEE SHEET 2 AND UP.
 - BODY MATERIAL: LIQUID CRYSTAL POLYMER 30 % GLASS.
FLAME RETARDANT ACC. UL 94-V0.
 - PIN MATERIAL:
PHOSPHOR BRONZE.
 - PLATING ON PRESS-FIT TAIL:
63346-XXX IS SnPb
63346-XXYLF IS Sn (LEAD FREE).
PLATING ON CONTACT AREA CONFORMS
TO PERFORMANCE LEVEL SHOWN IN TABLE.
 - PRODUCT MARKING:
PART NUMBER DESIGNATION & BATCH I.D.
 - ALL PRODUCTS WITH PART NUMBERS SHOWN IN
SUBSEQUENT TABLES WILL BE PACKAGED IN TUBES.
IF TRAY PACKAGING IS REQUIRED, A SUFFIX "P"
WILL BE ADDED TO THE END OF THE PART NUMBER.
EXAMPLE: XXXXX-XXXP OR XXXXX-XXXPPLF.
 - PRODUCT SPECIFICATION GS-12-180.
APPLICATION SPECIFICATION BUS-20-073.
 - THE PRODUCTS WHERE THE PART NUMBER ENDS IN LF
MEET THE EUROPEAN UNION DIRECTIVES AND OTHER
COUNTRY REGULATIONS AS DESCRIBED IN GS-22-008.
 - FOR LEAD FREE PART NUMBERS, ADD AN "LF" SUFFIX.
EXAMPLE: 63346-XXYLF
 - ALL PRODUCTS WILL WITHSTAND EXPOSURE TO 260° FOR
60 SECONDS IN A CONVECTION, INFRA-RED OR VAPOR
PHASE REFLOW OVEN.

mat'l code				tolerances unless otherwise specified		CUSTOMER		FCI		www.fciconnect.com	
ltr	ecr no.	dr	date	linear	0.X ± 0.3	projection	COPY	title	product family	METRAL	code
F					0.XX ± 0.13						
				angles	.XXX ± .051		MM	METRAL POWER HEADER 1 MOD, 5 ROW STB	size	dwg no	213
					0° ± 2°						
				dr	T.BRUNGARD	11/19/99	scale	A	63346	sheet	2
				enrg	M.STRAWER	11/19/99					
				chr	M.STRAWER	11/19/99					
				appd	M.STRAWER	02/29/00					
sheet	revision										
index	sheet										

cage code 22526

Pro/E

PDM: Rev:F

STATUS: Released Printed: May 03, 2009



METRAL P/N	ROW	CONTACT CODE MOD. I	
		1	2
63346-X01 SEE NOTE 9 LEAD FREE OPTION	E	P04	P04
	D	P04	P04
	C	P04	P04
	B	P04	P04
	A	P04	P04
METRAL P/N	ROW	CONTACT CODE MOD. I	
		1	2
63346-X02 SEE NOTE 9 LEAD FREE OPTION	E	P04	P04
	D	P04	P04
	C	P04	P04
	B	P04	P04
	A	P01	P01
METRAL P/N	ROW	CONTACT CODE MOD. I	
		1	2
63346-X03 SEE NOTE 9 LEAD FREE OPTION	E	P05	P05
	D	P01	P01
	C	P05	P05
	B	P05	P05
	A	P01	P01
METRAL P/N	ROW	CONTACT CODE MOD. I	
		1	2
63346-X04 SEE NOTE 9 LEAD FREE OPTION	E	P01	P01
	D	P01	P01
	C	P01	P01
	B	P01	P01
	A	P01	P01
METRAL P/N	ROW	CONTACT CODE MOD. I	
		1	2
63346-X05 SEE NOTE 9 LEAD FREE OPTION	E	P05	P05
	D	P05	P05
	C	P05	P05
	B	P02	P02
	A	P05	P05
METRAL P/N	ROW	CONTACT CODE MOD. I	
		1	2
63346-X06 SEE NOTE 9 LEAD FREE OPTION	E	P01	P01
	D	P01	P01
	C	P02	P02
	B	P03	P03
	A	P03	P03
METRAL P/N	ROW	CONTACT CODE MOD. I	
		1	2
63346-X07 SEE NOTE 9 LEAD FREE OPTION	E	P01	P01
	D	P01	P01
	C	P01	P01
	B	P03	P03
	A	P01	P01
METRAL P/N	ROW	CONTACT CODE MOD. I	
		1	2
63346-X08 SEE NOTE 9 LEAD FREE OPTION	E	P05	P05
	D	P05	P05
	C	P05	P05
	B	P05	P05
	A	P05	P05
METRAL P/N	ROW	CONTACT CODE MOD. I	
		1	2
63346-X09 SEE NOTE 9 LEAD FREE OPTION	E	P02	P02
	D	P02	P02
	C	P02	P02
	B	P02	P02
	A	P02	P02
METRAL P/N	ROW	CONTACT CODE MOD. I	
		1	2
63346-X10 SEE NOTE 9 LEAD FREE OPTION	E	P03	P03
	D	P03	P03
	C	P03	P03
	B	P03	P03
	A	P03	P03

mat'l code				tolerances unless otherwise specified		CUSTOMER	
ltr	ecn no.	dr	date	linear	0.X ±0.3	projection	COPY
F					0.XX ±0.13		
					.XXX ±.051		
				angles	0° ±2°		
				dr	T.BRUNGARD 11/19/99		
				enrg	M.STRAWSER 11/19/99		
				chr	M.STRAWSER 11/19/99	scale	2:1
				appd	M.STRAWSER 02/29/00		
sheet	revision						
index	sheet						



www.fciconnect.com

title
METRAL POWER HEADER
1 MOD, 5 ROW STB

product family METRAL code
size dwg no 213
A 63346 sheet
3

cage code 22526

Pro/E

3

4

PDM: Rev:F

STATUS: Released

Printed: May 03, 2009

Mouser Electronics

Authorized Distributor

Click to View Pricing, Inventory, Delivery & Lifecycle Information:

[FCI / Amphenol:](#)

[63346-104LF](#)