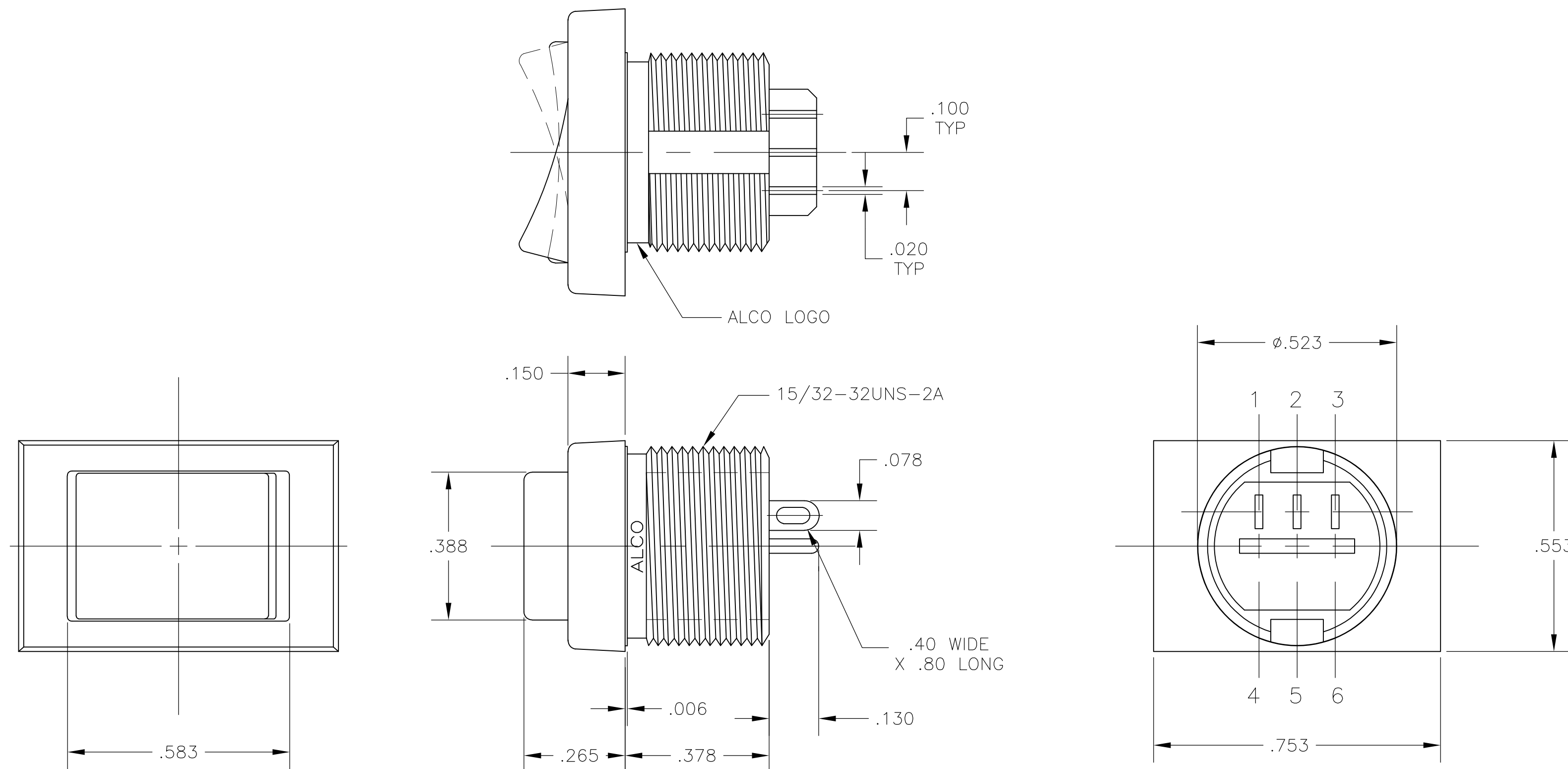
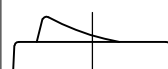
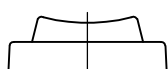



- 1 ALL MATERIALS AND FINISHES COMPLY WITH EU DIRECTIVE 2002/95/EC OF 27JAN2003 (RoHS).
- 2 TERMINAL NUMBERS ARE FOR REFERENCE ONLY AND DO NOT APPEAR ON THE SWITCHES.
- 3 MOUNTING HARDWARE: (1) HEX NUT AND (1) INTERNAL TOOTH LOCKWASHER SUPPLIED WITH SWITCH.



MATERIAL CHART	
COMPONENT NAME	FINISH
CASE	PP0, BLACK, UL94-HB
ROCKER	NYLON 6 /6, BLACK, UL-94-V2
SPRING	MUSIC WIRE
SPRING, F & G FUNCTIONS	MUSIC WIRE
INSULATOR	POLYETHERIMIDE, NATURAL
TERMINAL, END, D, F & G FUNCTIONS	SILVER CLAD COPPER
TERMINAL, CENTER, D & G FUNCTIONS	BRASS
TERMINAL, CENTER, F FUNCTION	SILVER CLAD COPPER
YOKE, G FUNCTION	BRASS
ROCKER CONTACT, D & F FUNCTIONS	SILVER CLAD COPPER
ROCKER CONTACT, G FUNCTION	SILVER CLAD COPPER
NUT	BRASS
LOCKWASHER	STAINLESS STEEL
TERMINAL SEAL	ACRYLIC RESIN

SPECIFICATION CHART	
RATING	3A @ 125 VAC OR 28 VDC, RESISTIVE
INITIAL CONTACT RESISTANCE	20 MILLIOHMS MAX.
INSULATION RESISTANCE	1,000 MEGAOHMS MIN @ 500 VDC
DIELECTRIC WITHSTANDING VOLTAGE	500 V RMS AT SEA LEVEL
ELECTRICAL LIFE, 2 POSITION	80,000 CYCLES
ELECTRICAL LIFE, 3 POSITION	10,000 CYCLES
MECHANICAL LIFE, 2 POSITION	100,000 CYCLES
MECHANICAL LIFE, 3 POSITION	50,000 CYCLES
OPERATING TEMPERATURE	-20°C TO +80°C
STORAGE TEMPERATURE	-45°C TO +95°C

FUNCTION CHART							
PART NUMBER	ALCO P/N	POLE	THROWS	RATING			
1825420-1	TRD13D10WL04	1	2	3A	ON	NONE	ON
1825420-2	TRD13F10WL04	1	2	3A	(ON)	NONE	ON
1825420-3	TRD13G10WL04	1	2	3A	(ON)	OFF	(ON)
		TERMINALS CONNECTED			2-1	—	2-3

NONE: NO MECHANICAL POSITION
OFF: MECHANICAL POSITION WITH NO ELECTRIC CONNECTION
(ON): MOMENTARY ACTION

PANEL CUTOUTS
SCALE 2:1

Mouser Electronics

Authorized Distributor

Click to View Pricing, Inventory, Delivery & Lifecycle Information:

[TE Connectivity:](#)

[TRD13D10WL04](#)