

# DF Series Power Rocker Switches



## Features/Benefits

- Power switching up to 16 AMPS
- Sub-panel and Front-panel mounting
- PC and quick connect terminals
- Multi-position and multi-pole function
- RoHS compliant

## Typical Applications

- Computers
- Power supplies
- Appliances
- Fitness equipment
- Off-road vehicles



## Specifications

CONTACT RATING: 16 AMPS @ 125, 250 V AC; 1/4 HP @ 125 V AC; 1/2 HP @ 250 V AC; 6 AMPS @ 48 V DC, 2 AMPS @ 60 V DC, 11 AMPS @ 30 V DC

ELECTRICAL LIFE: 10,000 make-and-break cycles at full load.

INSULATION RESISTANCE:  $10^9 \Omega$  min.

DIELECTRIC STRENGTH: 1,000 Vrms min. @ sea level.

OPERATING TEMPERATURE: -20°C to +85°C

## Materials

HOUSING & ACTUATOR: 6/6 nylon (UL 94V-2), black, finish: matte.

CONTACTS: Fine silver, silver plated.

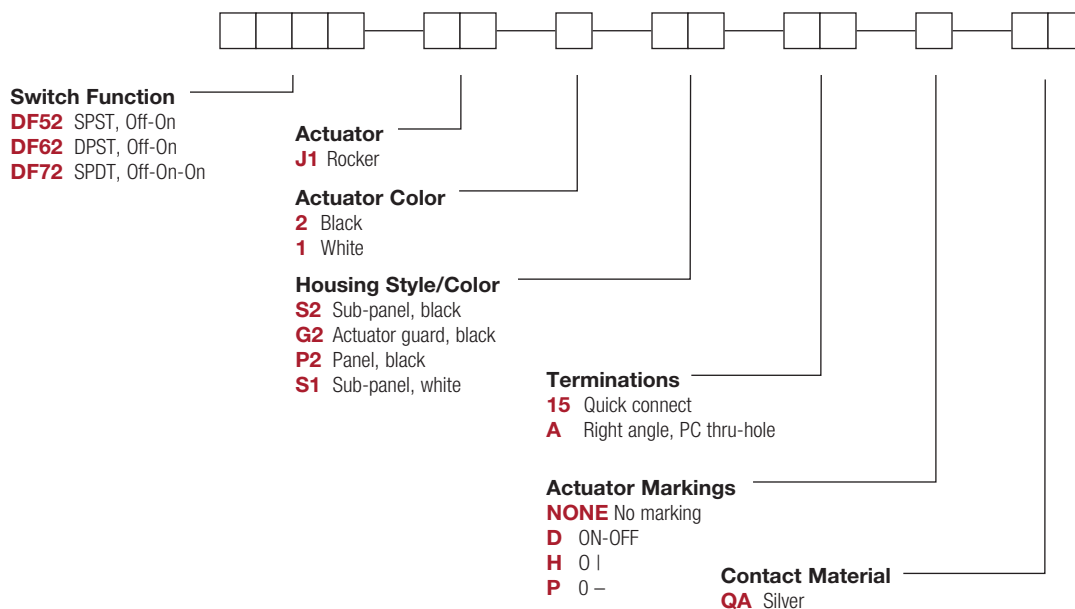
TERMINALS: Copper, silver plated.

CONTACT SPRING: Music wire or stainless steel.

**NOTE:** Specifications and materials listed above are for standard switches. For information on specific and custom switches, consult Customer Service Center.

## Build-A-Switch

To order, simply select desired option from each category and place in the appropriate box. Available options are shown and described on pages G-74 thru G-76. For additional options not shown in catalog, consult Customer Service Center.



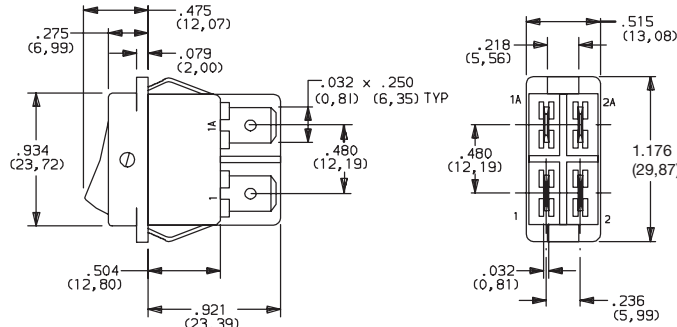
# DF Series Power Rocker Switches

## SWITCH FUNCTION



NO. POLES	MODEL NO.	SWITCH FUNCTION		CONNECTED TERMINALS		SCHEMATIC
		POS. 1	POS. 2	POS. 1	POS. 2	
SP	<b>DF52</b>	OFF	ON	OPEN	1-1A	SPST 
DP	<b>DF62</b>	OFF	ON	OPEN	1-1A, 2-2A	DPST 

Part Number shown DF62J12S215QA

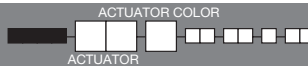


Actuator shown in Pos. 1

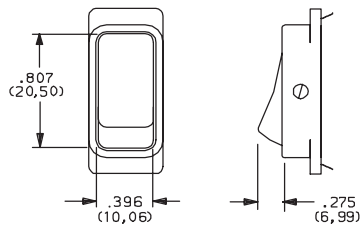
NO. POLES	MODEL NO.	POS. 1	POS. 2	POS. 3	POS. 1	POS. 2	POS. 3	SCHEMATIC
SP	<b>DF72</b>	OFF	ON	ON	OPEN	1 / 2-2A	1 / 2-1A 1 / 2-2A	POS. 1  POS. 2  POS. 3 

All models

## ACTUATOR

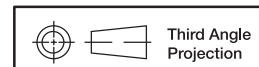


**J1** ROCKER



OPTION CODE	ACTUATOR COLOR
<b>2</b>	BLACK
<b>1</b>	WHITE

**NOTE:** Actuator finish: matte. Other colors available, consult Customer Service Center.



Third Angle  
Projection

Dimensions are shown: Inches (mm)  
Specifications and dimensions subject to change

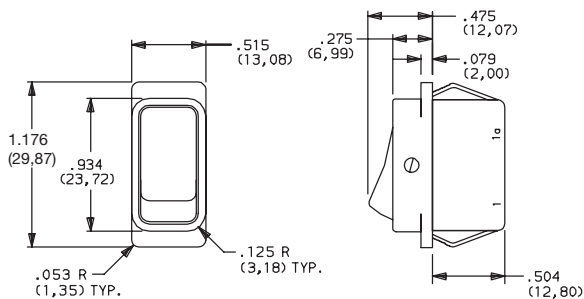


# DF Series Power Rocker Switches

## HOUSING STYLE/COLOR

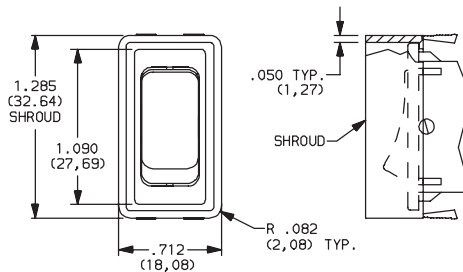


### S SUB-PANEL



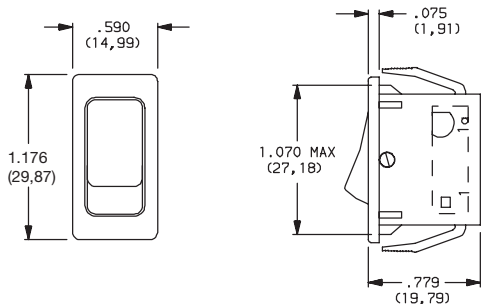
NOTE: DF52 & DF62 models only.

### G2 ACTUATOR GUARD



NOTE: Not available with 'A' termination. Available in black only.

### P PANEL



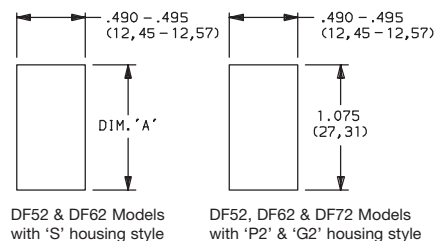
NOTE: Not available with 'A' termination. Available in black only.

OPTION CODE	HOUSING COLOR
<b>2</b>	(STD.) BLACK
<b>1</b>	WHITE

NOTE: Housing finish: matte. Other colors available, consult Customer Service Center.

### PANEL MOUNTING

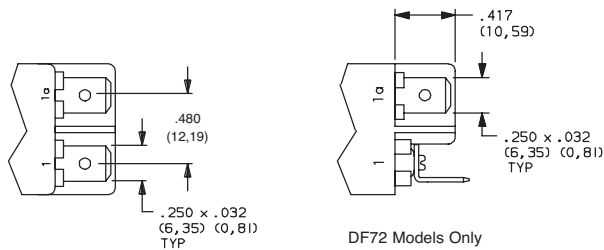
PANEL THICKNESS	DIM 'A'
.029-.048 (0,74) (1,22)	1.021 (25,93)
.048-.078 (1,22) (1,98)	1.029 (26,14)
.078-.117 (1,98) (2,97)	1.045 (26,54)
.075-.140 (1,91) (3,56)	1.075 (27,31)



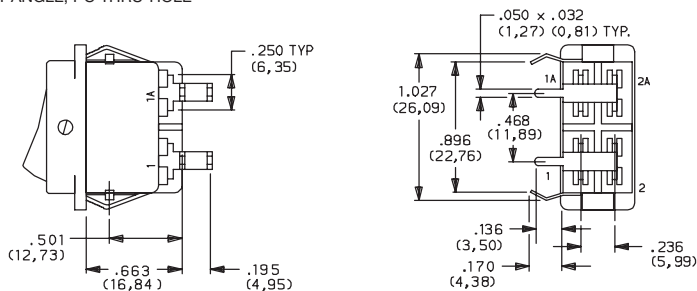
## TERMINATIONS



### 15 QUICK CONNECT



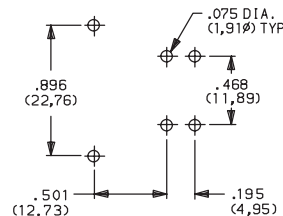
### A RIGHT ANGLE, PC THRU-HOLE



Actuator shown in Pos. 1

NOTE: DF52 and DF62 Models Only

### PC MOUNTING



Third Angle Projection

Dimensions are shown: Inches (mm)  
Specifications and dimensions subject to change

# DF Series Power Rocker Switches

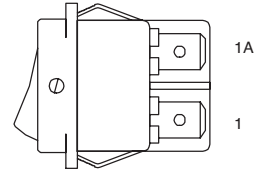
## ACTUATOR MARKINGS

**NONE** NO MARKING

**D** ON-OFF

**H** O |

**P** O -



**NOTE:** Orientation of actuator markings and terminals.

'D, H, & P' marking options: marking color white, standard for all actuator colors except white. Marking color black, standard for white actuators. Consult Customer Service Center for other available marking colors.

## CONTACT MATERIAL

OPTION CODE	CONTACT AND TERMINAL MATERIAL	RATINGS	
<b>QA</b>	SILVER <sup>1,2</sup>	POWER	16 AMPS @ 125, 250 V AC; 1/4 HP @ 125 V AC; 1/2 HP @ 250 V AC; 6 AMPS @ 48 V DC (UL), 2 AMPS @ 60 V DC, 11 AMPS @ 30 V DC
			16 AMPS @ 125, 250 V AC; 1/4 HP @ 125 V AC; 1/2 HP @ 250 V AC (UL)

\* Note: See Technical Data section of this catalog for RoHS compliant and compatible definitions and specifications.

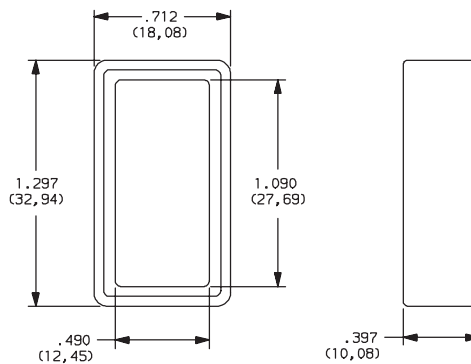
<sup>1</sup> CONTACTS: Fine silver, silver plated.

All models 

<sup>2</sup> TERMINALS: Copper, silver plated.

## AVAILABLE HARDWARE

### Actuator Guard



**PART NO.**

**285B02000**

Material: Nylon 6/6

Finish: Matte



Dimensions are shown: Inches (mm)  
Specifications and dimensions subject to change

**C&K**



# Mouser Electronics

Authorized Distributor

Click to View Pricing, Inventory, Delivery & Lifecycle Information:

## C&K Switches:

[DF52J12S215PQF](#) [DF62J12S2AHQA](#) [DF62J12S215QA](#) [DF62J12S215PQF](#) [DF62J12S215PQA](#) [DF62J12S215HQF](#)  
[DF62J12S2APQF](#) [DF62J12S2AQA](#) [DF52J12G215PQA](#) [DF52J12P215HQA](#) [DF52J12P215PQF](#) [DF52J12S215DQA](#)  
[DF52J12S215PQA](#) [DF52J12S2AHQF](#) [DF62J11S2APQF](#) [DF62J12P215QA](#) [DF52J12G215HQF](#) [DF52J12P215DQA](#)  
[DF52J12P215QF](#) [DF52J12S215HQA](#) [DF62J11S1AHQF](#) [DF62J12G215HQF](#) [DF62J12G215PQF](#)  
[DF62J12P215DQF](#) [DF62J12P215HQF](#) [DF62J12P215PQF](#) [DF62J12S215DQA](#) [DF62J12S215DQF](#) [DF62J12S215QF](#)  
[DF62J12S2AHQF](#) [DF62J12S2APQA](#) [DF62J12S2AQF](#) [DF72J12P215QA](#) [DF72J12P215QF](#)