

CMXD3003TO

**SURFACE MOUNT
TRIPLE ISOLATED OPPOSING
LOW LEAKAGE
SILICON SWITCHING DIODES**

SUPERmini™



SOT-26 CASE



www.centrasemi.com

DESCRIPTION:

The CENTRAL SEMICONDUCTOR CMXD3003TO consists of three (3) Isolated Low Leakage Silicon Switching Diodes arranged in an alternating configuration in a SUPERmini SOT-26 surface mount package, and is designed for low leakage switching applications. This device can be configured as a 540V switching diode. See optional mounting pad configuration.

MARKING CODE: C03TO

APPLICATIONS:

- Voltage Multiplier
- Steering Diode Array
- General Purpose Switching

MAXIMUM RATINGS: ($T_A=25^\circ\text{C}$)

Continuous Reverse Voltage
Average Forward Current
Continuous Forward Current
Peak Repetitive Forward Current
Peak Forward Surge Current, $t_p=1.0\mu\text{s}$
Peak Forward Surge Current, $t_p=1.0\text{s}$
Power Dissipation
Operating and Storage Junction Temperature
Thermal Resistance

SYMBOL

V_R 180
 I_O 200
 I_F 600
 I_{FRM} 700
 I_{FSM} 2.0
 I_{FSM} 1.0
 P_D 350
 T_J, T_{stg} -65 to +150
 Θ_{JA} 357

UNITS

V
mA
mA
mA
A
A
mW
 $^\circ\text{C}$
 $^\circ\text{C/W}$

ELECTRICAL CHARACTERISTICS PER DIODE: ($T_A=25^\circ\text{C}$ unless otherwise noted)

SYMBOL	TEST CONDITIONS	MIN	MAX	UNITS
I_R	$V_R=125\text{V}$		1.0	nA
I_R	$V_R=125\text{V}, T_A=150^\circ\text{C}$		3.0	μA
I_R	$V_R=180\text{V}$		10	nA
I_R	$V_R=180\text{V}, T_A=150^\circ\text{C}$		5.0	μA
BV_R	$I_R=5.0\mu\text{A}$	200		V
V_F	$I_F=1.0\text{mA}$	0.62	0.72	V
V_F	$I_F=10\text{mA}$	0.72	0.83	V
V_F	$I_F=50\text{mA}$	0.80	0.89	V
V_F	$I_F=100\text{mA}$	0.83	0.93	V
V_F	$I_F=200\text{mA}$	0.87	1.10	V
V_F	$I_F=300\text{mA}$	0.90	1.15	V
C_T	$V_R=0, f=1.0\text{MHz}$		4.0	pF

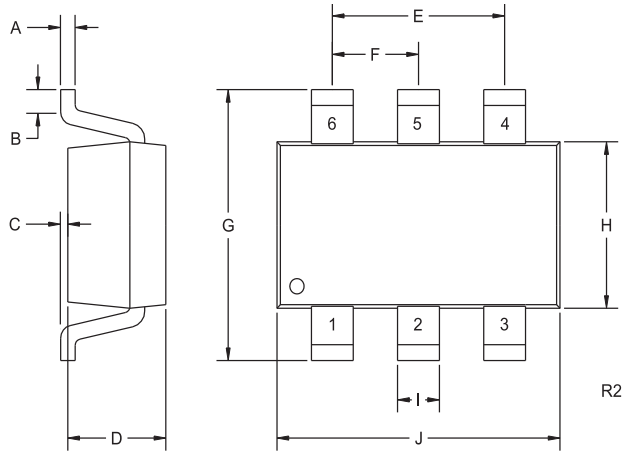
R1 (26-July 2011)

CMXD3003TO

**SURFACE MOUNT
TRIPLE ISOLATED OPPOSING
LOW LEAKAGE
SILICON SWITCHING DIODES**



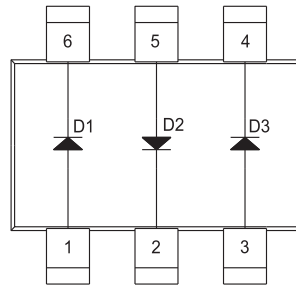
SOT 26 CASE - MECHANICAL OUTLINE



SYMBOL	INCHES		MILLIMETERS	
	MIN	MAX	MIN	MAX
A	0.004	0.007	0.11	0.19
B	0.016	-	0.40	-
C	-	0.004	-	0.10
D	0.039	0.047	1.00	1.20
E	0.074	0.075	1.88	1.92
F	0.037	0.038	0.93	0.97
G	0.102	0.118	2.60	3.00
H	0.059	0.067	1.50	1.70
I	0.016		0.41	
J	0.110	0.118	2.80	3.00

SOT-26 (REV: R2)

PIN CONFIGURATION

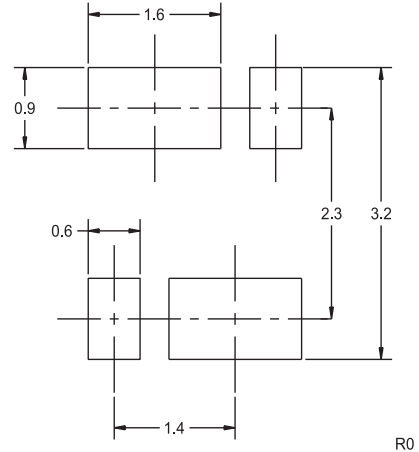


LEAD CODE:

- 1) Anode D1
- 2) Cathode D2
- 3) Anode D3
- 4) Cathode D3
- 5) Anode D2
- 6) Cathode D1

MARKING CODE: C03TO

**OPTIONAL MOUNTING PADS
For 540V Series Configuration
(Dimensions in mm)**



R1 (26-July 2011)

OUTSTANDING SUPPORT AND SUPERIOR SERVICES



PRODUCT SUPPORT

Central's operations team provides the highest level of support to insure product is delivered on-time.

- Supply management (Customer portals)
- Inventory bonding
- Consolidated shipping options
- Custom bar coding for shipments
- Custom product packing

DESIGNER SUPPORT/SERVICES

Central's applications engineering team is ready to discuss your design challenges. Just ask.

- Free quick ship samples (2nd day air)
- Online technical data and parametric search
- SPICE models
- Custom electrical curves
- Environmental regulation compliance
- Customer specific screening
- Up-screening capabilities
- Special wafer diffusions
- PbSn plating options
- Package details
- Application notes
- Application and design sample kits
- Custom product and package development

REQUESTING PRODUCT PLATING

1. If requesting Tin/Lead plated devices, add the suffix " TIN/LEAD" to the part number when ordering (example: 2N2222A TIN/LEAD).
2. If requesting Lead (Pb) Free plated devices, add the suffix " PBFREE" to the part number when ordering (example: 2N2222A PBFREE).

CONTACT US

Corporate Headquarters & Customer Support Team

Central Semiconductor Corp.
145 Adams Avenue
Hauppauge, NY 11788 USA
Main Tel: (631) 435-1110
Main Fax: (631) 435-1824
Support Team Fax: (631) 435-3388
www.centrasemi.com

Worldwide Field Representatives:
www.centrasemi.com/wwreps

Worldwide Distributors:
www.centrasemi.com/wwdistributors

For the latest version of Central Semiconductor's **LIMITATIONS AND DAMAGES DISCLAIMER**, which is part of Central's Standard Terms and Conditions of sale, visit: www.centrasemi.com/terms

Mouser Electronics

Authorized Distributor

Click to View Pricing, Inventory, Delivery & Lifecycle Information:

Central Semiconductor:

[CMXD3003TO TR](#)