


# Types MC and MCN Multilayer RF Capacitors

## High-Frequency, High-Power, High-Voltage Chips with Nonmagnetic Option



Rugged flexibility and compatibility with FR4 boards make Type MC and MCN capacitors ideal for use where other multilayer caps aren't recommended because of cracking. The natural mica dielectric retains its high-Q to many megahertz, so higher frequency applications are limited by the circuit inductance, not the Type MC capacitor. **Nonmagnetic** Type MCN chips are available for MRI and other high frequency applications that often use more expensive porcelain ceramic chips.

### Highlights

- Extremely high Q at UHF/VHF frequencies
- Free from thermal cracking, FR4 compatible
- Wave solderable
- Nonmagnetic option
- Exceed 2 mm bend test
- Better than porcelain
- High RF current —  $dV/dt$  20,000 V/ $\mu$ s
- Rock stable: No change with time, V & f

### Applications

- MRI Coils and Generators
- RF Instruments
- Power Amplifiers
- Tuned LCR Circuits
- CATV
- Ground and Flight Mobile Radio
- Lasers
- Software - Defined Frequency-Hopping Radio

### Specifications

Temperature Range	-55 °C to +125 °C
Rated Voltage Range	100 Vdc, 500 Vdc, and 1000 Vdc
Capacitance Range	0.5 pF to 2,200 pF
Capacitance Tolerance	$\pm 0.1$ pF to $\pm 5\%$
Case Sizes	0805, 1210, 1812, and 2220
<b>RoHS Compliant</b>	

### Ratings

Cap (pF)	Catalog Part Number	Case Type	Cap (pF)	Catalog Part Number	Case Type	Cap (pF)	Catalog Part Number	Case Type
<b>100 Vdc</b>			<b>100 Vdc</b>			<b>100 Vdc</b>		
0.5	MC08CA0R5D-F	0805	68	MC08FA680J-F	0805	360	MC12FA361J-F	1210
1.0	MC08CA010D-F	0805	75	MC08FA750J-F	0805	390	MC12FA391J-F	1210
2.0	MC08CA020D-F	0805	82	MC08FA820J-F	0805	430	MC12FA431J-F	1210
3.0	MC08CA030D-F	0805	91	MC08FA910J-F	0805	250	MC18FA251J-F	1812
4.0	MC08CA040D-F	0805	100	MC08FA101J-F	0805	270	MC18FA271J-F	1812
5.0	MC08CA050D-F	0805	47	MC12FA470J-F	1210	300	MC18FA301J-F	1812
6.0	MC08CA060D-F	0805	50	MC12FA500J-F	1210	330	MC18FA331J-F	1812
7.0	MC08CA070D-F	0805	51	MC12FA510J-F	1210	360	MC18FA361J-F	1812
8.0	MC08CA080D-F	0805	56	MC12FA560J-F	1210	390	MC18FA391J-F	1812
9.0	MC08CA090D-F	0805	62	MC12FA620J-F	1210	430	MC18FA431J-F	1812
10.0	MC08CA100D-F	0805	68	MC12FA680J-F	1210	470	MC18FA471J-F	1812
12.0	MC08EA120J-F	0805	75	MC12FA750J-F	1210	500	MC18FA501J-F	1812
15.0	MC08EA150J-F	0805	82	MC12FA820J-F	1210	510	MC18FA511J-F	1812
18.0	MC08EA180J-F	0805	91	MC12FA910J-F	1210	560	MC18FA561J-F	1812
20.0	MC08EA200J-F	0805	100	MC12FA101J-F	1210	620	MC18FA621J-F	1812
22.0	MC08EA220J-F	0805	110	MC12FA111J-F	1210	680	MC18FA681J-F	1812
24.0	MC08EA240J-F	0805	120	MC12FA121J-F	1210	750	MC18FA751J-F	1812
27.0	MC08EA270J-F	0805	130	MC12FA131J-F	1210	820	MC18FA821J-F	1812
30.0	MC08EA300J-F	0805	150	MC12FA151J-F	1210	910	MC22FA911J-F	2220
33.0	MC08FA330J-F	0805	160	MC12FA161J-F	1210	1000	MC22FA102J-F	2220
36.0	MC08FA360J-F	0805	180	MC12FA181J-F	1210	1100	MC22FA112J-F	2220
39.0	MC08FA390J-F	0805	200	MC12FA201J-F	1210	1200	MC22FA122J-F	2220
43.0	MC08FA430J-F	0805	220	MC12FA221J-F	1210	1500	MC22FA152J-F	2220
47.0	MC08FA470J-F	0805	240	MC12FA241J-F	1210	1800	MC22FA182J-F	2220
50.0	MC08FA500J-F	0805	250	MC12FA251J-F	1210	2000	MC22FA202J-F	2220
51.0	MC08FA510J-F	0805	270	MC12FA271J-F	1210	2200	MC22FA222J-F	2220
56.0	MC08FA560J-F	0805	300	MC12FA301J-F	1210			
62.0	MC08FA620J-F	0805	330	MC12FA331J-F	1210			

# Types MC and MCN Multilayer RF Capacitors

Cap (pF)	Catalog Part Number	Case Type
<b>500 Vdc</b>		
0.5	MC08CD0R5D-F	0805
1	MC08CD010D-F	0805
2	MC08CD020D-F	0805
3	MC08CD030D-F	0805
4	MC08CD040D-F	0805
5	MC08CD050D-F	0805
6	MC08CD060D-F	0805
7	MC08CD070D-F	0805
8	MC08CD080D-F	0805
9	MC08CD090D-F	0805
10	MC08CD100D-F	0805
12	MC08ED120J-F	0805
15	MC08ED150J-F	0805
18	MC08ED180J-F	0805
20	MC08ED200J-F	0805
1	MC12CD010D-F	1210
2	MC12CD020D-F	1210
3	MC12CD030D-F	1210
4	MC12CD040D-F	1210
5	MC12CD050D-F	1210
6	MC12CD060D-F	1210
7	MC12CD070D-F	1210
8	MC12CD080D-F	1210
9	MC12CD090D-F	1210
10	MC12CD100D-F	1210
12	MC12ED120J-F	1210
15	MC12ED150J-F	1210

Cap (pF)	Catalog Part Number	Case Type
<b>500 Vdc</b>		
18	MC12ED180J-F	1210
20	MC12ED200J-F	1210
22	MC12ED220J-F	1210
24	MC12ED240J-F	1210
27	MC12ED270J-F	1210
30	MC12ED300J-F	1210
33	MC12FD330J-F	1210
36	MC12FD360J-F	1210
39	MC12FD390J-F	1210
43	MC12FD430J-F	1210
47	MC12FD470J-F	1210
50	MC12FD500J-F	1210
51	MC12FD510J-F	1210
56	MC12FD560J-F	1210
62	MC12FD620J-F	1210
68	MC12FD680J-F	1210
75	MC12FD750J-F	1210
82	MC12FD820J-F	1210
91	MC12FD910J-F	1210
100	MC12FD101J-F	1210
110	MC12FD111J-F	1210
120	MC12FD121J-F	1210
130	MC12FD131J-F	1210
150	MC12FD151J-F	1210
100	MC18FD101J-F	1812
110	MC18FD111J-F	1812
120	MC18FD121J-F	1812

Cap (pF)	Catalog Part Number	Case Type
<b>500 Vdc</b>		
130	MC18FD131J-F	1812
150	MC18FD151J-F	1812
160	MC18FD161J-F	1812
180	MC18FD181J-F	1812
200	MC18FD201J-F	1812
220	MC18FD221J-F	1812
240	MC18FD241J-F	1812
250	MC18FD251J-F	1812
270	MC18FD271J-F	1812
300	MC18FD301J-F	1812
330	MC18FD331J-F	1812
360	MC18FD361J-F	1812
390	MC18FD391J-F	1812
430	MC18FD431J-F	1812
470	MC18FD471J-F	1812
500	MC22FD501J-F	2220
510	MC22FD511J-F	2220
560	MC22FD561J-F	2220
620	MC22FD621J-F	2220
680	MC22FD681J-F	2220
750	MC22FD751J-F	2220
820	MC22FD821J-F	2220
910	MC22FD911J-F	2220
1000	MC22FD102J-F	2220
1100	MC22FD112J-F	2220
1200	MC22FD122J-F	2220

Cap (pF)	Catalog Part Number	Case Type
<b>1000 Vdc</b>		
0.5	MC12CF0R5D-F	1210
1.0	MC12CF010D-F	1210
2.0	MC12CF020D-F	1210
3.0	MC12CF030D-F	1210
4.0	MC12CF040D-F	1210
5.0	MC12CF050D-F	1210
6.0	MC12CF060D-F	1210
7.0	MC12CF070D-F	1210
8.0	MC12CF080D-F	1210
9.0	MC12CF090D-F	1210
10.0	MC12CF100D-F	1210
12.0	MC12EF120J-F	1210
15.0	MC12EF150J-F	1210
18.0	MC12EF180J-F	1210
20.0	MC12EF200J-F	1210
22.0	MC12EF220J-F	1210
24.0	MC12EF240J-F	1210
27.0	MC12EF270J-F	1210
30.0	MC12EF300J-F	1210
33.0	MC12FF330J-F	1210
36.0	MC12FF360J-F	1210

Cap (pF)	Catalog Part Number	Case Type
<b>1000 Vdc</b>		
39	MC12FF390J-F	1210
43	MC12FF430J-F	1210
47	MC12FF470J-F	1210
50	MC12FF500J-F	1210
51	MC22FF510J-F	2220
56	MC22FF560J-F	2220
62	MC22FF620J-F	2220
68	MC22FF680J-F	2220
75	MC22FF750J-F	2220
82	MC22FF820J-F	2220
91	MC22FF910J-F	2220
100	MC22FF101J-F	2220
110	MC22FF111J-F	2220
120	MC22FF121J-F	2220
130	MC22FF131J-F	2220
150	MC22FF151J-F	2220
160	MC22FF161J-F	2220
180	MC22FF181J-F	2220
200	MC22FF201J-F	2220
220	MC22FF221J-F	2220
240	MC22FF241J-F	2220

Cap (pF)	Catalog Part Number	Case Type
<b>1000 Vdc</b>		
250	MC22FF251J-F	2220
270	MC22FF271J-F	2220
300	MC22FF301J-F	2220
330	MC22FF331J-F	2220
360	MC22FF361J-F	2220
390	MC22FF391J-F	2220
430	MC22FF431J-F	2220
470	MC22FF471J-F	2220
500	MC22FF501J-F	2220
510	MC22FF511J-F	2220
560	MC22FF561J-F	2220
620	MC22FF621J-F	2220
680	MC22FF681J-F	2220
750	MC22FF751J-F	2220
820	MC22FF821J-F	2220
910	MC22FF911J-F	2220
1000	MC22FF102J-F	2220
1100	MC22FF112J-F	2220
1200	MC22FF122J-F	2220
1500	MC22FF152J-F	2220

# Types MC and MCN Multilayer RF Capacitors

## Part Numbering System and Ordering Information

Order by complete part number, as below. For other options, write your requirement on your RFQ.

MC(N) CDE Type	22 Case Code	F Temperature Coefficient	D Voltage	122 Capacitance	J Capacitor Tolerance	- Package	F RoHS (MC only)
MC = Standard	08 = 0805		A = 100 Vdc	010 = 1 pF		Blank = Bulk	MCN complies (no F required)
MCN = Nonmagnetic	12 = 1210		D = 500 Vdc	1R8 = 1.8 pF		T = Tape & reel	
	18 = 1812		F = 1000 Vdc	(187) = 187 pF		not specific	
	22 = 2220			182 = 1800 pF			

TC Code	Capacitance Range (pF)	Temperature Coefficient ppm/°C	Capacitance Drift
C	0.5 to 10	100 ±100	±(0.5% +0.1 pF)
E	10.5 to 30	50 ±50	±(0.1% +0.1 pF)
F	30.5 & up	25 ±25	±(0.05% +0.1 pF)

Tol. Code	Tolerance	Capacitance Range
B	±0.1 pF	0.5 pF to 5 pF
C	±0.25 pF	0.5 pF to 100 pF
D	±0.5 pF	0.5 pF to 10 pF
D	±0.50%	50.5 pF to 100 pF
F	±1 pF	5.5 pF to 10 pF
F	±1%	25.5 pF and up
G	±2%	13.0 pF and up
J	±5%	10.5 pF and up

## Available Capacitance Values

Case Code	Capacitance (pF)			Minimum Cap. Step, pF
	100 Vdc	500 Vdc	1000 Vdc	
08	0.5 to 100	0.5 to 20	N/A	0.5
12	43.5 to 100	0.5 to 100	N/A	0.5
12	101 to 430	101 to 150	N/A	1.0
12			0.5 to 50	1.0
18	241 to 820	91.5 to 470	N/A	1.0
22	821 to 1000	471 to 1000	N/A	1.0
22	1010 to 2200	1010 to 1200	50.5 to 1500	10.0

## Standard Minimum Quanti-

Reel Packed
Case Codes 08 & 12: 3,000/reel*
Case Codes 18 & 22: 1,000/reel**
Bulk Packed
100 per bag

\*note - MC12, 100 volt units -250 pF and above, and 500 volt units -100 pF and above 2000 pc reels

\*\*note - MC22, 1000 volt units -680 pF and above 500 pc reels



— Termination

## Case Sizes

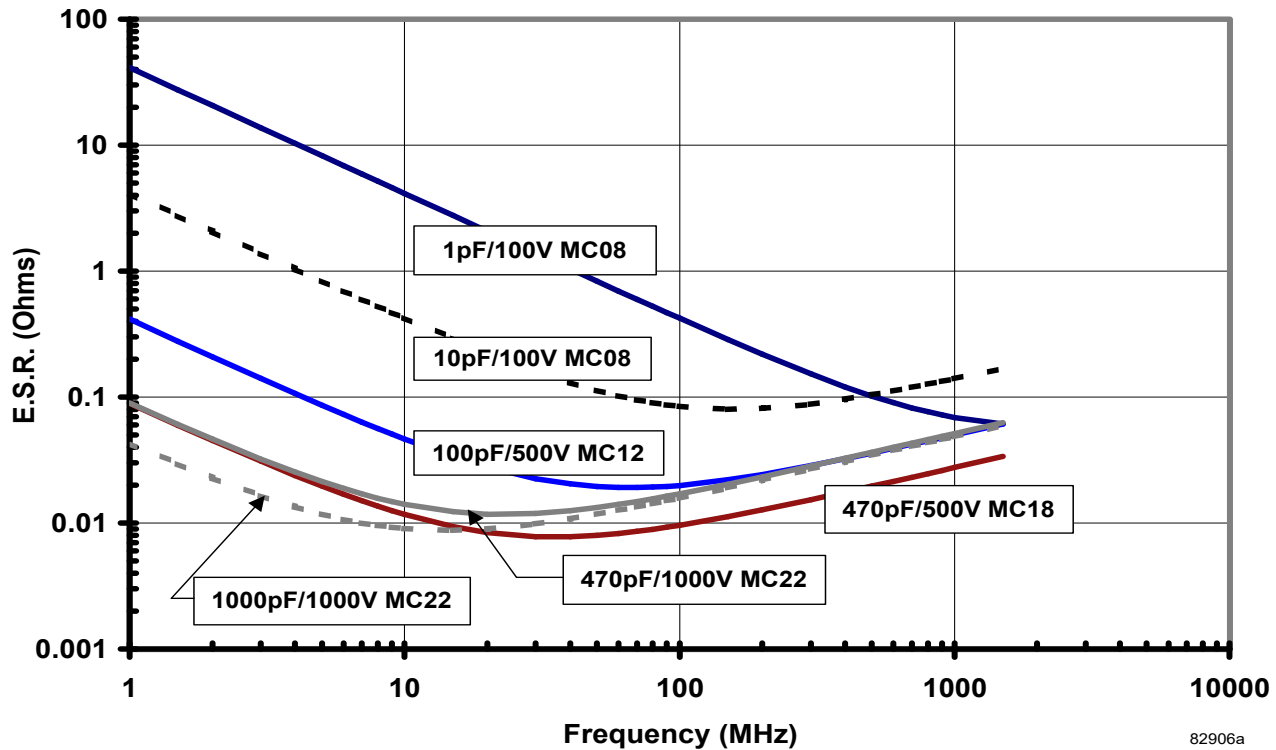
Case Code	Case Type	INCHES				MILLIMETERS			
		L	W	H (Max.)	I Min./Max.	L	W	H (Max.)	I Min./Max.
08	0805	0.079 +0.02 -0	0.049 +0.02 -0	0.055	0.008/0.035	2.0 +0.5 -0	1.25 +0.5 -0	1.4	0.2/0.9
12	1210	0.126 +0.024 -0.004	0.098 +0.024 -0.004	0.079	0.012/0.043	3.2 +0.6 -0.1	2.5 +0.6 -0.1	2.0	0.3/1.1
18	1812	0.177 +0.024 -0.008	0.126 +0.024 -0	0.079	0.012/0.051	4.5 +0.6 -0.2	3.2 +0.6 -0	2.0	0.3/1.3
22	2220	0.224 +0.016 -0.012	0.197 +0.016 -0.012	0.079	0.012/0.051	5.7 +0.4 -0.3	5.0 +0.4 -0.3	2.0*	0.3/1.3

\*.157 (4.0 mm) for 1000 V rating

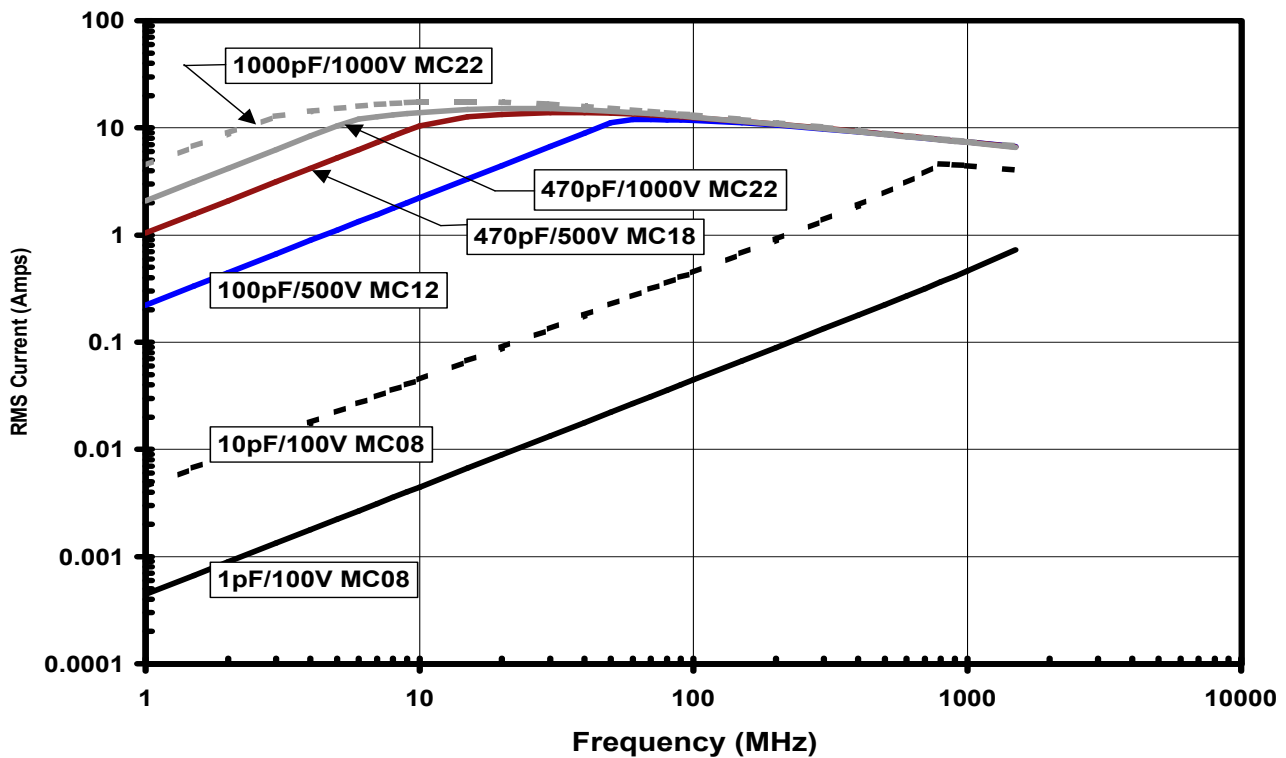
# Types MC and MCN Multilayer RF Capacitors

## Typical Performance Curves

### Type MC Typical ESR vs. Frequency



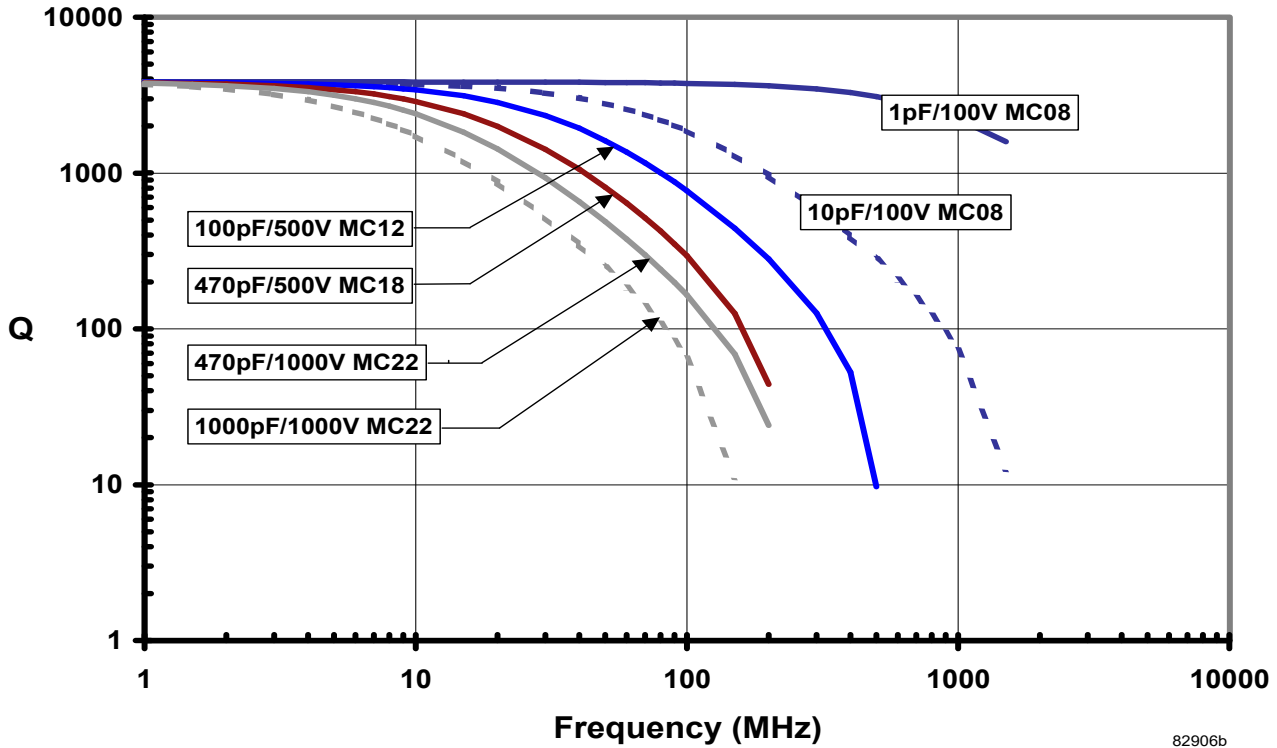
### Type MC Maximum RMS Current vs. Frequency



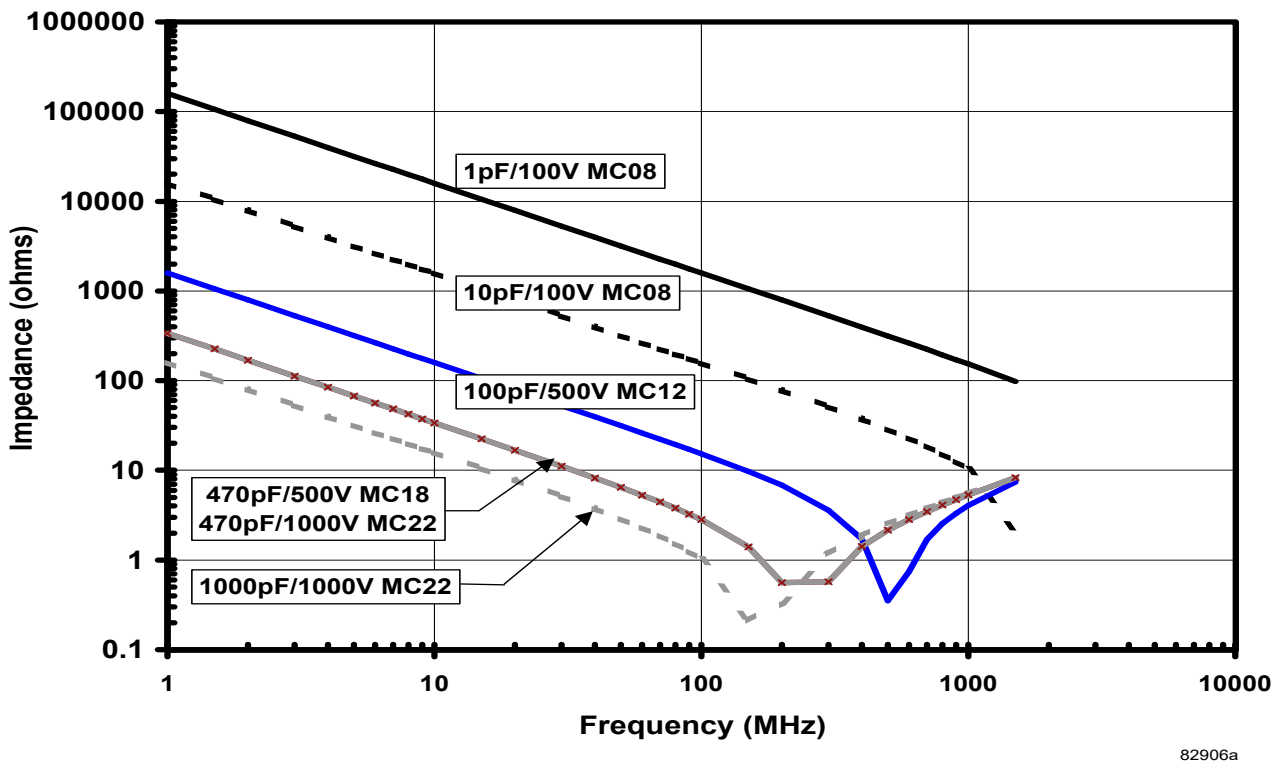
# Types MC and MCN Multilayer RF Capacitors

## Typical Performance Curves

### Type MC Typical Q vs. Frequency

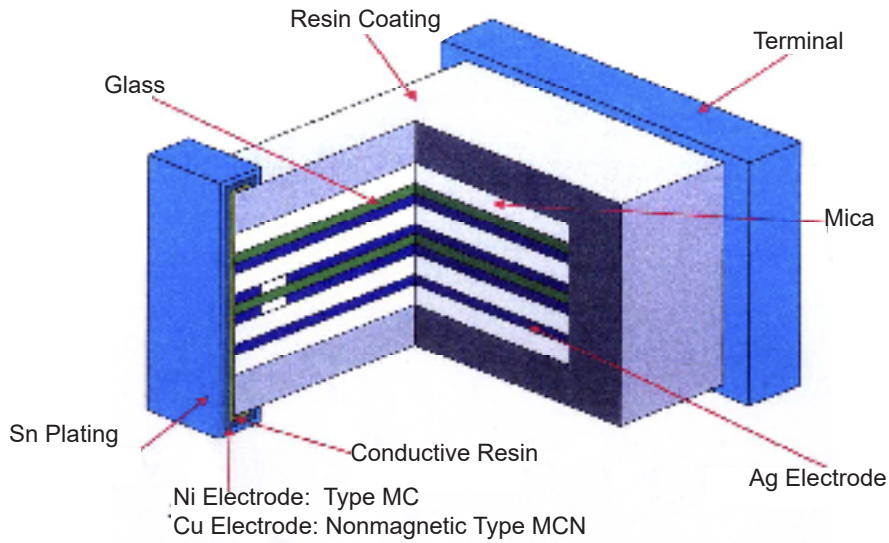


### Type MC Typical Impedance vs. Frequency

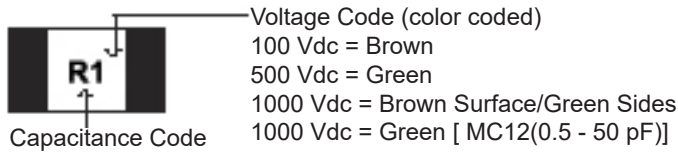


# Types MC and MCN Multilayer RF Capacitors

## High Q, Low ESR Construction for RF Power Applications



### Specifications Marking



Base Value	Code Ltr.	Base Value	Code Ltr.
10	A	40	d
11	B	43	R
12	C	45	e
13	D	47	S
15	E	50	f
16	F	51	T
18	G	56	U
20	H	60	m
22	J	62	V
24	K	68	W
25	a	70	n
27	L	75	X
30	M	80	t
33	N	82	Y
35	b	90	y
36	P	91	Z
39	Q		

**Capacitance** is within tolerance when measured as follows:

1—1000 pF @ 1 MHz  
 >1000 pF @ 1 kHz

**Dissipation Factor** is no more than 0.1% when measured as above at 5 Vrms or less.

Multiplier	Code No.
X 0.1	0
X 1	1
X 10	2
X 100	3
X 0.01	9

**Example:**  
**R1 = 43 pF**



# Types MC and MCN Multilayer RF Capacitors

## Specifications

**Quality Factor (Q)** is as follows when measured at 1 MHz

Capacitance Range	Min. Q
1 to 80 pF	500 to 3000
>80 pF	3000

**Insulation Resistance** is no less than 100 GΩ when measured at rated voltage.

\*1000 Vdc rated is measured at 500 Vdc

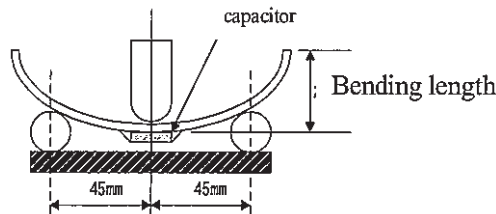
**Withstanding voltage** is two times the rated voltage between 5 seconds and without damage: with 50 mA or less current.

**Life Test:** Subject capacitors to 125 °C ±3 °C with 1.5 times rated voltage applied for 2000 (+72, -0) hours. There will be no visual damage and the capacitors will meet the limits of the table below.

**Vibration Resistance:** Subject the capacitors to simple harmonic motion with an amplitude of 1.5 mm; vary the frequency uniformly from 10 to 55 Hz and return to 10 Hz, all in one minute. Repeat that cycle continuously for two hours in

each of three mutually perpendicular directions. There will be no visual damage and the capacitors will meet the limits of the table below.

**Bending Test:** Mount the capacitor as shown below and press 1.0 mm bending length, a crack and other abnormalities shall not be on the capacitor. Capacitors shall meet the limits of methods of JIS 5102/8.11



**Moisture Resistance:** Subject the capacitors to 40 ±2 °C at 90 to 95% humidity for 500 (+24, -0) hours. Return to room ambient for 24 hours. There will be no visual damage and the capacitors will meet the limits of the table below.

**Temperature Coefficient and Drift:** Measure the capacitors' capacitance at 25 °C, -55 °C, 25 °C, 125 °C and at 25 °C — all ±3 °C — after stabilizing at each temperature. The capacitor will meet the limits of the Characteristic table in Ordering Information.

**Heat Resistance:** Subject the capacitors to 125 ±2 °C for 2 (+1,-0) hours. Then the insulation resistance will be no less than 5GΩ.

**Solderability:** Capacitor is immersed for 2 sec ±0.5, in a solder bath at 235 °C ±5 °C and covered with solder (Pb-Free), with 75% or more of the terminal portion.

**Solder Heat Resistance:** Subject the capacitors to molten solder at 250±5 °C for 5±0.5 seconds after 10 to 30 seconds pre-heating at 80 to 120 °C. There will be no visual damage and the capacitors will meet the limits of the table below.

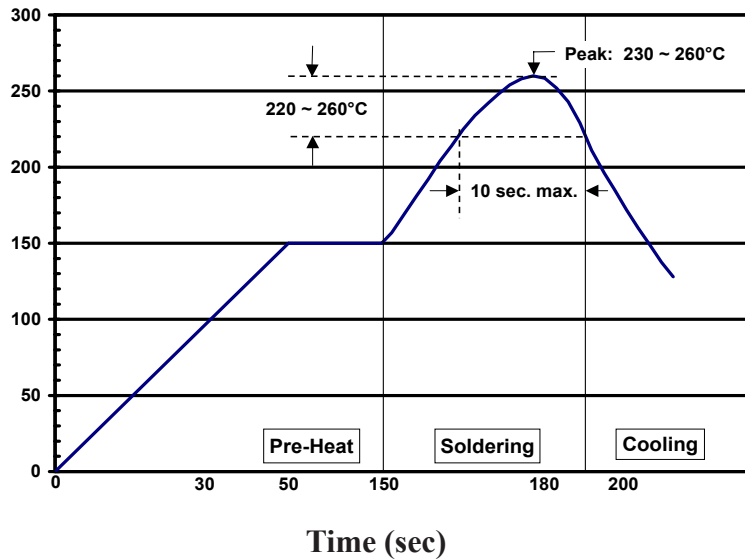
## After-Test Limits

Test	Withstand Voltage	Insulation Resistance	Capacitance (whichever >)	DF	Q
Life Test	IL	IL	IV ±2% or ±.5 pF	150% max IL	2/3 x IL
Vibration Resistance	IL	30 GΩ	IV ±1% or ±1 pF	IL	IL
Bending Test	IL		IV ±.5% or ±1 pF	IL	
Moisture Res.	IL	30 GΩ	IV ±3% or ±.5 pF	150% max IL	2/3 x IL
Solderability	IL	IL	IL	IL	IL
Heat Resistance		5 GΩ			
Solder Heat Res.	IL	30 GΩ	IV ±.5% or ±1 pF	IL	IL

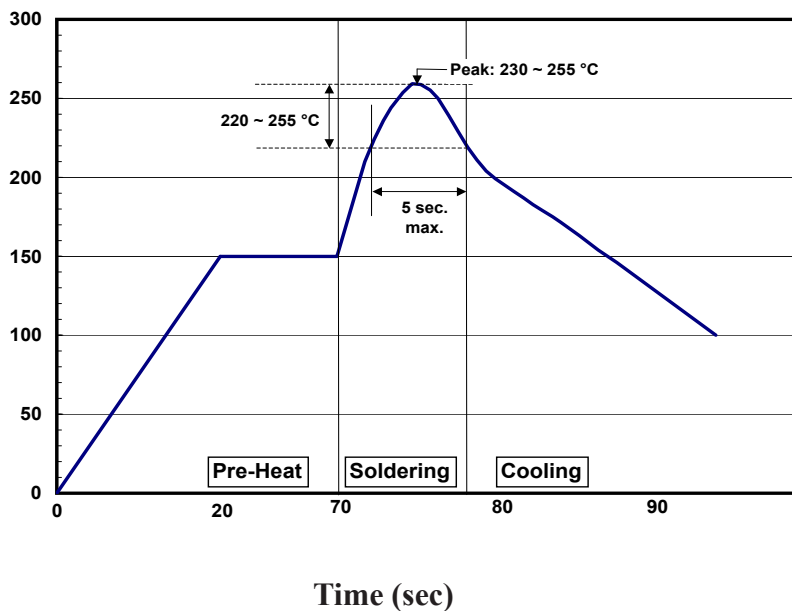
# Types MC and MCN Multilayer RF Capacitors

## Soldering Profiles

### Reflow Solder Profile

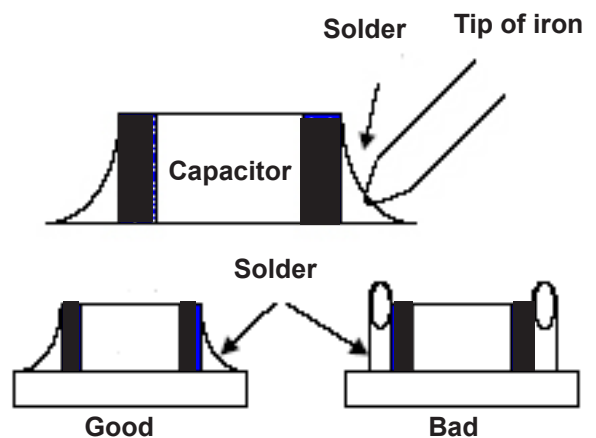


### Wave Solder Profile



### Hand Soldering Method

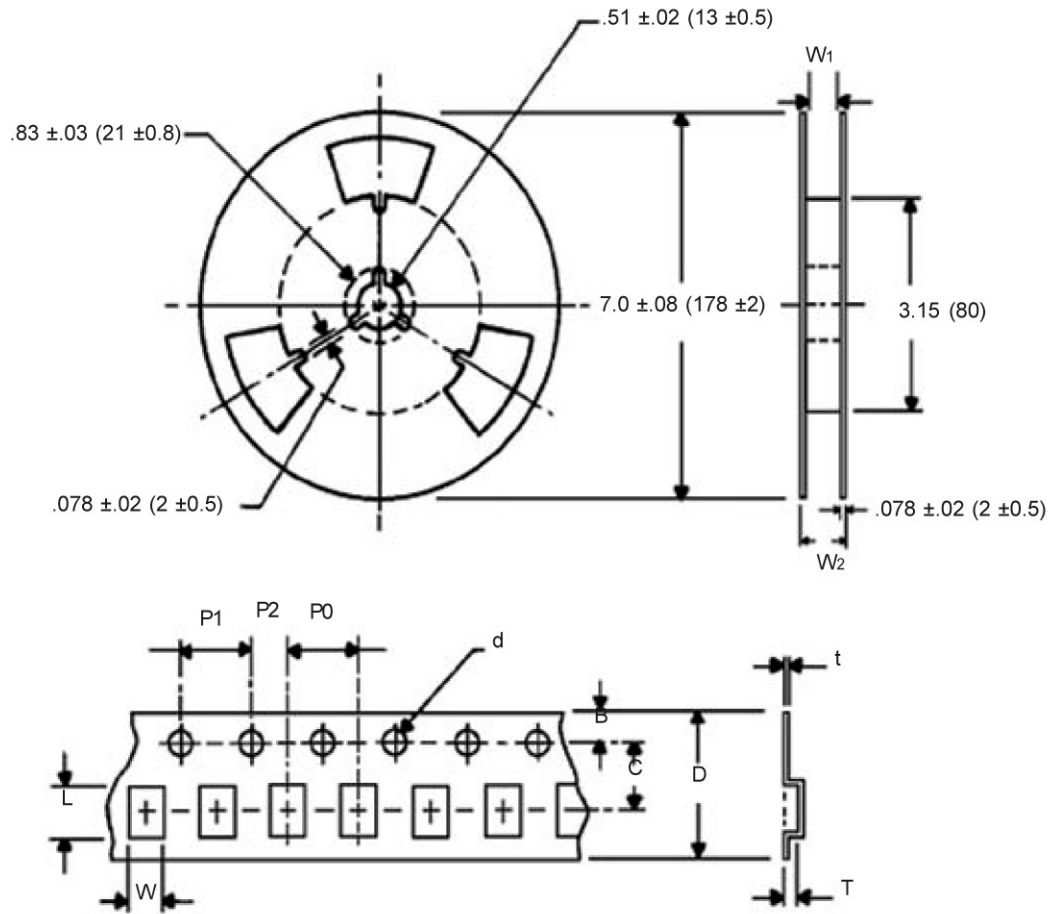
- SnAgCu recommended solder
- Do not use strong acid type flux with RM or RMA
- Soldering iron tip temperature should be 250 °C to 280 °C ≤ 5 sec.
- 60 Watt iron or less





# Types MC and MCN Multilayer RF Capacitors

## Surface-Mount Chip Mica Capacitors for Auto Insertion



### Carrier Dimensions

Item	Symbol	Case Code			
		08	12	18	22
Sprocket hole pitch	P1	.157 ± 0.008 (4.0 ± 0.2)			
Sprocket hole location	B	.069 ± 0.008 (1.75 ± 0.2)			
Hole center to cavity center	C	.138 ± 0.002 (3.5 ± 0.05)		.217 ± 0.004 (5.5 ± 0.1)	
Carrier tape width	D	.315 ± 0.012 (8.0 ± 0.3)		.472 ± 0.012 (12.0 ± 0.3)	
Sprocket hole diameter	d	.059 (1.5)			
Cavity pitch	P <sub>0</sub>	.157 ± 0.004 (4.0 ± 0.1)		.315 ± 0.008 (8.0 ± 0.2)	
Hole center to cavity center	P <sub>2</sub>	.079 ± 0.004 (2.0 ± 0.1)			
Cavity length	L	.110 (2.8)	.150 (3.8)	.205 (5.2)	.246 (6.25)
Cavity width	W	.075 ± 0.008 (1.9 ± 0.2)	.118 ± 0.008 (3.0 ± 0.2)	.161 ± 0.008 (4.1 ± 0.2)	.217 ± 0.008 (5.5 ± 0.2)
Cavity depth	T	.051 ± 0.004 (1.3 ± 0.1)	.059 ± 0.004 (1.5 ± 0.1)	.071 ± 0.004 (1.8 ± 0.1)	.087 ± 0.004 (2.2 ± 0.1)
Carrier tape thickness	t	.012 ± 0.002 (0.3 ± 0.05)			
Holder distance	W <sub>1</sub>	.354 (9.0)			.512 (13.0)
Reel thickness	W <sub>2</sub>	about .47 (12)		about .63 (16)	

## Types MC and MCN Multilayer RF Capacitors

---

**Notice and Disclaimer:** All product drawings, descriptions, specifications, statements, information and data (collectively, the "Information") in this datasheet or other publication are subject to change. The customer is responsible for checking, confirming and verifying the extent to which the Information contained in this datasheet or other publication is applicable to an order at the time the order is placed. All Information given herein is believed to be accurate and reliable, but it is presented without any guarantee, warranty, representation or responsibility of any kind, expressed or implied. Statements of suitability for certain applications are based on the knowledge that the Cornell Dubilier company providing such statements ("Cornell Dubilier") has of operating conditions that such Cornell Dubilier company regards as typical for such applications, but are not intended to constitute any guarantee, warranty or representation regarding any such matter – and Cornell Dubilier specifically and expressly disclaims any guarantee, warranty or representation concerning the suitability for a specific customer application, use, storage, transportation, or operating environment. The Information is intended for use only by customers who have the requisite experience and capability to determine the correct products for their application. Any technical advice inferred from this Information or otherwise provided by Cornell Dubilier with reference to the use of any Cornell Dubilier products is given gratis (unless otherwise specified by Cornell Dubilier), and Cornell Dubilier assumes no obligation or liability for the advice given or results obtained. Although Cornell Dubilier strives to apply the most stringent quality and safety standards regarding the design and manufacturing of its products, in light of the current state of the art, isolated component failures may still occur. Accordingly, customer applications which require a high degree of reliability or safety should employ suitable designs or other safeguards (such as installation of protective circuitry or redundancies or other appropriate protective measures) in order to ensure that the failure of an electrical component does not result in a risk of personal injury or property damage. Although all product-related warnings, cautions and notes must be observed, the customer should not assume that all safety measures are indicated in such warnings, cautions and notes, or that other safety measures may not be required.

# Mouser Electronics

Authorized Distributor

Click to View Pricing, Inventory, Delivery & Lifecycle Information:

## Cornell Dubilier:

[MC08EA200J-T](#) [MC22FD102J-F](#) [MC12CF010D-F](#) [MC12ED150J-F](#) [MC12FA620J-F](#) [MC12CF020D-F](#)  
[MC12FA301J-F](#) [MC18FD221J-F](#) [MC12CD040C-F](#) [MC22FF471J-F](#) [MC18FA821J-F](#) [MC12ED220J-F](#) [MC12CD100D-F](#)  
[MC12ED200C-F](#) [MC08CA010C-F](#) [MC08CA010C-TF](#) [MC08CA010D-TF](#) [MC08CA020C-F](#) [MC08CA020C-TF](#)  
[MC08CA020D-F](#) [MC08CA020D-TF](#) [MC08CA030C-F](#) [MC08CA030C-TF](#) [MC08CA030D-F](#) [MC08CA030D-TF](#)  
[MC08CA040C-F](#) [MC08CA040C-TF](#) [MC08CA040D-F](#) [MC08CA040D-TF](#) [MC08CA050C-F](#) [MC08CA050C-TF](#)  
[MC08CA050D-TF](#) [MC08CA060C-F](#) [MC08CA060C-TF](#) [MC08CA060D-F](#) [MC08CA060D-TF](#) [MC08CA070C-F](#)  
[MC08CA070C-TF](#) [MC08CA070D-F](#) [MC08CA070D-TF](#) [MC08CA080C-F](#) [MC08CA080C-TF](#) [MC08CA080D-F](#)  
[MC08CA080D-TF](#) [MC08CA090C-F](#) [MC08CA090C-TF](#) [MC08CA090D-F](#) [MC08CA090D-TF](#) [MC08CA100B-F](#)  
[MC08CA100C-F](#) [MC08CA100C-TF](#) [MC08CA100D-TF](#) [MC08CA200D-F](#) [MC08EA120J-TF](#) [MC08EA150G-F](#)  
[MC08EA150G-TF](#) [MC08EA150J-TF](#) [MC08EA180G-F](#) [MC08EA180G-TF](#) [MC08EA180J-F](#) [MC08EA180J-TF](#)  
[MC08EA200G-F](#) [MC08EA200G-TF](#) [MC08EA200J-TF](#) [MC08EA220G-F](#) [MC08EA220G-TF](#) [MC08EA220J-TF](#)  
[MC08EA240G-F](#) [MC08EA240G-TF](#) [MC08EA240J-F](#) [MC08EA240J-TF](#) [MC08EA270F-F](#) [MC08EA270F-TF](#)  
[MC08EA270G-F](#) [MC08EA270G-TF](#) [MC08EA270J-TF](#) [MC08EA300F-F](#) [MC08EA300F-TF](#) [MC08EA300G-F](#)  
[MC08EA300G-TF](#) [MC08EA300J-F](#) [MC08EA300J-T](#) [MC08EA300J-TF](#) [MC08FA330F-F](#) [MC08FA330F-TF](#)  
[MC08FA330G-F](#) [MC08FA330G-TF](#) [MC08FA330J-F](#) [MC08FA330J-TF](#) [MC08FA360F-F](#) [MC08FA360F-TF](#)  
[MC08FA360G-F](#) [MC08FA360G-TF](#) [MC08FA360J-F](#) [MC08FA360J-TF](#) [MC08FA390F-F](#) [MC08FA390F-TF](#)  
[MC08FA390G-F](#) [MC08FA390G-TF](#) [MC08FA390J-TF](#)