

Electronic housing - EMG 10-B2 - 2947750

Please be informed that the data shown in this PDF Document is generated from our Online Catalog. Please find the complete data in the user's documentation. Our General Terms of Use for Downloads are valid (<http://phoenixcontact.com/download>)




Custom circuit module, consisting of housing, MKDS 3 connection terminal blocks and PCB

Your advantages

- ✓ Choice of four cover sizes in transparent or color versions
- ✓ Practical and easy-to-wire conductor connections
- ✓ Space-saving accommodation of electronic components in finely graded module versions available with 10 to 150 mm pitch
- ✓ Uniform and appropriate housing technology
- ✓ High degree of flexibility due to the wide choice of versions
- ✓ User-friendly and safe mounting on DIN rails according to EN 60715
- ✓ Inflammability class V0 insulation material (according to UL 94)
- ✓ Shock and contamination-proof accommodation of electronic components
- ✓ Universal PCBs for all pitches

RoHS

Key Commercial Data

Packing unit	10 pc
GTIN	
GTIN	4017918082864

Technical data

General

Housing type	Component housing
Housing material	Polycarbonate fiber reinforced
Color (RAL)	green

Ambient conditions

Ambient temperature (operation)	-40 °C ... 125 °C
---------------------------------	-------------------

Dimensions

Length	75 mm
--------	-------

Electronic housing - EMG 10-B2 - 2947750

Technical data

Dimensions

Height	47.5 mm
Width	10 mm
Pitch	5 mm
Depth	75 mm

Technical data

Power dissipation without gap	0.9 W
Power dissipation with 20 mm gap	1.2 W
Number of positions	4

Standards and Regulations

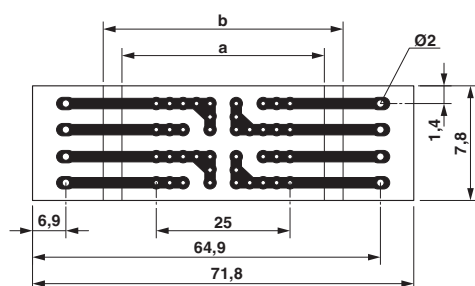
Flammability rating according to UL 94	V0
--	----

Environmental Product Compliance

REACH SVHC	Lead 7439-92-1
China RoHS	Environmentally Friendly Use Period = 50
	For details about hazardous substances go to tab "Downloads", Category "Manufacturer's declaration"

Drawings

Dimensional drawing

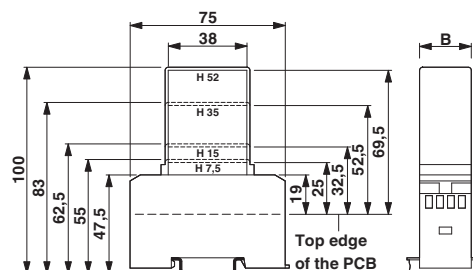


Pitch 5 mm

a = Area for mounting components, 38 mm in the hood

b = Area for mounting components, 45 mm in the housing

Dimensional drawing



1 = Top edge of the PCB

B = Housing width

Approvals

Approvals

Approvals

EAC

Electronic housing - EMG 10-B2 - 2947750

Approvals

Ex Approvals

Approval details

EAC		B.01742
-----	---	---------

Phoenix Contact 2018 © - all rights reserved
<http://www.phoenixcontact.com>

PHOENIX CONTACT GmbH & Co. KG
Flachsmarktstr. 8
32825 Blomberg
Germany
Tel. +49 5235 300
Fax +49 5235 3 41200
<http://www.phoenixcontact.com>

Mouser Electronics

Authorized Distributor

Click to View Pricing, Inventory, Delivery & Lifecycle Information:

Phoenix Contact:

2947750