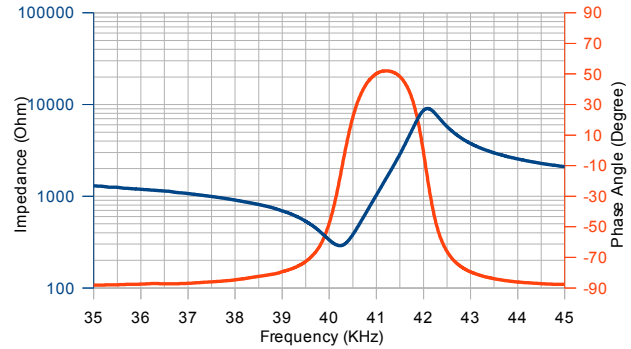


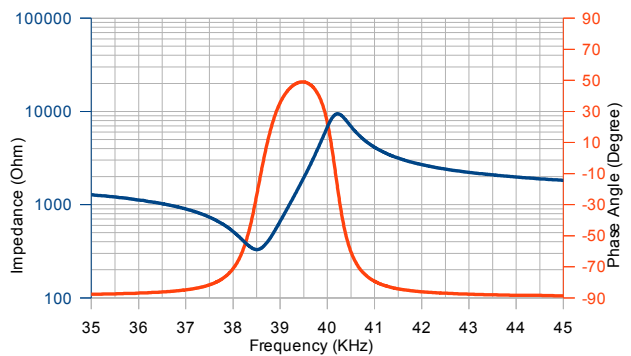


Impedance/Phase Angle vs. Frequency

Tested under 1Vrms Oscillation Level
400ET18S



400ER18S



Specification

400ET18S	Transmitter
400ER18S	Receiver
Center Frequency	40.0±1.0KHz
Bandwidth (-6dB)	400ET18S 1.5KHz 400ER18S 1.5KHz
Transmitting Sound Pressure Level at 40.0KHz; 0dB re 0.0002μbar per 10Vrms at 30cm	110dB min.
Receiving Sensitivity at 40.0KHz 0dB = 1 volt/μbar	-70dB min.
Capacitance at 1KHz ±20%	2900 pF
Max. Driving Voltage (cont.)	15Vrms
Total Beam Angle (-6dB Main Beam)	35° typical
Operation Temperature	-30 to 70°C
Storage Temperature	-40 to 80°C

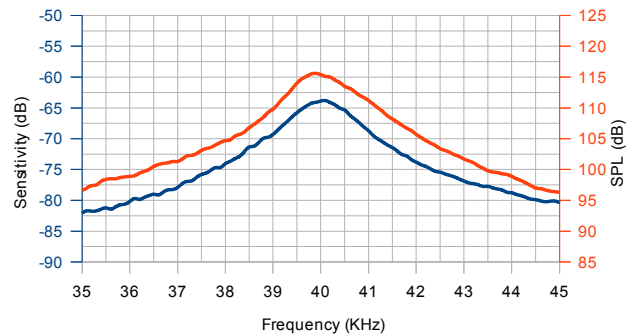
All specification taken typical at 25°C
Closer frequency tolerance can be supplied upon request.

Model available:

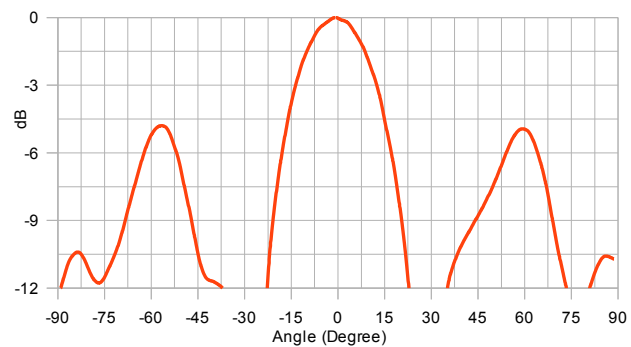
1	400ET/R18S	Aluminum Housing
---	------------	------------------

Sensitivity/Sound Pressure Level

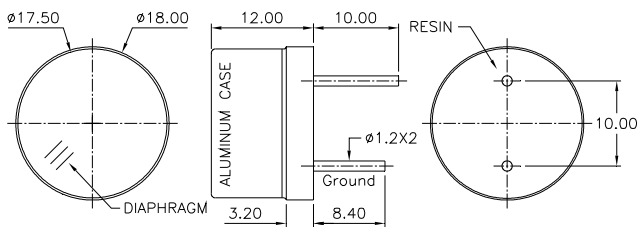
Tested under 10Vrms @30cm



Beam Angle Tested at 40.0Khz frequency



Dimensions: dimensions are in mm

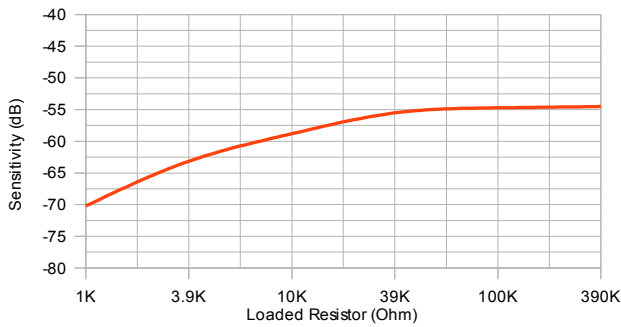


S. Square Enterprise Company Limited
Pro-Wave Electronics Corporation

[Http://www.pro-wave.com.tw](http://www.pro-wave.com.tw) ; E-mail: sales@pro-wave.com.tw ; Tel: 886-2-22465101 ; Fax: 886-2-22465105

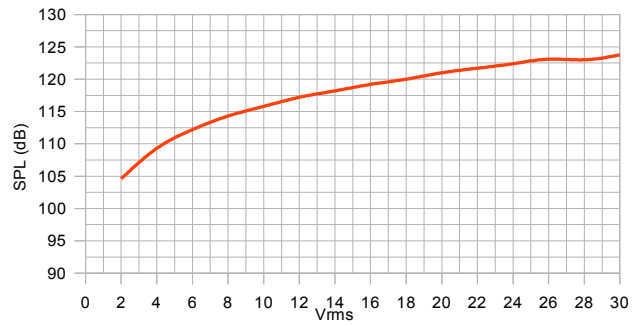
400ER180 Receiver

Sensitivity Variation vs. Loaded Resistor

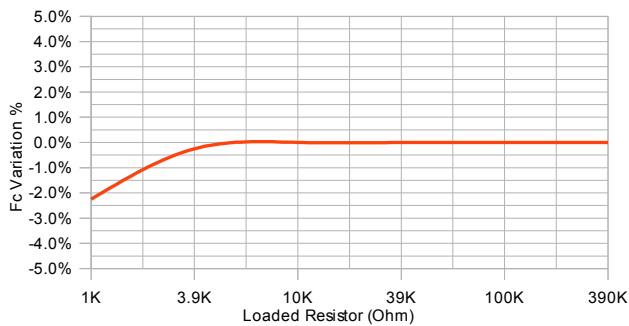


400ET180 Transmitter

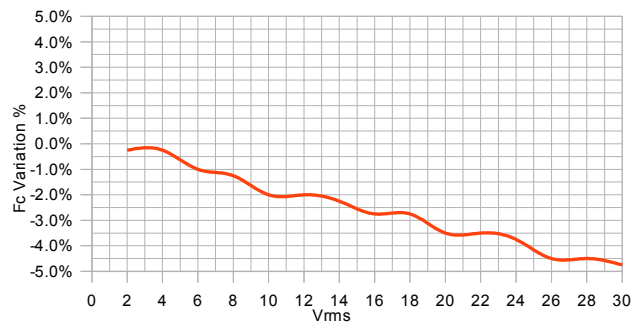
SPL Variation vs. Driving Voltage



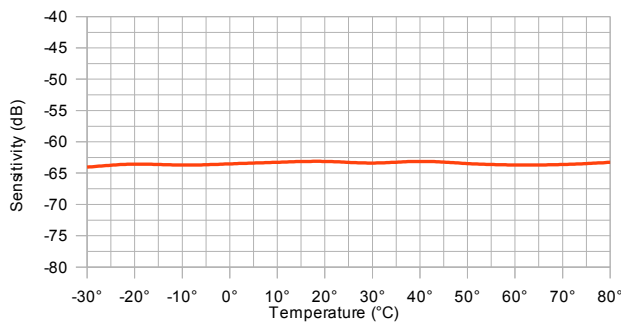
Center Frequency Shift vs. Loaded Resistor



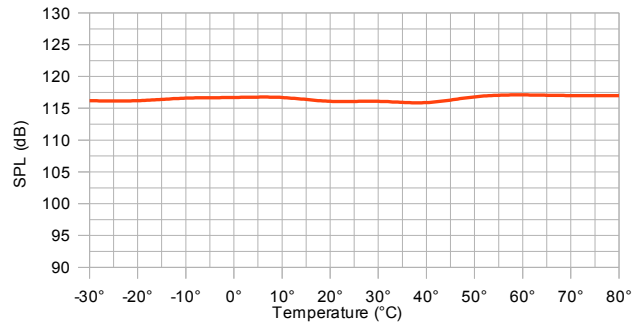
Center Frequency Shift vs. Driving Voltage



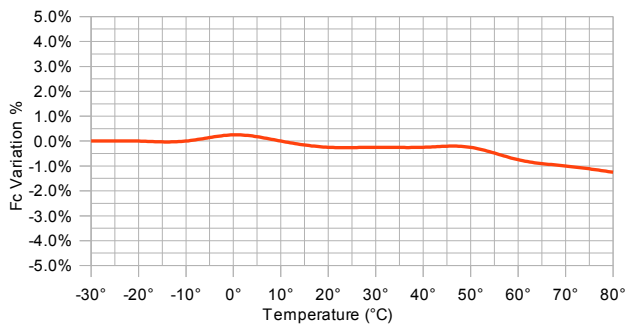
Sensitivity Variation vs. Temperature



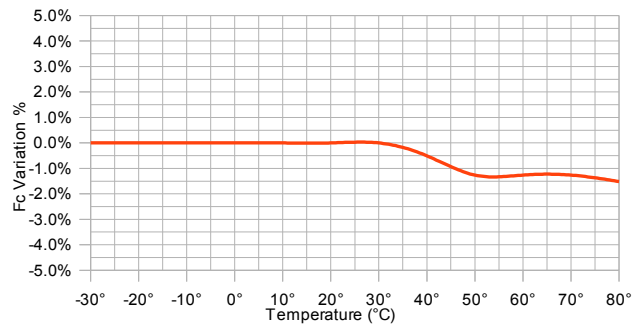
SPL Variation vs. Temperature



Center Frequency Shift vs. Temperature



Center Frequency Shift vs. Temperature



Mouser Electronics

Authorized Distributor

Click to View Pricing, Inventory, Delivery & Lifecycle Information:

[Pro-Wave Electronics:](#)

[400ER18S](#) [400ET18S](#)