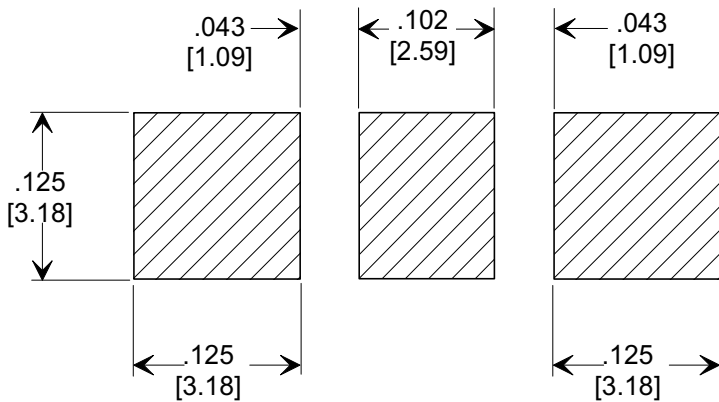
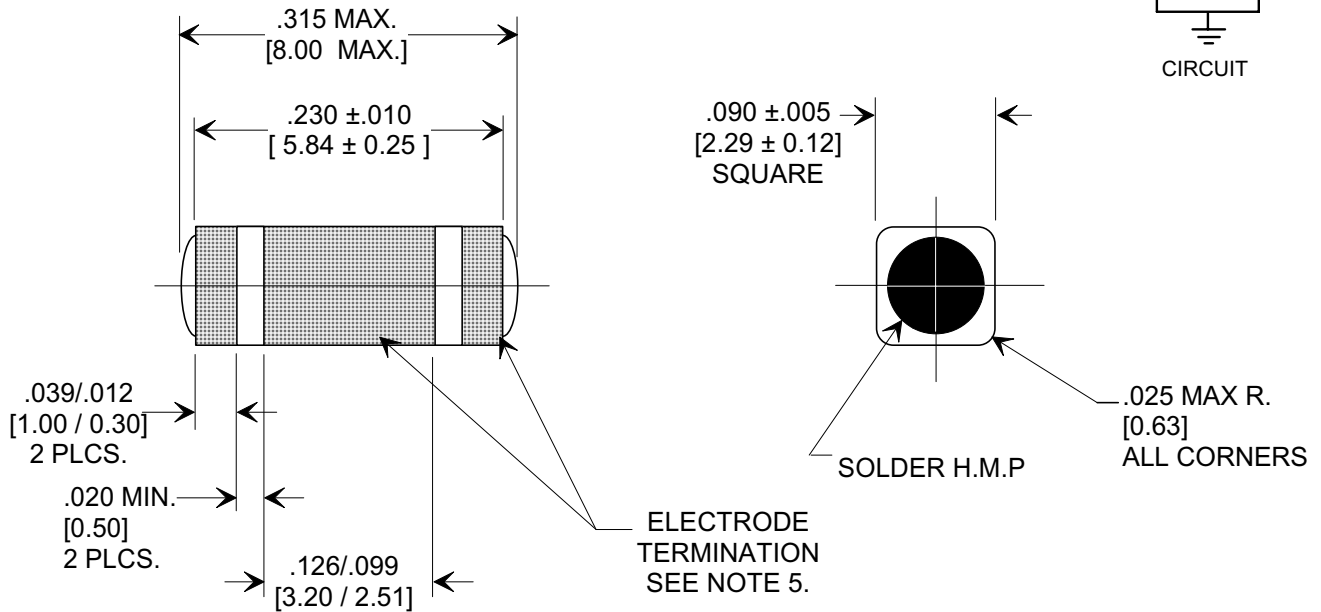
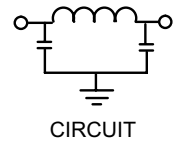
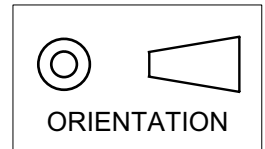


MARKETING SALES DRAWING

DIMENSIONS IN INCHES - DO NOT SCALE THIS DRAWING  
DIMENSIONS IN METRIC [ ]

Electrical Testing  
per Tusonix standard  
test plans and Mil-Std-202  
Test Methods.



SUGGESTED MOUNTING PATTERN

1. INDUCTANCE TO BE 0.1 μH MINIMUM.
2. PACKAGE: BULK OR BLISTER TAPE TO IEC-60286-3 TYPE II AND EIA-481-A.
3. TUSONIX STANDARD PART NUMBER: 4700-005. TUSONIX RoHS COMPLIANT PART NUMBER: 4700-005 LF. CUSTOMER MUST SPECIFY STANDARD OR RoHS PART NUMBER WHEN ORDERING.
4. PART MARKING: STANDARD PART: NO MARKING. RoHS PART: LABELED ON PACKAGING ONLY.
5. ELECTRODE TERMINATION: STANDARD 60/40 SOLDER; RoHS COMPLIANT - MATTE TIN.

CAP.	TOLERANCE	WVDC		TEST VOLTAGE	I.R.MIN. @ 100 (VDC.)	IDC	TYPICAL NO LOAD INSERTION LOSS dB AT 25°C PER MIL-STD-220		
		85°C	+125°C				10 MHZ	100 MHZ	1 GHZ
1000 pF	GMV	100	100	300 VDC	10 G Ω	10 A	7	40	65

X-2015 Rev-0	REVISION RECORD
	Original Release
	0
	DELETED ITEMS 000, 001, 002 & 007. S.M. 01-16-97
	8
	970109-3
	DIM. .085 ±.005 WAS .083 ±.004. S.M. 07-1598
	9
	19980715-8-03
	ITEM 009 & ORIENTATION SYMBOL ADDED L.E. 06-18-01
	10
	20010618-5-01
	DIM .090 WAS .085. REVISED MOUNTING PAT. ADDED ITEMS FROM 4700-050. S.M. 09-19-01
	11
20010918-3-01	
REVISED DWG. DRAWING MADE FOR EACH VAR. S.M. 02-13-03	
12	
20030213-1-02	
REVISED DRAWING. S.M. 06-20-03	
13	
20030619-2-02	
REVISED NOTES. S.M. 06-20-03	
14	
20050916-1-02	

--TOLERANCES-- Unless Otherwise Specified DECIMAL ± .005 [0.13] ANGLES ±	Title <b>SURFACE MOUNT SQUARE STYLE PI FILTER</b>	
Drawn FG 9-9-94 Approved NV 9-9-94	Scale 7 X	<b>TUSONIX</b> TUCSON, ARIZONA
A <b>4700-005</b>		

# Mouser Electronics

Authorized Distributor

Click to View Pricing, Inventory, Delivery & Lifecycle Information:

[Tusonix:](#)

[4700-005MLF](#)