

CUSTOMER DRAWING



**FREE CONNECTOR
(HELIOS H4 ASSEMBLED)**



**FIXED CONNECTOR
(HELIOS H4 BULKHEAD - M12)**



**FIXED CONNECTOR
(HELIOS H4 BULKHEAD - M14)**

3. SPECIFICATIONS:

CONTACT SIZE	1.5mm ² /16AWG	2.5mm ² /14AWG	4mm ² /12AWG	6mm ² /10AWG	10mm ² /8AWG
RATED CURRENT	35A (UL)				
	N/A	32A (TUV)	40A (TUV)	44A (TUV)	65A (TUV)
RATED SYSTEM VOLTAGE	600V/1000V DC(UL) 1000V DC(TUV)				
CONTACT RESISTANCE	0.25mΩ TYP.				
DEGREE OF PROTECTION, MATED	IP68(1m, 1h)				
PIN CONTACT MATERIAL	COPPER, TIN PLATED				
INSULATION MATERIAL	THERMOPLASTIC, UL94 V-0				
AMBIENT TEMPERATURE RANGE	-40°C TO +85°C				
STRIP LENGTH	7.0 mm				
CABLE JACKET DIAMETER	4.5 TO 7.8mm FOR TUV 1000V RATING 5.25 TO 7.7mm FOR UL 1000V RATING 5.25 TO 7.95mm FOR UL 600V RATING				

2. USE ONLY CRIMP TOOL AMPHENOL H4TC0002 TO CRIMP CONTACTS

1. THIS ASSEMBLY SHALL BE CERTIFIED RoHS COMPLIANT TO THE EUROPEAN UNION DIRECTIVE 2002/95/EC AS AMENDED PER 2005/618/EC.

NOTES:

THE USE OF THIS DOCUMENT IS UNLIMITED. HOWEVER, DOCUMENTS REFERENCED HEREON MAY CONTAIN LIMITED RIGHTS DATA.

N/A	PRO/ENGINEER INFORMATION
N/A	Pro/e Model Used: CPV-090508-M-ASSEM
NEXT ASSEMBLY	Drawing Name: PV-1005X-000-SF-CUS

UNLESS OTHERWISE SPECIFIED	SPECIFICATIONS	POS	QTY	PART NUMBER	DESCRIPTION	NOTE																																	
LINEAR DIMENSIONS ARE IN: MILLIMETERS TOLERANCES: ANGLES = ±2°	MATERIAL SPEC.	PARTS LIST																																					
	N/A	<table border="1"> <tr> <td colspan="2">APPROVALS</td> <td>DATE</td> <td colspan="3" rowspan="4"> AMPHENOL CORPORATION 40-60 DELAWARE AVENUE SYDNEY, N.Y. 13838 </td> </tr> <tr> <td>PREPARED BY</td> <td>LEON LI</td> </tr> <tr> <td>ENGINEER IN CHARGE</td> <td></td> </tr> <tr> <td>DESIGN MANAGER</td> <td>2012-05-23</td> </tr> <tr> <td>DESIGN ACTIVITY GROUP</td> <td>R&D</td> <td></td> <td colspan="3" rowspan="2"> HELIOS H4 1000V/600V CONNECTOR ASSEMBLY </td> </tr> <tr> <td colspan="2">THIRD ANGLE PROJECTION</td> </tr> <tr> <td>PROCESS SPEC.</td> <td>N/A</td> <td colspan="2"> <table border="1"> <tr> <td>SIZE</td> <td>CAGE CODE</td> <td>DOCUMENT NO.</td> <td>REV.</td> </tr> <tr> <td>C</td> <td>77820</td> <td>H4C-()</td> <td>E</td> </tr> </table> </td> <td colspan="2">SCALE: 1.0 REF: - SHEET 1 OF 4</td> </tr> </table>					APPROVALS		DATE	AMPHENOL CORPORATION 40-60 DELAWARE AVENUE SYDNEY, N.Y. 13838			PREPARED BY	LEON LI	ENGINEER IN CHARGE		DESIGN MANAGER	2012-05-23	DESIGN ACTIVITY GROUP	R&D		HELIOS H4 1000V/600V CONNECTOR ASSEMBLY			THIRD ANGLE PROJECTION		PROCESS SPEC.	N/A	<table border="1"> <tr> <td>SIZE</td> <td>CAGE CODE</td> <td>DOCUMENT NO.</td> <td>REV.</td> </tr> <tr> <td>C</td> <td>77820</td> <td>H4C-()</td> <td>E</td> </tr> </table>		SIZE	CAGE CODE	DOCUMENT NO.	REV.	C	77820	H4C-()	E	SCALE: 1.0 REF: - SHEET 1 OF 4
APPROVALS		DATE	AMPHENOL CORPORATION 40-60 DELAWARE AVENUE SYDNEY, N.Y. 13838																																				
PREPARED BY	LEON LI																																						
ENGINEER IN CHARGE																																							
DESIGN MANAGER	2012-05-23																																						
DESIGN ACTIVITY GROUP	R&D		HELIOS H4 1000V/600V CONNECTOR ASSEMBLY																																				
THIRD ANGLE PROJECTION																																							
PROCESS SPEC.	N/A	<table border="1"> <tr> <td>SIZE</td> <td>CAGE CODE</td> <td>DOCUMENT NO.</td> <td>REV.</td> </tr> <tr> <td>C</td> <td>77820</td> <td>H4C-()</td> <td>E</td> </tr> </table>		SIZE	CAGE CODE	DOCUMENT NO.	REV.	C	77820	H4C-()	E	SCALE: 1.0 REF: - SHEET 1 OF 4																											
SIZE	CAGE CODE	DOCUMENT NO.	REV.																																				
C	77820	H4C-()	E																																				

**ORDER P/N:
H4CFC2DMS**

- (BLANK): COLD FORGING CONTACT
- S: STAMPING FORM CONTACT
- I: INDIVIDUAL PACKING WITH PE BAG (800PCS PER BOX)
- C: BULK PACK 100PCS WITH PE BAG (1000PCS PER BOX)
- M: BULK PACK 500PCS PER PE BAG (1000PCS PER BOX)
- D: TUV & UL APPROVAL
- 2: FOR 2.5mm²/14AWG CABLE (FOR C&F,
AND ALSO FOR 1.5 & 2.5mm²/16 & 14AWG S&F)
- 4: FOR 4.0mm²/12AWG CABLE (FOR C&F,
AND ALSO FOR 4.0 & 6.0mm²/12 & 10AWG S&F)
- 6: FOR 6.0mm²/10AWG CABLE (FOR C&F ONLY)
- 8: FOR 10.0mm²/8AWG CABLE (FOR C&F ONLY)
- C: CABLE GLAND (FREE CONN)
- M: BULKHEAD M12
- N: BULKHEAD M14
- F: FEMALE
- M: MALE

REVISIONS		
LTR	DESCRIPTION	DATE
A	INITIAL RELEASE	2011-04-18
B	MODIFY THE TOLERANCE	2011-12-05
C	ADD THE INTERFACE DIMENSION	2011-12-14
D	UPGRADE TO 1000V UL RATING	2012-03-20
E	UPDATE TUV MARK	2012-05-23

DOCUMENT NO. H4C-() SHEET 1 OF 4 REV. E

DOCUMENT NO. H4C-() SHEET 1 OF 4 REV. E

DOCUMENT NO. H4C-() SHEET 1 OF 4 REV. E

DOCUMENT NO. H4C-() SHEET 1 OF 4 REV. E

PRO/ENGINEER INFORMATION
Pro/e Model Used:
CPV-090508-M-ASSEM
Drawing Name:
PV-1005X-000-SF-CUS

UNLESS OTHERWISE SPECIFIED
SPECIFICATIONS
MATERIAL SPEC. N/A
PROCESS SPEC. N/A

APPROVALS
PREPARED BY LEON LI
ENGINEER IN CHARGE
DESIGN MANAGER
DESIGN ACTIVITY GROUP R&D
THIRD ANGLE PROJECTION

AMPHENOL CORPORATION
40-60 DELAWARE AVENUE
SYDNEY, N.Y. 13838
HELIOS H4 1000V/600V
CONNECTOR ASSEMBLY
SIZE C CAGE CODE 77820 DOCUMENT NO. H4C-() REV. E
SCALE: 1.0 REF: - SHEET 1 OF 4

FREE CONNECTOR (HELIOS H4 ASSEMBLED)



FIXED CONNECTOR (HELIOS H4 BULKHEAD - M12)



FIXED CONNECTOR (HELIOS H4 BULKHEAD - M14)



- 5. THE MARK OF LETTERS JUST THE VERSION OF THE PLASTIC PARTS FOR AMPHENOL'S MANUFACTURE PROCEDURE, WHEN THE CUSTOMER INSPECT THE PRODUCT, THEY CAN IGNORE THESE NUMBERS.
- 4. FLAT GASKET AND NUT SHOULD NOT BE ASSEMBLED TO THE BODY . SOCKET AND PIN SHOWN INSTALLED FOR REFERENCE ONLY.

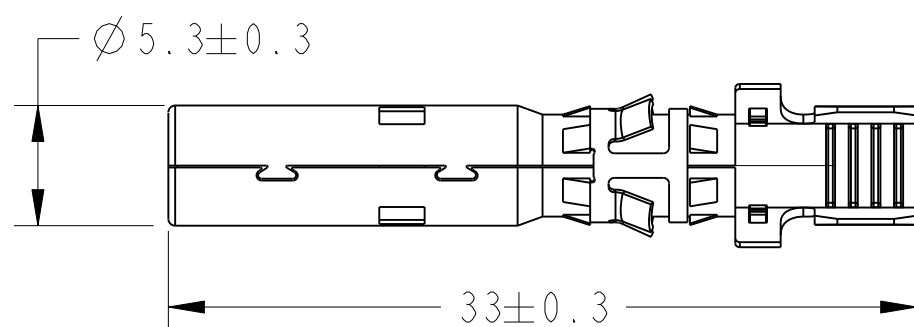
THE USE OF THIS DOCUMENT IS UNLIMITED. HOWEVER, DOCUMENTS REFERENCED HEREON MAY CONTAIN LIMITED RIGHTS DATA.

SIZE C	CAGE CODE 77820	DOCUMENT NO. H4C-()	REV. E
SCALE: 1.0	REF: -	SHEET 2 OF 4	

DOCUMENT NO. H4C-() REV. SHEET 2 OF 4 E

DOCUMENT NO. H4C-() REV. SHEET 2 OF 4 E

STAMPING & FORM CONTACT



SOCKET (FEMALE)



	A (mm)
1.5 & 2.5mm ²	4.8
4.0 & 6.0mm ²	5.8




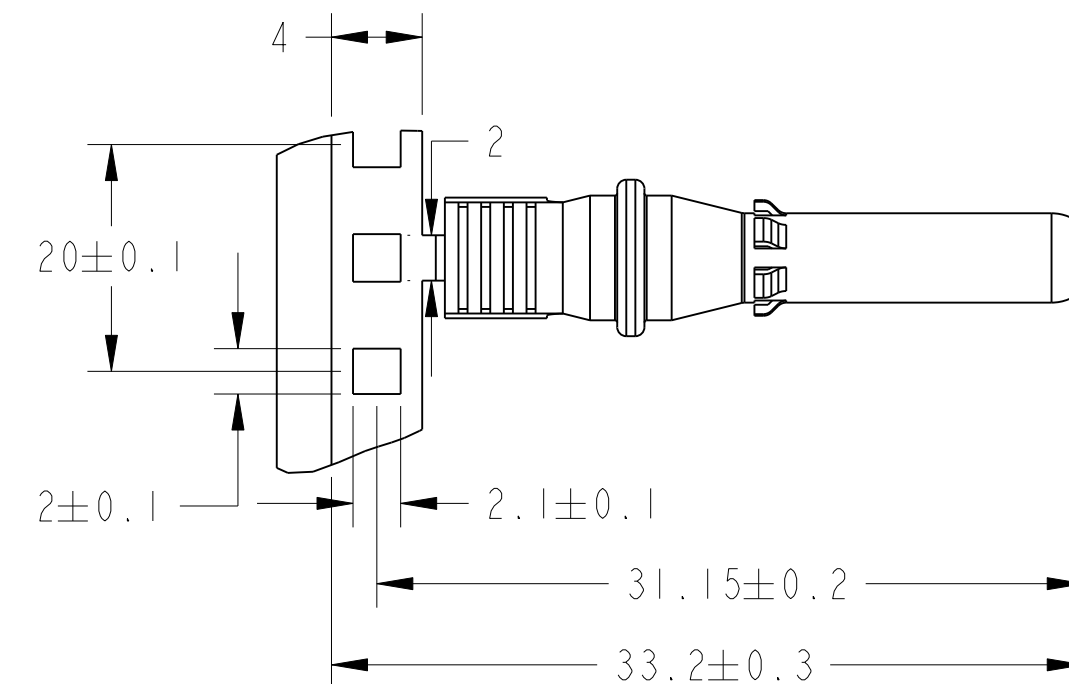

PIN (MALE)



ORDER P/N FOR CONTACTS REEL & PACKING INFO

H4FF4R

- R: 2000PCS PER REEL
- 2: CABLE SIZE: 1.5 & 2.5mm²/16 & 14AWG
- 4: CABLE SIZE: 4.0 & 6.0mm²/12 & 10AWG
- F: FOR FEMALE
- M: FOR MALE
- F: STAMPING FORM CONTACTS



THE USE OF THIS DOCUMENT IS UNLIMITED. HOWEVER, DOCUMENTS REFERENCED HEREON MAY CONTAIN LIMITED RIGHTS DATA.

D

C

E

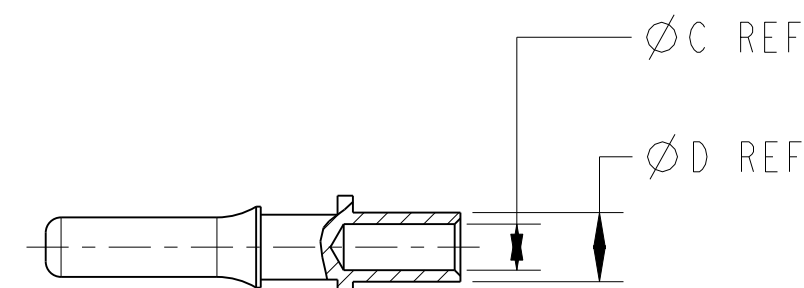
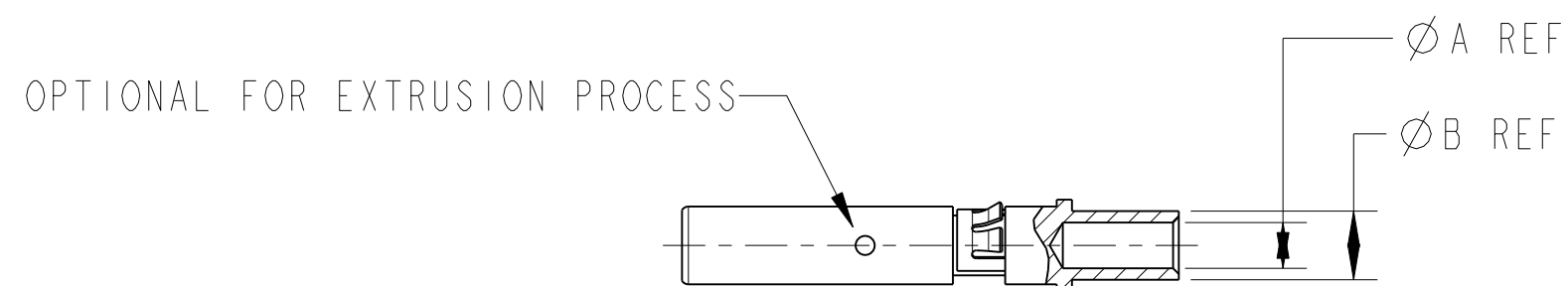
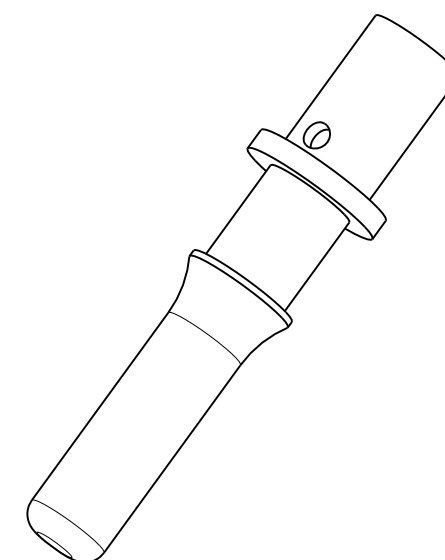
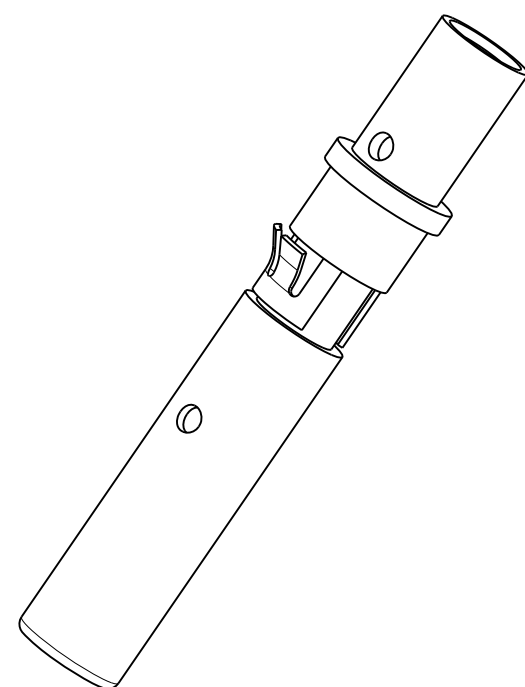
H4C-()

A

DOCUMENT NO. H4C-()
 SHEET 3 OF 4
 REV. E

FORMAT: C-U-E-Rv1-B

COLD FORGING CONTACT



SOCKET (FEMALE)

PIN (MALE)

ACCEPT WIRE CONDUCTOR SIZE mm ² (AWG)	"A"	"B"
2.5 (14)	2.30	3.51
4.0 (12)	3.05	4.57
6.0 (10)	3.76	6.00
10.0(8)	4.50	6.00

ACCEPT WIRE CONDUCTOR SIZE mm ² (AWG)	"C"	"D"
2.5 (14)	2.30	3.51
4.0 (12)	3.05	4.57
6.0 (10)	3.76	6.00
10.0(8)	4.50	6.00

THE USE OF THIS DOCUMENT IS UNLIMITED.
HOWEVER, DOCUMENTS REFERENCED HEREON
MAY CONTAIN LIMITED RIGHTS DATA.

SIZE	CAGE CODE	DOCUMENT NO.	REV.
C	77820	H4C-()	E
SCALE: 1.0	REF: -	SHEET 4 OF 4	

Mouser Electronics

Authorized Distributor

Click to View Pricing, Inventory, Delivery & Lifecycle Information:

Amphenol:

[H4CFC6DI](#) [H4CPC4DI](#) [H4CMC6DI](#) [H4CPC6DI](#) [H4CFC2DI](#) [H4CMC2DI](#) [H4CFC4DI](#) [H4CMC4DI](#) [H4CPC2DI](#)
[H4CFM4DI](#) [H4CFM2DI](#) [H4CMM4DI](#) [H4CMM2DI](#) [H4CFM6DI](#) [H4CMM6DI](#) [H4CPM2DI](#) [H4CPM4DI](#) [H4CPM6DI](#)