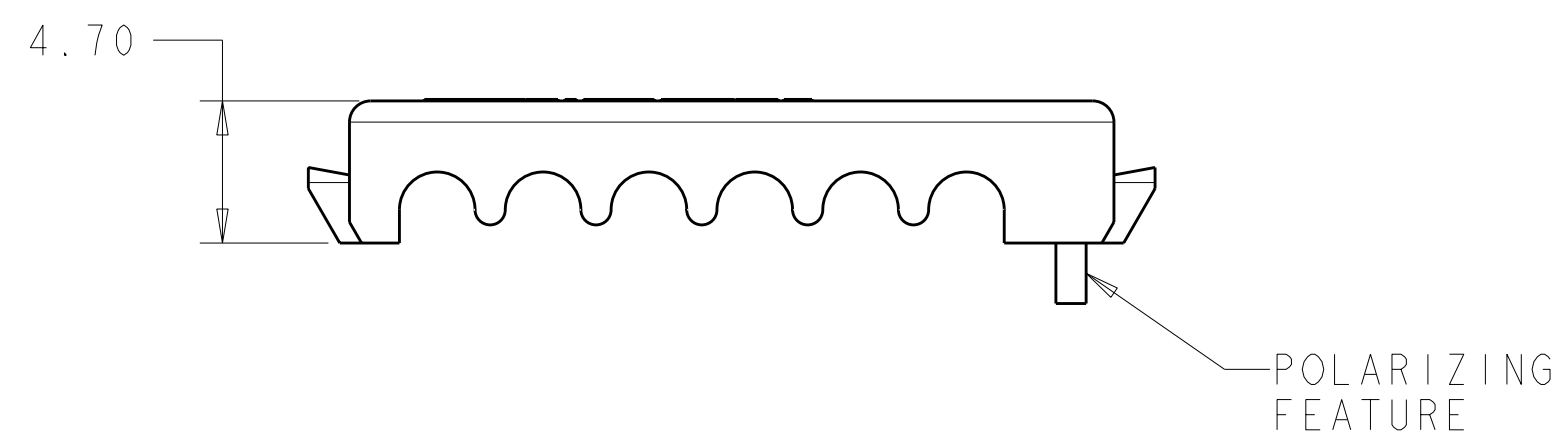
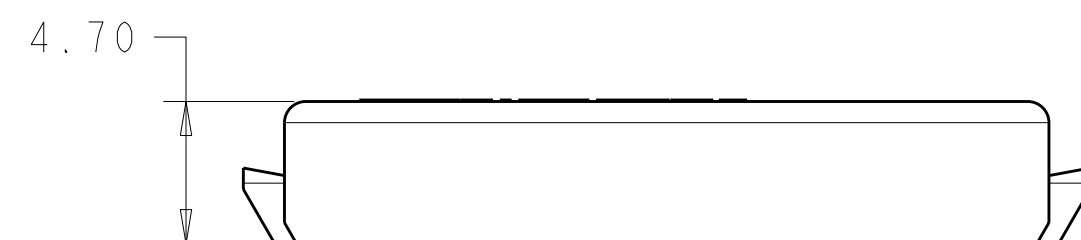
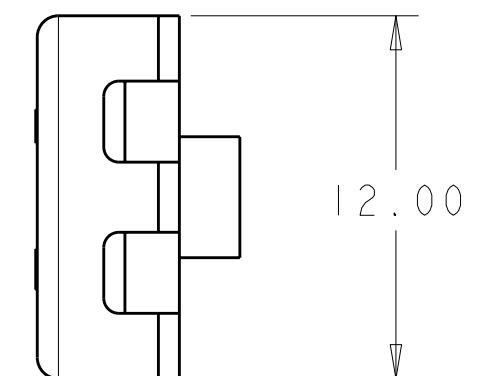
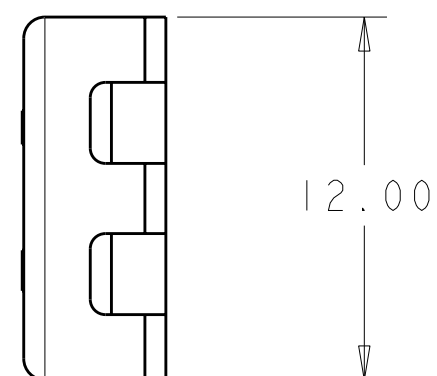


2. COVERS TO BE USED IN COMBINATION WITH 1877086
SERIES CONNECTORS.



1877419-2
AS SHOWN




1877419-1
AS SHOWN

TYCO ELECTRONICS
CONFIDENTIAL
AND PROPRIETARY

PROPOSED DESIGN
NOT PRODUCTION TOOLED

DESIGN IS SUBJECT TO
CHANGE WITHOUT NOTICE

STANDARD	1877419-2
DUAL WIRE	1877419-1
DESCRIPTION	PART NO

THIS DRAWING IS A CONTROLLED DOCUMENT FOR TYCO ELECTRONICS CORPORATION IT IS SUBJECT TO CHANGE AND THE CONTROLLING ENGINEERING ORGANIZATION SHOULD BE CONTACTED FOR THE LATEST REVISION.		DWN C. DAILY 10NOV2005		 Tyco Electronics Harrisburg, PA 17105-3608	
DIMENSIONS:		TOLERANCES UNLESS OTHERWISE SPECIFIED:		NAME	
mm		0 PLC ± 1 PLC ± 2 PLC ±0.13 3 PLC ± 4 PLC ±		STRAIN RELIEF COVER, 8 SEGMENT, EXTERNAL BALLAST CONNECTOR	
		APVD -		-	
MATERIAL		APPLICATION SPEC -		RESTRICTED TO	
		ANGLES ± FINISH		SIZE CAGE CODE DRAWING NO	
-		WEIGHT -		A2 00779 C-1877419	
-		CUSTOMER		SCALE 4:1 SHEET 1 OF 1 REV 3	

Mouser Electronics

Authorized Distributor

Click to View Pricing, Inventory, Delivery & Lifecycle Information:

[TE Connectivity:](#)

[1877419-1](#)