


Switch contributing to high-density mounting,
available with top or side push operation



■ Typical Specifications



| Items | Specifications |
|----------------------------|----------------|
| Rating (max.) | 50mA 12V DC |
| Rating (min.) | 10μA 1V DC |
| Initial contact resistance | 500mΩ max. |
| Travel (mm) | 0.25 |

■ Product Line

Top push type

| Product No. | Operating force | Operating direction | Operating life (5mA 5V DC) | Stem color | Height | Minimum order unit (pcs.) | | Drawing No. |
|-------------|-----------------|---------------------|----------------------------|------------|---------|---------------------------|--------|-------------|
| | | | | | | Japan | Export | |
| SKHLAAA010 | 0.98N | Top push | 50,000 cycles | Black | h=4.3mm | 1,000 | 1,000 | 1 |
| SKHLACA010 | 1.57N | | | Dark gray | | | | |
| SKHLAJA010 | 2.55N | | 30,000 cycles | Red | | | | |
| SKHLABA010 | 0.98N | | 50,000 cycles | Black | h=5mm | | | |
| SKHLADA010 | 1.57N | | | Dark gray | | | | |
| SKHLAKA010 | 2.55N | | 30,000 cycles | Red | | | | |

Side push type

| Product No. | Operating force | Operating direction | Operating life (5mA 5V DC) | Stem color | Terminal length | Minimum order unit (pcs.) | | Drawing No. |
|-------------|-----------------|---------------------|----------------------------|------------|-------------------------------|---------------------------|--------|-------------|
| | | | | | | Japan | Export | |
| SKHLLAA010 | 0.98N | Side push | 50,000 cycles | Black | ℓ=3.5mm (PC board t : 1.6) | 1,000 | 1,000 | 2 |
| SKHLLBA010 | 1.57N | | | Dark gray | | | | |
| SKHLLFA010 | 2.55N | | 30,000 cycles | Red | | | | |
| SKHLLCA010 | 0.98N | | 50,000 cycles | Black | ℓ=2.5mm (PC board t : 1.0) | | | |
| SKHLLDA010 | 1.57N | | | Dark gray | | | | |

■ Packing Specifications

Bulk

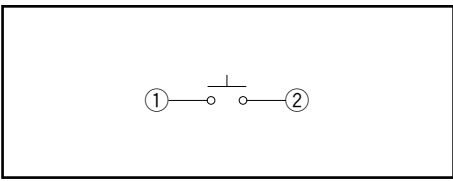
| Number of packages (pcs.) | | Export package measurements (mm) |
|---------------------------|-------------------------|----------------------------------|
| 1 case / Japan | 1 case / export packing | |
| 10,000 | 30,000 | 309×476×347 |

■ Dimensions

Unit:mm

| No. | Photo | Style | PC board mounting hole dimensions (Viewed from switch mounting face) | | | | | | |
|-----|-------|--|---|-----|-----|-------|-----|-------|--|
| 1 | | <table><tr><td>h</td></tr><tr><td>4.3</td></tr><tr><td>5</td></tr></table> | h | 4.3 | 5 | | | | |
| h | | | | | | | | | |
| 4.3 | | | | | | | | | |
| 5 | | | | | | | | | |
| 2 | | <table><tr><th>ℓ</th><th>PWB</th></tr><tr><td>2.5</td><td>t 1.0</td></tr><tr><td>3.5</td><td>t 1.6</td></tr></table> | ℓ | PWB | 2.5 | t 1.0 | 3.5 | t 1.6 | |
| ℓ | PWB | | | | | | | | |
| 2.5 | t 1.0 | | | | | | | | |
| 3.5 | t 1.6 | | | | | | | | |

■ Circuit Diagram



TACT Switch™

List of Varieties

TACT Switch™






















Sharp Feeling

Soft Feeling

Snap-in Type

Surface Mount Type

Radial Type
















| Type | | Sharp Feeling Type | | | | | | |
|-----------------------------|--------------------------------|--|---|---|---|---|---|---|
| | | Snap-in | | | | | | |
| Series | | SKHL | SKHH | SKHW | SKQJ | SKQB | SKQE | SKHC |
| Photo | |  |  |  |  |  |  |  |
| Features | | — | — | — | — | — | Long-life | — |
| Water-proof | | — | — | — | — | ● | — | — |
| Dust-proof | | — | — | ● | ● | ● | ● | — |
| IP standard | | — | — | — | — | — | — | — |
| Operating direction | Top push | ● | ● | ● | ● | ● | ● | ● |
| | Side push | — | — | — | — | — | — | — |
| Dimensions (mm) | W | 6 | □6 | | □6.6 | □10 | □12 | |
| | D | 3.5 | | | — | — | | |
| | H | 4.3/5 | See the relevant pages for respective product descriptions | | 4.3/5 | 5 | 5/13/23.2 | See the relevant pages for respective product descriptions |
| Operation force coverage | 1N max. |  |  |  |  |  |  |  |
| | 1N to 2N | | | | | | | |
| | 2N to 3N | | | | | | | |
| | 3N to 4N | | | | | | | |
| | 4N to 5N | | | | | | | |
| Travel (mm) | | 0.25 | | 0.3 | 0.25 | 0.3 | | |
| Ground terminal | | — | ● | — | — | — | — | — |
| Operating temperature range | | -40℃ to +90℃ | | | -20℃ to +70℃ | -40℃ to +90℃ | | -40℃ to +85℃ |
| Automotive use | | ● | ● | — | — | ● | — | — |
| Life Cycle | |  |  |  |  |  |  |  |
| Electrical performance | Rating (max.) (Resistive load) | 50mA 12V DC | | | | | | |
| | Rating (min.) (Resistive load) | 10μA 1V DC | | | | | | |
| | Insulation resistance | 100MΩ min. 100V DC 1min. | | | | | | |
| | Voltage proof | 250V AC 1min. | | | | | | |
| Durability | Vibration | 10 to 55 to 10Hz/min., the amplitude is 1.5mm for all the frequencies, in the 3 direction of X, Y and Z for 2 hours respectively | | | | | | |
| | Lifetime | Shall be in accordance with individual specifications. | | | | | | |
| Environmental performance | Cold | -40℃ 96h | | | -30℃ 96h | -40℃ 96h | | |
| | Dry heat | 90℃ 96h | | | 80℃ 96h | 90℃ 96h | | |
| | Damp heat | 60℃, 90 to 95%RH 96h | | | | 60℃, 90 to 95%RH 1,000h | 60℃, 90 to 95%RH 96h | |
| Page | | 186 | 188 | 192 | 193 | 195 | 197 | 199 |

W : Width. The most outer dimension excluding terminal portion.
D : Depth. The most outer dimension excluding terminal portion.
H : Height. The minimum dimension if there are variances.

TACT Switch™ Soldering Conditions 249
TACT Switch™ Cautions 250

Notes

1. The automotive operating temperature range to be individually discussed upon request.
2. ● Indicates applicability to all products in the series.

| Type | | Sharp Feeling Type | | | | |
|-----------------------------|--------------------------------|--|---|---|---|---|
| | | Snap-in | | | | Radial |
| Series | | SKHL | SKHH | SKQJ | SKQB | SKRC |
| Photo | |  |  |  |  |  |
| Features | | — | — | — | — | Round terminal type |
| Water-proof | | — | — | — | ● | ● |
| Dust-proof | | — | — | ● | ● | ● |
| IP standard | | — | — | — | — | — |
| Operating direction | Top push | — | — | — | — | ● |
| | Side push | ● | ● | ● | ● | — |
| Dimensions (mm) | W | 7.3 | 7.5 | 7.5 | 11.5 | φ9 |
| | D | 7.22 | 7.85 | 7.85 | 11.9 | |
| | H | 4.3 | 7.4 | 7.3 | 11.3 | 13 |
| Operation force coverage | 1N max. |  |  |  |  |  |
| | 1N to 2N | | | | | |
| | 2N to 3N | | | | | |
| | 3N to 4N | | | | | |
| | 4N to 5N | | | | | |
| Travel (mm) | | 0.25 | | | 0.3 | 0.25 |
| Ground terminal | | ● | ● | — | — | — |
| Operating temperature range | | −40℃ to +90℃ | | −20℃ to +70℃ | −40℃ to +95℃ | −30℃ to +85℃ |
| Automotive use | | ● | ● | — | ● | — |
| Life Cycle | |  |  |  |  |  |
| Electrical performance | Rating (max.) (Resistive load) | 50mA 12V DC | | | | |
| | Rating (min.) (Resistive load) | 10μA 1V DC | | | | |
| | Insulation resistance | 100MΩ min. 100V DC 1min. | | | | |
| | Voltage proof | 250V AC 1min. | | | | |
| Durability | Vibration | 10 to 55 to 10Hz/min., the amplitude is 1.5mm for all the frequencies, in the 3 direction of X, Y and Z for 2 hours respectively | | | | |
| | Lifetime | Shall be in accordance with individual specifications. | | | | |
| Environmental performance | Cold | −40℃ 96h | | −30℃ 96h | −40℃ 96h | |
| | Dry heat | 90℃ 96h | | 80℃ 96h | 90℃ 96h | |
| | Damp heat | 60℃, 90 to 95%RH 96h | | | 60℃, 90 to 95%RH 1,000h | |
| Page | | 186 | 188 | 193 | 195 | 242 |

W : Width. The most outer dimension excluding terminal portion.
D : Depth. The most outer dimension excluding terminal portion.
H : Height. The minimum dimension if there are variances.

| | |
|-----------------------------------|-----|
| TACT Switch™ Soldering Conditions | 249 |
| TACT Switch™ Cautions | 250 |

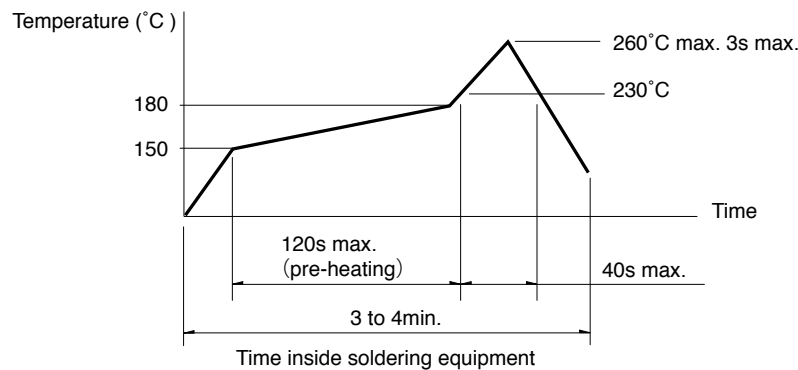
Notes

- The automotive operating temperature range to be individually discussed upon request.
- Indicates applicability to all products in the series.

■ Condition for Reflow

Available for Surface Mount Type.

Temperature profile



Notes

1. Please confirm the specifications of our product for the detailed condition.
2. Soldering conditions differ depending on reflow soldering machines.
Prior verification of soldering condition is highly recommended.

■ Conditions for Auto-dip

Available for Snap-in Type and Radial Type.

| Items | Condition |
|------------------------|---|
| Flux built-up | Mounting surface should not be exposed to flux |
| Preheating temperature | Ambient temperature of the soldered surface of PC board. 100°C max. |
| Preheating time | 60s max. |
| Soldering temperature | 260°C max. |
| Duration of immersion | 5s max. |
| Number of soldering | 2times max. |

SKHH Series

| Items | Condition |
|------------------------|---|
| Flux built-up | Mounting surface should not be exposed to flux |
| Preheating temperature | Ambient temperature of the soldered surface of PC board. 110°C max. |
| Preheating time | 60s max. |
| Soldering temperature | 260°C max. |
| Duration of immersion | 5s max. |
| Number of soldering | 2times max. |

SKHLTop Push Type, SKQJ Series

| Items | Condition |
|------------------------|---|
| Flux built-up | Mounting surface should not be exposed to flux |
| Preheating temperature | Ambient temperature of the soldered surface of PC board. 100°C max. |
| Preheating time | 45s max. |
| Soldering temperature | 255°C max. |
| Duration of immersion | 5s max. |
| Number of soldering | 2times max. |

Notes

1. Prevent flux penetration from the top side of the TACT Switch™.
2. Switch terminals and a PC board should not be coated with flux prior to soldering.
3. The second soldering should be done after the switch is stable with normal temperature.
4. Use the flux with a specific gravity of min 0.81.
(EC-19S-8 by TAMURA CORPORATION, or equivalents.)

■ Manual Soldering

| Items | Condition |
|----------------------------|------------|
| Soldering temperature | 350°C max. |
| Duration of soldering | 3s max. |
| Capacity of soldering iron | 60W max. |

SKHH, SKHW Series

| Items | Condition |
|----------------------------|------------|
| Soldering temperature | 360°C max. |
| Duration of soldering | 3s max. |
| Capacity of soldering iron | 60W max. |

SKTD, SKTG, SKQJ Series

| Items | Condition |
|----------------------------|------------|
| Soldering temperature | 350°C max. |
| Duration of soldering | 3s max. |
| Capacity of soldering iron | 20W max. |

Mouser Electronics

Authorized Distributor

Click to View Pricing, Inventory, Delivery & Lifecycle Information:

ALPS:

[SKHLLDA010](#) [SKHLLAA010](#) [SKHLLCA010](#) [SKHLADA010](#) [SKHLLBA010](#) [SKHLLFA010](#) [SKHLAAA010](#)
[SKHLAJA010](#) [SKHLAKA010](#) [SKHLACA010](#) [SKHLABA010](#)