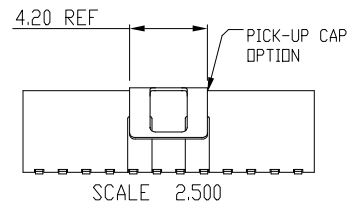
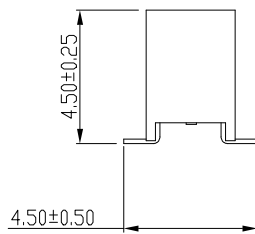
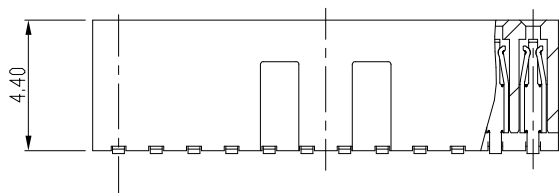
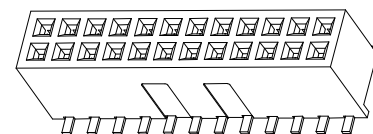
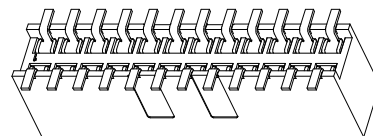
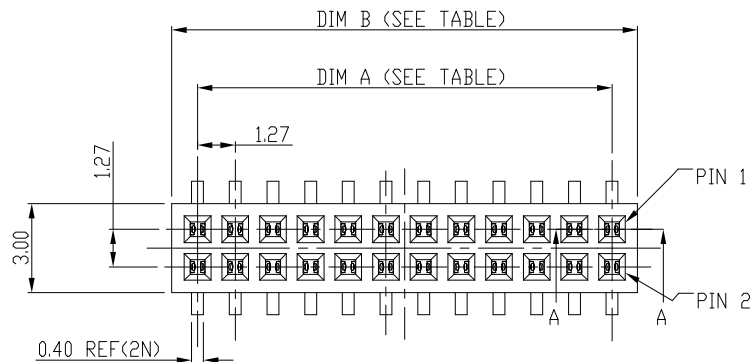
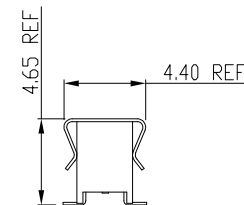


PART NO.
20021321



WITH CAP OPTION

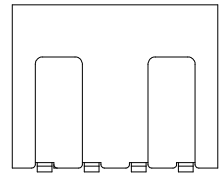
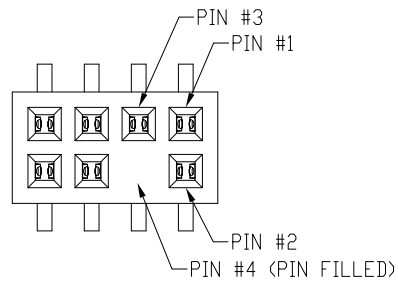


Amphenol
FCI

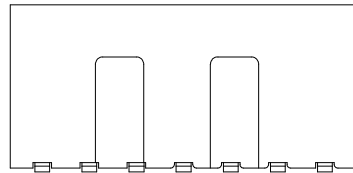
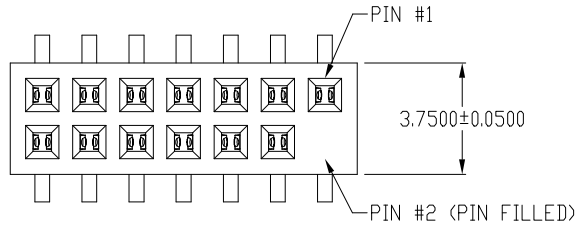
© 2016 AFCI

mat'l. code		surface ISO 1302 ✓		tolerance ISO 406 ISO 1101		projection 1101		product family MINITEK127®		
ltr	ecn no	dr	date	tolerances unless otherwise specified		mm		title		
M	ELX-N-24544	TONY	07/21/16	angles	.0±.30	← mm →		RECEPTACLE VT SMT		
N	ELX-N-26833	TONY	03/14/17	linear	.00±.20					
P	ELX-N-29534	TONY	03/13/18	0°±2'	.000±.10					
		dr	Tony Leng	07/19/16			dwg no		sheet 1 of 4	
		engr	Tony Leng	07/19/16			20021321		size A3	
		chr	ZK Hu	07/19/16			type		Product Customer Drawing	
		appd	Tim Yao	07/19/16						
sheet index	revision sheet	P	1							

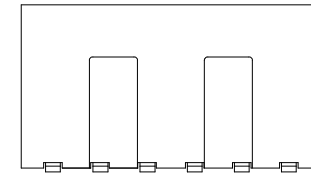
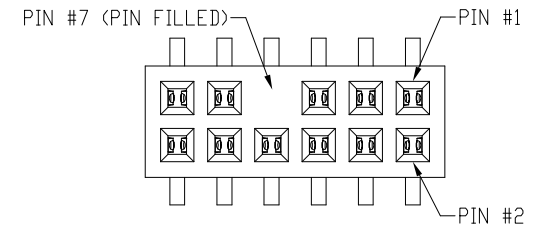




P/N: 20021321-X0108XXLF



P/N:
20021321-X0214XXLF / 20021321-X0206XXLF

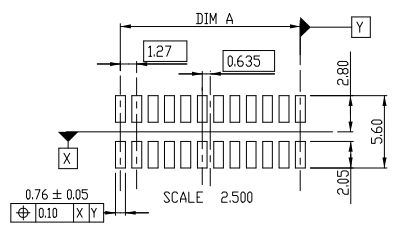


P/N: 20021321-X0312XXLF

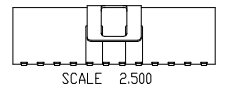
TABLE 3

DASH NO.	AMOUNT OF PINS	PIN FILLED
-X0108XXLF	7	PIN #4
-X0214XXLF	13	PIN #2
-X0206XXLF	5	PIN #2
-X0312XXLF	11	PIN #7

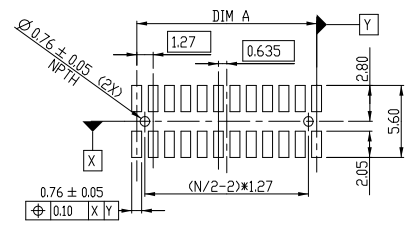
mat'l. code		surface	tolerance	projection	product family
ISO 1302 ✓		ISO 406	ISO 1101	MINITEK127®	
ltr	ecn no	dr	date	tolerances unless otherwise specified	title
				angles linear	RECEPTACLE VT SMT
				0°±2'	mm
				.0±.30	scale 1:1
				.00±.20	
				.000±.10	
		dr	Tony Leng	07/19/16	Amphenol FCI
		engr	Tony Leng	07/19/16	dwg no
		chr	ZK Hu	07/19/16	sheet 2 of 4
		appd	Tim Yao	07/19/16	size
					20021321
					A3
					type Product Customer Drawing
sheet index	revision sheet	P	2		



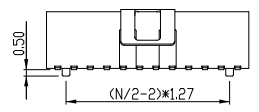
RECOMMENDED PCB LAYOUT - WITHOUT POST
LAYOUT TOLERANCE= ±0.05mm



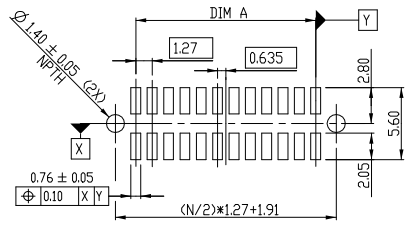
WITHOUT POST,
P/N: 20021321-0XXXXXL



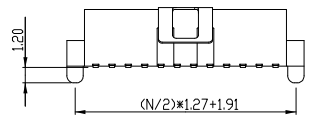
RECOMMENDED PCB LAYOUT - POST STYLE 1,
LAYOUT TOLERANCE= ±0.05mm



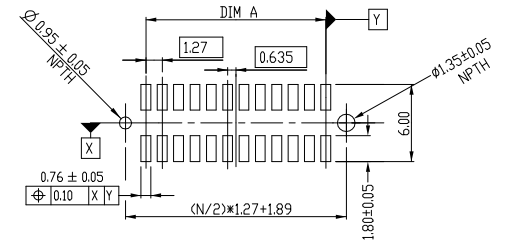
WITH POST STYLE 1,
P/N: 20021321-1XXXXXL



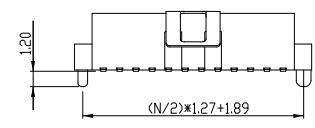
RECOMMENDED PCB LAYOUT - POST STYLE 2,
LAYOUT TOLERANCE= ±0.05mm



WITH POST STYLE 2,
P/N: 20021321-2XXXXXL



RECOMMENDED PCB LAYOUT - POST STYLE 3,
LAYOUT TOLERANCE= ±0.05mm



WITH POST STYLE 3,
P/N: 20021321-3XXXXXL

mat'l. code		surface	tolerance	projection	product family
		ISO 1302 ✓	ISO 406 ISO 1101		MINITEK127®
ltr	ecn no	dr	date	title	
				RECEPTACLE VT SMT	
				angles	linear
				0°±2'	linear
					mm
				dr	Tony Leng 07/19/16
				engr	Tony Leng 07/19/16
				chr	ZK Hu 07/19/16
				appd	Tim Yao 07/19/16
sheet index		revision	P	dwg no	
3		sheet	3	sheet 3 of 4 size	
				20021321 A3	
				type Product Customer Drawing	

TABLE 1

PRODUCT NO.	POSITIONS	DIM. A	DIM. B
20021321-X0X06XXLF	2 X 3	2.54	4.27
20021321-X0X08XXLF	2 X 4	3.81	5.54
20021321-X0X10XXLF	2 X 5	5.08	6.81
20021321-X0X12XXLF	2 X 6	6.35	8.08
20021321-X0X14XXLF	2 X 7	7.62	9.35
20021321-X0X16XXLF	2 X 8	8.89	10.62
20021321-X0X18XXLF	2 X 9	10.16	11.89
20021321-X0X20XXLF	2 X 10	11.43	13.16
20021321-X0X22XXLF	2 X 11	12.7	14.43
20021321-X0X24XXLF	2 X 12	13.97	15.7
20021321-X0X26XXLF	2 X 13	15.24	16.97
20021321-X0X28XXLF	2 X 14	16.51	18.24
20021321-X0X30XXLF	2 X 15	17.78	19.51
20021321-X0X32XXLF	2 X 16	19.05	20.78
20021321-X0X34XXLF	2 X 17	20.32	22.05
20021321-X0X36XXLF	2 X 18	21.59	23.32
20021321-X0X38XXLF	2 X 19	22.86	24.59
20021321-X0X40XXLF	2 X 20	24.13	25.86
20021321-X0X42XXLF	2 X 21	25.4	27.13
20021321-X0X44XXLF	2 X 22	26.67	28.4
20021321-X0X46XXLF	2 X 23	27.94	29.67
20021321-X0X48XXLF	2 X 24	29.21	30.94
20021321-X0X50XXLF	2 X 25	30.48	32.21
20021321-X0X52XXLF	2 X 26	31.75	33.48
20021321-X0X54XXLF	2 X 27	33.02	34.75
20021321-X0X56XXLF	2 X 28	34.29	36.02
20021321-X0X58XXLF	2 X 29	35.56	37.29
20021321-X0X60XXLF	2 X 30	36.83	38.56
20021321-X0X62XXLF	2 X 31	38.1	39.83
20021321-X0X64XXLF	2 X 32	39.37	41.1
20021321-X0X66XXLF	2 X 33	40.64	42.37
20021321-X0X68XXLF	2 X 34	41.91	43.64

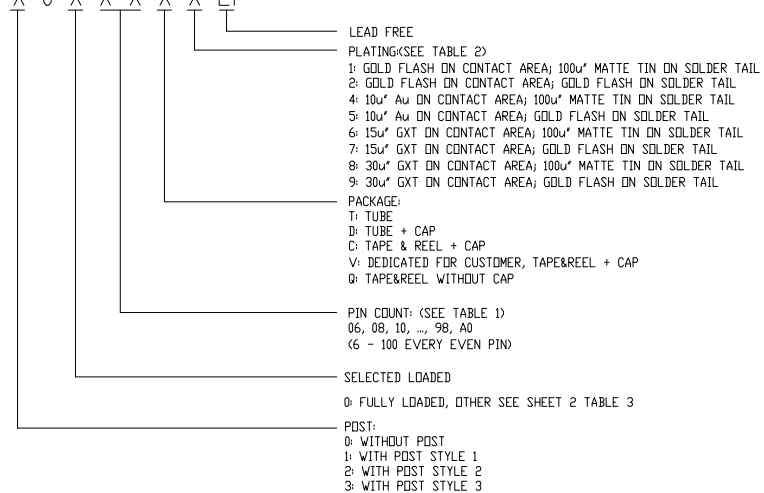
PRODUCT NO.	POSITIONS	DIM. A	DIM. B
20021321-X0X70XXLF	2 X 35	43.18	44.91
20021321-X0X72XXLF	2 X 36	44.45	46.18
20021321-X0X74XXLF	2 X 37	45.72	47.45
20021321-X0X76XXLF	2 X 38	46.99	48.72
20021321-X0X78XXLF	2 X 39	48.26	49.99
20021321-X0X80XXLF	2 X 40	49.53	51.26
20021321-X0X82XXLF	2 X 41	50.8	52.53
20021321-X0X84XXLF	2 X 42	52.07	53.8
20021321-X0X86XXLF	2 X 43	53.34	55.07
20021321-X0X88XXLF	2 X 44	54.61	56.34
20021321-X0X90XXLF	2 X 45	55.88	57.61
20021321-X0X92XXLF	2 X 46	57.15	58.88
20021321-X0X94XXLF	2 X 47	58.42	60.15
20021321-X0X96XXLF	2 X 48	59.69	61.42
20021321-X0X98XXLF	2 X 49	60.96	62.69
20021321-X0XA0XXLF	2 X 50	62.23	63.96

NOTES:

- MATERIAL:
HOUSING: HIGH TEMPERATURE PLASTIC; UL94-V0; BLACK.
TERMINAL: PHOSPHOR BRONZE.
CAP: STAINLESS STEEL.
- FINISH:
TERMINAL: GOLD OR GXT PLATING AT CONTACT AREA (SEE TABLE);
GOLD FLASH OR 2.54um/100u" MIN MATTE TIN AT SOLDER TAIL AREA;
1.27um/50u" MIN NI OVER ALL AS UNDERPLATIN.
- PRODUCT SPEC PER GS-12-629.
- PACKAGE SPEC PER GS-14-1420.
- THE HOUSING WILL WITHSTAND EXPOSURE TO 260~C PEAK TEMPERATURE FOR 10 SECONDS IN A CONVECTION INFRA-RED OR VAPOR PHASE REFLOW OVEN.
- PRODUCT MEETS EUROPEAN UNION DIRECTIVES AND OTHER COUNTRY REGULATIONS AS DESCRIBED IN GS-22-008.
- THE METAL CAP IS OPTION AS CUSTOMER REQUIREMENT.

PART NUMBER DESCRIPTION:

20021321 - X 0 X X X X X L F



Amphenol FCI

© 2016 AFCI

mat'l. code		surface <input checked="" type="checkbox"/> ISO 1302		tolerance <input checked="" type="checkbox"/> ISO 406		projection <input checked="" type="checkbox"/> ISO 1101		product family MINITEK127®	
ltr	ecn no	dr	date	tolerances unless otherwise specified		mm		title RECEPTACLE VT SMT	
				angles	linear	scale 1:1		dwg no 20021321	
				0±2'				sheet 4 of 4	
				dr	Tony Leng	07/19/16	Amphenol FCI		size A3
				engr	Tony Leng	07/19/16			
				chr	ZK Hu	07/19/16			
				appd	Tim Yao	07/19/16			
sheet index	revision sheet	P	4	type Product Customer Drawing					

Mouser Electronics

Authorized Distributor

Click to View Pricing, Inventory, Delivery & Lifecycle Information:

[FCI / Amphenol:](#)

<u>20021321-00010T1LF</u>	<u>20021321-00012T1LF</u>	<u>20021321-00014T1LF</u>	<u>20021321-00016T1LF</u>	<u>20021321-00018T1LF</u>
<u>20021321-00020T1LF</u>	<u>20021321-00022T1LF</u>	<u>20021321-00024T1LF</u>	<u>20021321-00026T1LF</u>	<u>20021321-00028T1LF</u>
<u>20021321-00030T1LF</u>	<u>20021321-00032T1LF</u>	<u>20021321-00034T1LF</u>	<u>20021321-00036T1LF</u>	<u>20021321-00038T1LF</u>
<u>20021321-00040T1LF</u>	<u>20021321-00042T1LF</u>	<u>20021321-00044T1LF</u>	<u>20021321-00046T1LF</u>	<u>20021321-00048T1LF</u>
<u>20021321-00050T1LF</u>	<u>20021321-00052T1LF</u>	<u>20021321-00054T1LF</u>	<u>20021321-00056T1LF</u>	<u>20021321-00058T1LF</u>
<u>20021321-00060T1LF</u>	<u>20021321-00062T1LF</u>	<u>20021321-00064T1LF</u>	<u>20021321-00066T1LF</u>	<u>20021321-00068T1LF</u>
<u>20021321-00070T1LF</u>	<u>20021321-00072T1LF</u>	<u>20021321-00074T1LF</u>	<u>20021321-00076T1LF</u>	<u>20021321-00078T1LF</u>
<u>20021321-00080T1LF</u>	<u>20021321-00010T4LF</u>	<u>20021321-00012T4LF</u>	<u>20021321-00014T4LF</u>	<u>20021321-00016T4LF</u>
<u>20021321-00018T4LF</u>	<u>20021321-00020T4LF</u>	<u>20021321-00022T4LF</u>	<u>20021321-00024T4LF</u>	<u>20021321-00026T4LF</u>
<u>20021321-00028T4LF</u>	<u>20021321-00030T4LF</u>	<u>20021321-00032T4LF</u>	<u>20021321-00034T4LF</u>	<u>20021321-00036T4LF</u>
<u>20021321-00038T4LF</u>	<u>20021321-00040T4LF</u>	<u>20021321-00042T4LF</u>	<u>20021321-00044T4LF</u>	<u>20021321-00046T4LF</u>
<u>20021321-00048T4LF</u>	<u>20021321-00050T4LF</u>	<u>20021321-00052T4LF</u>	<u>20021321-00054T4LF</u>	<u>20021321-00056T4LF</u>
<u>20021321-00058T4LF</u>	<u>20021321-00060T4LF</u>	<u>20021321-00062T4LF</u>	<u>20021321-00064T4LF</u>	<u>20021321-00066T4LF</u>
<u>20021321-00068T4LF</u>	<u>20021321-00070T4LF</u>	<u>20021321-00072T4LF</u>	<u>20021321-00074T4LF</u>	<u>20021321-00076T4LF</u>
<u>20021321-00078T4LF</u>	<u>20021321-00080T4LF</u>	<u>20021321-00010T8LF</u>	<u>20021321-00012T8LF</u>	<u>20021321-00014T8LF</u>
<u>20021321-00016T8LF</u>	<u>20021321-00018T8LF</u>	<u>20021321-00020T8LF</u>	<u>20021321-00022T8LF</u>	<u>20021321-00024T8LF</u>
<u>20021321-00026T8LF</u>	<u>20021321-00028T8LF</u>	<u>20021321-00030T8LF</u>	<u>20021321-00032T8LF</u>	<u>20021321-00034T8LF</u>
<u>20021321-00036T8LF</u>	<u>20021321-00038T8LF</u>	<u>20021321-00040T8LF</u>	<u>20021321-00042T8LF</u>	<u>20021321-00044T8LF</u>
<u>20021321-00046T8LF</u>	<u>20021321-00048T8LF</u>	<u>20021321-00050T8LF</u>	<u>20021321-00052T8LF</u>	<u>20021321-00054T8LF</u>
<u>20021321-00056T8LF</u>	<u>20021321-00058T8LF</u>	<u>20021321-00060T8LF</u>	<u>20021321-00062T8LF</u>	<u>20021321-00064T8LF</u>