THIS DRAWING IS UNPUBLISHED. RELEASED FOR PUBLICATION -
© COPYRIGHT copyright_date BY - ALL RIGHTS RESERVED.

STANDARDCRIMP

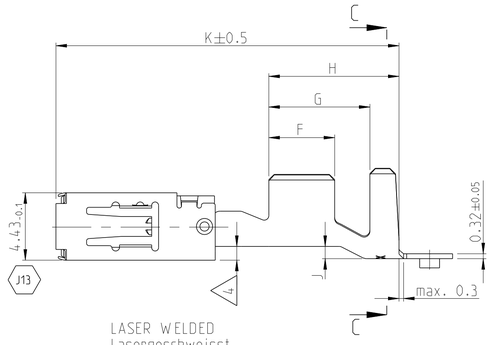

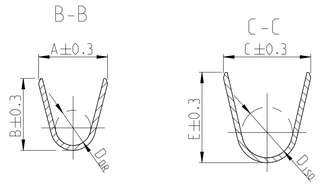

LASER WELDED
Lasergeschweisst

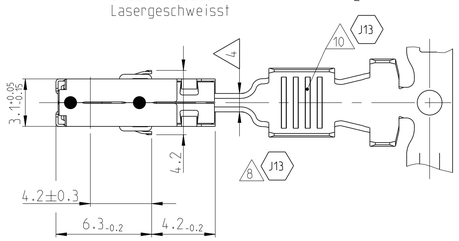

ONLY FOR WIRE SIZE RANGE
Nur fuer DGB
0.2 ... 0.5 mm²

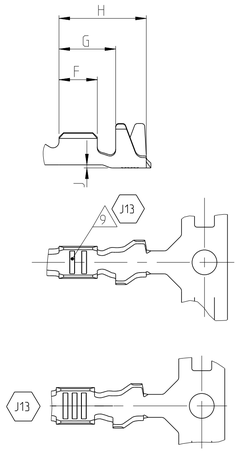

SINGLE WIRE SEAL
Einzeldichtungssystem

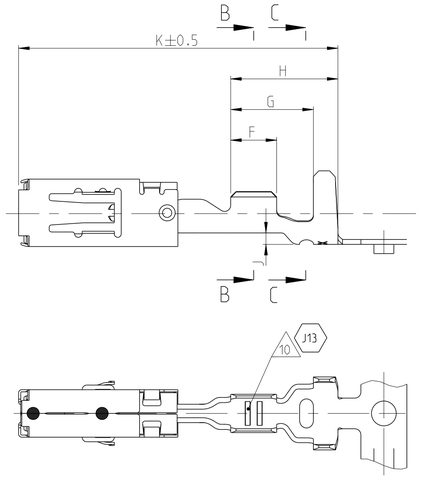

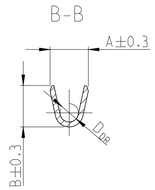

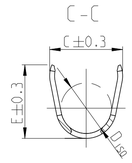

REVISIONS

P	LTR	DESCRIPTION	DATE	DWN	APVD
	J10	ECR-14-010789	18JUL2014	Joas	Leim
	J11	NOTE 8 ADDED. TABLE UPDATE WITH PNs 1-...-4	17MAY2017	MAH.	SBEC
	J12	PNs 1-968855-4. 1-968857-4. 1-968859-4 OBSOLETE ON DRW.	05MAR2018	MAH.	SBEC
	J13	Added PN 2-968851-3. 2-968853-3 2-968857-3 and 2-968859-3	07MAI2018	FRAN	BECK

J13 J13

VERSION Ausfuehrung	ORDER-NO. STRIP-FORM Bestell-Nr. Bandware	REV	BODY Werkstoff	SPRING Werkstoff	SURFACE Oberflaeche (2)	WIRE SIZE RANGE Leiter-quer-schnitt mm²	INSULATION DIAMETER Isolations-durchmesser mm	A WIRE CRIMP Drahtcrimp	B WIRE CRIMP Drahtcrimp	D_{DR} WIRE CRIMP Drahtcrimp	C INSULATION CRIMP Isolationscrimp	E INSULATION CRIMP Isolationscrimp	D_{ISO} INSULATION CRIMP Isolationscrimp	F	G	H	J	K	WEIGHT Gewicht g	SINGLE WIRE SEAL Einzeldichtung TE CONNECTIVITY NO.	DEAD END PLUG Blindstopfen TE CONNECTIVITY NO.	APPLICATION TOOLS Verarbeitungswerkzeuge
			MATERIAL					STRIP FORM Bandware														
								CRIMP DIMENSIONS / Crimpabmessungen mm														
SINGLE WIRE SEAL / Einzeldichtung	1-1719506-3	A	CuNiSi	X10CrNi18-8	SILVER PLATED versilbert	12 AWG	3.0 - 3.8	4.0	4.2	2.0	5.0	5.0	3.5	3.5	5.9	7.5	0.8	21.0	0.59	828905-1	828922-1	SEE APPLICATION SPECIFICATION 114-18148 siehe Verarbeitungsspezifikation 114-18148
	1-1719506-1	A			PRE TIN PLATED verzinnt																	
J13	(8) 2-968859-3	D			SILVER PLATED versilbert	4	3.4 - 3.7	4.5	4.7	2.3	6.0	6.0	4.3	4.3	7.0	8.5	1.25	22.6	0.65	828985-1	828986-1	
	1-968859-3	E			SILVER PLATED versilbert																	
	1-968859-1	E			PRE TIN PLATED verzinnt																	
J13	(8) 2-968857-3	B			SILVER PLATED versilbert	1.5 - 2.5	2.2 - 3.0	3.6	3.8	1.7	5.0	5.0	3.5	3.5	6.0	7.6	0.8	21.0	0.58	828905-1	828922-1	
	1-968857-3	E			SILVER PLATED versilbert																	
	1-968857-2	D			GOLD PLATED vergoldet																	
	1-968857-1	E			PRE TIN PLATED verzinnt																	
	1-968855-3	E			SILVER PLATED versilbert	0.5 - 1.0	1.4 - 2.1	2.5	2.7	1.2	4.8	4.8	3.3	3.0	5.6	7.2	0.75	21.0	0.54	828904-1	828922-1	
	1-968855-2	E			GOLD PLATED vergoldet																	
	1-968855-1	E			PRE TIN PLATED verzinnt																	
J13	1-2141859-3	A			SILVER PLATED versilbert	0.2 - 0.5	1.2 - 1.4	2.4	2.3	1.0	4.5	4.5	3.2	2.5	5.1	6.7	0.75	21.0	0.52	828904-1	828922-1	
J13	1-2141859-2	A			GOLD PLATED vergoldet																	
J13	1-2141859-1	A			PRE TIN PLATED verzinnt																	
J13	(9) 1-968882-3	E			SILVER PLATED versilbert	0.2 - 0.5	1.2 - 1.4	2.1	2.1	0.8	4.5	4.5	3.2	2.5	5.1	6.7	0.75	21.0	0.52	828904-1	828922-1	
J13	(9) 1-968882-2	E			GOLD PLATED vergoldet																	
J13	(9) 1-968882-1	E			PRE TIN PLATED verzinnt																	
J13	(8) 2-968853-3	D			SILVER PLATED versilbert	4	2.7 - 3.7	4.5	4.7	2.3	5.7	5.9	3.3	4.3	6.8	8.7	0.8	22.6	0.65	-	-	
	1-968853-3	E			SILVER PLATED versilbert																	
	1-968853-1	E			PRE TIN PLATED verzinnt																	
J13	(8) 2-968851-3	D			SILVER PLATED versilbert	1.5 - 2.5	2.2 - 3.0	3.6	3.8	1.7	4.6	4.8	2.6	3.5	5.1	6.7	0.3	20.2	0.56	-	-	
	1-968851-3	E			SILVER PLATED versilbert																	
	1-968851-2	E			GOLD PLATED vergoldet																	
	1-968851-1	E			PRE TIN PLATED verzinnt																	
	1-968849-3	E			SILVER PLATED versilbert	0.5 - 1.0	1.4 - 2.1	2.5	2.7	1.2	3.3	3.5	1.8	3.0	4.6	6.2	0.2	20.2	0.51	-	-	
	1-968849-2	E			GOLD PLATED vergoldet																	
	1-968849-1	E			PRE TIN PLATED verzinnt																	
J13	1-2141857-3	A			SILVER PLATED versilbert	0.2 - 0.5	1.2 - 1.4	2.4	2.3	1.0	2.9	2.9	1.4	2.5	3.8	5.7	0.2	20.2	0.48	-	-	
J13	1-2141857-1	A			PRE TIN PLATED verzinnt																	
	(9) 1-968880-3	E			SILVER PLATED versilbert	0.2 - 0.5	1.2 - 1.4	2.1	2.1	0.8	2.9	2.9	1.4	2.5	3.8	5.7	0.2	20.2	0.48	-	-	
	(9) 1-968880-1	E			PRE TIN PLATED verzinnt																	

NOTES:
Bemerkungen:

1 MATING PART SEE INTERFACE DRAWING
TE-NO.: 114-18230-002
Gegenstecker nach Ausfuehrungsvorschrift
TE-Nr.: 114-18230-002

(2) SURFACE:
- PRE TIN PLATED 1 TO 3 µm
- GOLD PLATED MIN. 2 µm (ONLY CONTACT AREA)
- SILVER PLATED 3 TO 5 µm (ONLY CONTACT AREA)

Oberflaeche:
- verzinnt 1 bis 3 µm
- vergoldet min. 2 µm (nur Kontaktzone)
- versilbert 3 bis 5 µm (nur Kontaktzone)

3 DOUBLE CRIMPS ARE ONLY POSSIBLE WITH
APPLICATORS AUTHORIZED BY TE (NO HAND TOOL)
SUITABLE TOOLS ON REQUEST
Doppelanschlaege sind nur mit von TE zugelassenen
Anschlagwerkzeugen moeglich (keine Handzangen)
passende Werkzeuge auf Anfrage

(4) GAUGE INSPECTION
Lehrenpruefung

5 DETAILS OF DESIGN ARE LEFT TO MANUFACTURER
Einzelheiten der Ausfuehrung bleiben dem Hersteller ueberlassen

6 ONLY GERMAN LANGUAGE VERSION SHALL BE BINDING
Massgebend ist der deutsche Text

7 PUNCHING OIL RAZIOL CLF 11 SG
Stanzoel:

J13 (8) "Ag+" MARKING ON SILVER PLATED VERSIONS FOR INCREASED LIMIT TEMPERATURE
"Ag+" Markierung auf versilberten Versionen fuer erhoehte Grenztemperatur

J13 (9) 968880 nicht fuer Neuanwendungen, wird ersetzt durch 2141857
968882 nicht fuer Neuanwendungen, wird ersetzt durch 2141859
968880 SUPERSEDED BY PN 2141857
968880 SUPERSEDED BY PN 2141857

J13 (10) Unterschiedliche Ausfuehrung und Anzahl der Rillen moeglich
DIFFERENT FORM AND NUMBER OF THE SERRATIONS POSSIBLE

THIS DRAWING IS A CONTROLLED DOCUMENT.

DIMENSIONS: mm

TOLERANCES UNLESS OTHERWISE SPECIFIED: 0 PLC ±0.2; 1 PLC ±0.1; 2 PLC ±0.05; 3 PLC ±0.025; 4 PLC ±0.0125; ANGLES ±1°

MATERIAL -
FINISH -

DWN	S. Blidar	22SEP97
CHK	G. Hotea	22SEP97
APVD	J. Woller	22SEP97
PRODUCT SPEC	108-18513	
APPLICATION SPEC	114-18148	
WEIGHT	-	

TE Connectivity

NAME: PRODUCT GROUP DRAWING FOR Tabellenzeichnung fuer AMP MCP 2.8

SIZE	CAGE CODE	DRAWING NO	RESTRICTED TO
A1	00779	C-1355036	-

CUSTOMER DRAWING | SCALE 5:1 | SHEET 1 OF 1 | REV J13

4805 (3/13)

Mouser Electronics

Authorized Distributor

Click to View Pricing, Inventory, Delivery & Lifecycle Information:

TE Connectivity:

1-968859-3 1-968859-3 (Mouser Reel)