

IEC Appliance Inlet C14 with Shielding, "Lock and Shield" Mounting



GRF2: only with shield, without line filter



See below:
[Approvals and Compliances](#)

Description

- Panel mount :
 Snap-in version from rear-side
- 2 Functions :
 Appliance Inlet Protection class I , with EMC-shield

Characteristics

- Time saving "Lock and Shield" snap-in design for rear-panel mounting
- All single elements are already wired
- Innovative EMC-shielding with flexible steel segments for an excellent contact to the panel
- For applications according IEC/UL 62368-1 we recommend variants with bleed resistor

Other versions on request

- With solder terminals

References

Alternative: version with line filter

Weblinks

[pdf data sheet](#), [html datasheet](#), [General Product Information](#), [Approvals](#), [Distributor-Stock-Check](#), [Accessories](#), [Detailed request for product](#)

Technical Data

| | | | |
|---------------------------------|---|-------------------------|--|
| Ratings IEC | 10A @ Ta 40 °C / 250VAC; 50Hz | Appliance inlet/-outlet | C14 acc. to IEC 60320-1, |
| Ratings UL/CSA | 15A @ Ta 40 °C / 250VAC; 60Hz | | UL 60320-1, CSA C22.2 no. 60320-1 |
| Dielectric Strength | > 1.7kVDC between L-N | | (for cold conditions) pin-temperature 70 °C, 10A, Protection Class I |
| | > 2.7kVDC between L/N-PE Test voltage (2 sec) | MTBF | > 3'300'000h acc. to MIL-HB-217 F |
| Allowable Operation Temperature | -25 °C to 85 °C | | |
| Climatic Category | 25/085/21 acc. to IEC 60068-1 | | |
| IP-Protection | from front side IP40 acc. to IEC 60529 | | |
| Protection Class | Suitable for appliances with protection class I acc. to IEC 61140 | | |
| Terminal | Quick connect terminals 4.8 x 0.8 mm | | |
| | Plug Connector Solder terminal on request | | |
| Panel Thickness S | Snap-in: 1.2/1.5/2 mm | | |
| Material: Housing | Thermoplastic, black, UL 94V-0 | | |

Approvals and Compliances

Detailed information on product approvals, code requirements, usage instructions and detailed test conditions can be looked up in [Details about Approvals](#)

SCHURTER products are designed for use in industrial environments. They have approvals from independent testing bodies according to national and international standards. Products with specific characteristics and requirements such as required in the automotive sector according to IATF 16949, medical technology according to ISO 13485 or in the aerospace industry can be offered exclusively with customer-specific, individual agreements by SCHURTER.

Approvals

The approval mark is used by the testing authorities to certify compliance with the safety requirements placed on electronic products.

Approval Reference Type: GRF2

| Approval Logo | Certificates | Certification Body | Description |
|---------------|---------------|--------------------|--|
| | VDE Approvals | VDE | VDE Certificate Number: 40025743 |
| | UL Approvals | UL | UL File Number: E96454 |
| | CCC Approvals | CCC | CCC Certificate Number: 2019180204010440 |

Product standards

Product standards that are referenced

| Organization | Design | Standard | Description |
|--------------|-----------------------|-----------------------|---|
| | Designed according to | IEC 60320-1 | Appliance couplers for household and similar general purposes |
| | Designed according to | IEC 60939 | Passive filters for suppressing electromagnetic interference |
| | Designed according to | IEC 61058-1 | Switches for appliances. Part 1. General requirements |
| | Designed according to | UL 60320-1 | Standard for Attachment Plugs and Receptacles |
| | Designed according to | UL 1283 | Electromagnetic interference filters |
| | Designed according to | CSA C22.2 no. 60320-1 | General Use Receptacles, Attachment Plugs, and Similar Wiring Devices |
| | Designed according to | CSA C22.2 no. 8 | Electromagnetic interference (EMI) filters |

Application standards

Application standards where the product can be used

| Organization | Design | Standard | Description |
|--------------|--------------------------------|----------------|--|
| | Designed for applications acc. | IEC/UL 62368-1 | IEC 62368-1 includes the basic requirements for safety of audio, video, information technology and office equipment. |

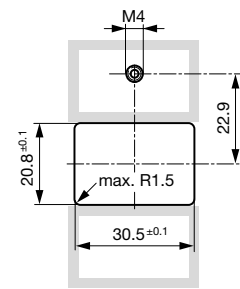
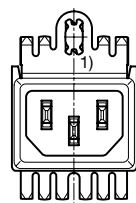
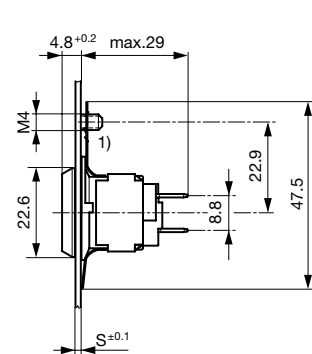
Compliances

The product complies with following Guide Lines

| Identification | Details | Initiator | Description |
|----------------|------------------------------|-------------|---|
| | CE declaration of conformity | SCHURTER AG | The CE marking declares that the product complies with the applicable requirements laid down in the harmonisation of Community legislation on its affixing in accordance with EU Regulation 765/2008. |
| | RoHS | SCHURTER AG | Directive RoHS 2011/65/EU, Amendment (EU) 2015/863 |
| | China RoHS | SCHURTER AG | The law SJ / T 11363-2006 (China RoHS) has been in force since 1 March 2007. It is similar to the EU directive RoHS. |
| | REACH | SCHURTER AG | On 1 June 2007, Regulation (EC) No 1907/2006 on the Registration, Evaluation, Authorization and Restriction of Chemicals 1 (abbreviated as "REACH") entered into force. |

Dimension [mm]

GRF2



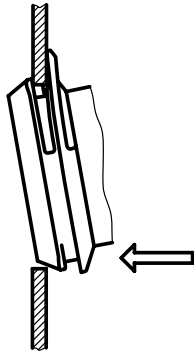
1) Terminal for earth screw M4

This area must be conductive for optimal shielding. Do not apply paint or coatings.

1) Terminal for earth screw M4

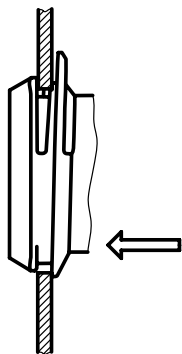
Assembly Instructions

Step 1



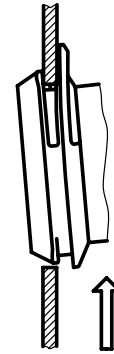
Place the socket in top edge of the panel cut-out.

Step 3



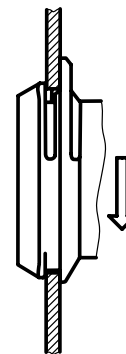
Push the socket forward into the panel cut-out.

Step 2



Push the socket upwards.

Step 4



Release the socket. The component is self adjusting.

All Variants

| Rated Current IEC [A] | Rated Current UL [A] | Filter-Type | Panel Thickness [mm] | Additional ground terminal | Weight [g] | Order Number |
|-----------------------|----------------------|-------------|----------------------|-------------------------------------|------------|------------------------------|
| 10 | 15 | - | 1.2 | - | 13.9g | GRF2.0212.11 |
| 10 | 15 | - | 1.5 | - | 13.9g | GRF2.0215.11 |
| 10 | 15 | - | 2 | - | 13.9g | GRF2.0220.11 |
| 10 | 15 | - | 1.2 | Quick connect terminal 4.8 x 0.8 mm | 14g | GRF2.0312.11 |
| 10 | 15 | - | 1.5 | Quick connect terminal 4.8 x 0.8 mm | 25g | GRF2.0315.11 |
| 10 | 15 | - | 2 | Quick connect terminal 4.8 x 0.8 mm | 14g | GRF2.0320.11 |

Availability for all products can be searched real-time: <https://www.schurter.com/en/Stock-Check/Stock-Check-SCHURTER>

Packaging unit 100 Pcs

Mating Outlets/Connectors

Category / Description

[Appliance Outlet Overview complete](#)



| | |
|---|------|
| 4787, Mounting: Screw-on mounting, Appliance Outlet: IEC Solder terminals, 10 A, Suitable for appliances with protection class I | 4787 |
| 4788, Mounting: Snap-in version, Appliance Outlet: IEC Solder terminals or quick connect terminals, 10 A, Suitable for appliances with protection class I | 4788 |
| IEC Appliance Outlet F or H, Screw-on Mounting, Front Side, Solder, PCB or Quick-connect Terminal | 5091 |

[Appliance Outlet further types to GRF2](#)


[Connector Overview complete](#)

| | |
|---|-------------------------|
| 4782 Mounting: Power Cord, 3 x 1 mm ² / 3 x 18 AWG, Cable, Connector: IEC C13 | 4782 |
| 4785 Mounting: Power Cord, 3 x 1 mm ² / 3 x 18 AWG, Cable, Connector: IEC C13 | 4785 |
| 4012 Mounting: Power Supply Cord, 3 x 1 mm ² , Screw clamps, Connector: IEC C13 | 4012 |
| 4300-06 Mounting: Power Cord, 3 x 1 mm ² / 3 x 18 AWG, Cable, Connector: IEC C13 | 4300-06 |
| 4781 Mounting: Power Cord, 3 x 1 mm ² / 3 x 18 AWG, Cable, Connector: IEC C15 | 4781 |
| Connector further types to GRF2 | ... |