

4

3

2

1

THIS DRAWING IS UNPUBLISHED.

RELEASED FOR PUBLICATION

© COPYRIGHT

ALL RIGHTS RESERVED.

LOC

DIST



REVISIONS




P	LTR	DESCRIPTION	DATE	DWN	APVD
	A1	ECR-14-002797	26FEB2014	GK	HMR

REPLACED BY OCEAN STYLE APPLICATOR PART
NUMBER 2151493-5


FOR REPLACEMENT PARTS FOR APPLICATOR 2034001
REFER TO ADDITIONAL PAGE(S). SPARE PARTS KIT (IF LISTED)
WILL REMAIN AVAILABLE.

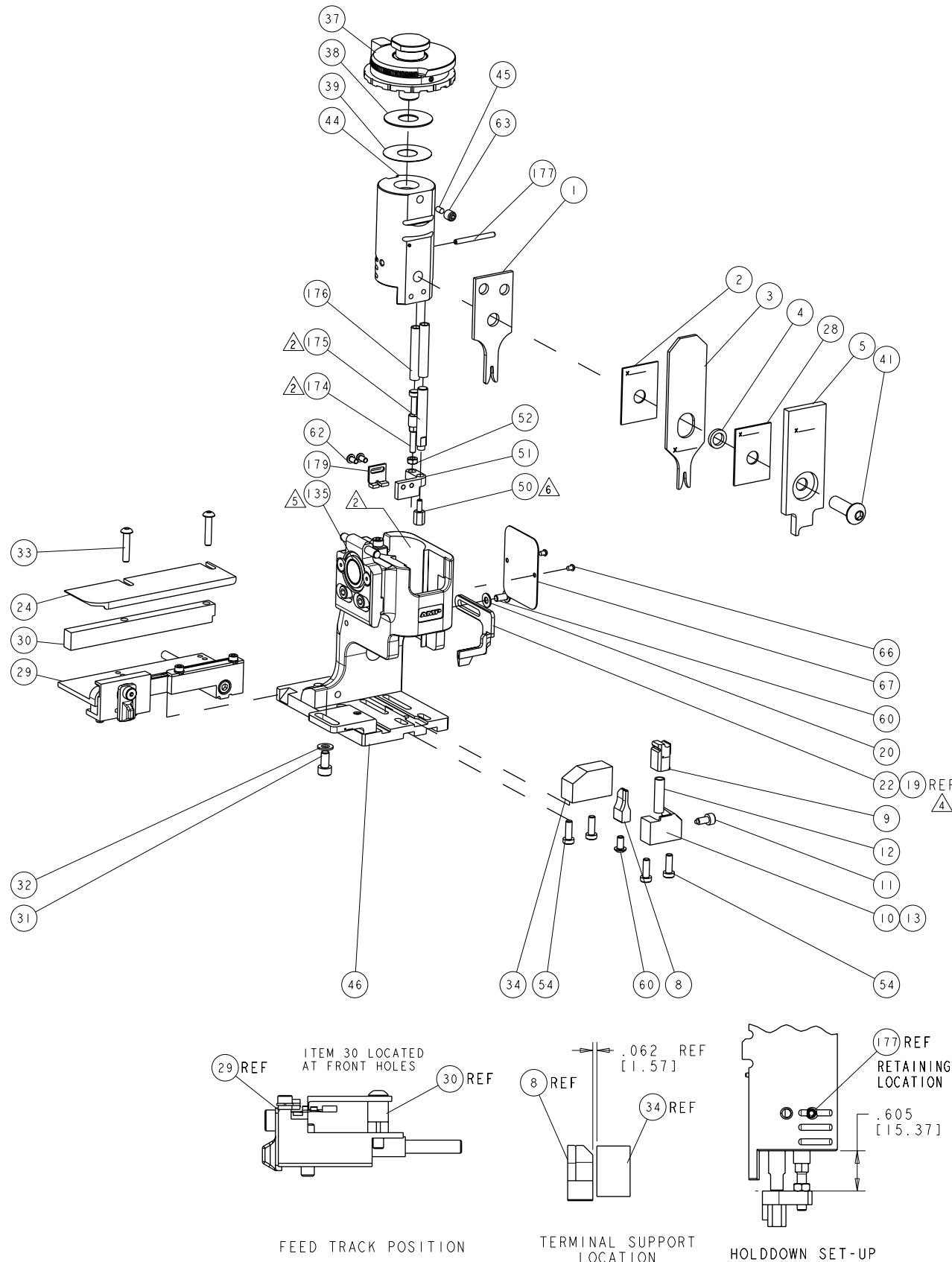
THE REPLACEMENT OCEAN STYLE APPLICATOR HAS THE
SAME TERMINATOR/PRESS INTERFACE AS APPLICATOR
2034001

THIS DRAWING IS A CONTROLLED DOCUMENT.		DWN	GOPALAKRISHNA HV		 TE Connectivity					
		CHK	RAGHAVENDRA							
DIMENSIONS:		TOLERANCES UNLESS OTHERWISE SPECIFIED:		APVD	NAME					
		0 PLC ± 1 PLC ± 2 PLC ± 3 PLC ± 4 PLC ± ANGLES ±		RAGHAVENDRA		SIDE FEED SYSTEM III APPLICATOR WITH FINE ADJUST				
				PRODUCT SPEC						
				APPLICATION SPEC						
MATERIAL		FINISH		WEIGHT	SIZE	CAGE CODE	DRAWING NO	RESTRICTED TO		
					A3		©- 2034001			
CUSTOMER DRAWING				SCALE	SHEET	1	OF	2	REV	A1

WIRE SIZE		CRIMP HEIGHT mm [INCH]		REF SETTING*	
0.5mm ²		.86±.05 [.034±.002]		B1	
0.35mm ²		.76±.05 [.030±.002]		C0	
0.25mm ²		.72±.05 [.028±.002]		C4	

-	1	1	1	1	1976053-4	LOCATER BLOCK, TERMINAL	179
-	1	1	1	1	1-993111-6	PIN, SLOTTED SPRING 3.0 X 30.0	177
-	2	2	2	2	3-22280-7	SPRING, COMPRESSION	176
-	1	1	1	1	1752353-1	GUIDE PIN, HOLDDOWN	175
-	1	1	1	1	1901680-1	GUIDE PIN, HOLDDOWN	174
-	REF	REF	REF	REF	SEE TABLE	MEMORY CHIP, PROGRAMMED	135
-	1	1	1	1	1633565-1	DOCUMENTATION PACKAGE	71
-	1	1	1	1	1976552-1	TAG, IDENTIFICATION	67
-	2	2	2	2	21017-1	SCREW, DRIVE	66
-	1	1	1	1	3-18031-0	SCR, SET, CUP POINT M6 X 6.0	63
-	2	2	2	2	1655785-9	SCR, BTN SKT HD CAP (M3 X 6)	62
-	2	2	2	2	1655785-1	SCR, BTN SKT HD CAP (M4 X 8)	60
-	4	4	4	4	1655783-3	SCR, CAP, SOC HD, LOW HEAD, M4 X 12	54
-	1	1	1	1	1-18030-0	NUT, HEX, REG M3.5	52
-	1	1	1	1	1901681-4	HOLDDOWN, TERMINAL	51
-	1	1	1	1	1-1752354-8	STANDOFF, HOLD-DOWN	50
-	1	1	1	1	1752300-1	SP SYSTEM III APPLICATOR	46
-	1	1	1	1	690191-1	PLUG, NYLON	45
-	1	1	1	1	1901069-1	RAM ASSEMBLY, SYSTEM III RETROFIT	44
-	1	1	1	1	2-1655785-3	SCR, BTN SKT HD CAP (M8 X 25)	41
-	1	1	1	1	690125-1	SHIM SUB-ASSY	39
-	1	1	1	1	469367-8	SHIM	38
-	1	1	1	1	879103-3	FINE ADJUST HEAD ASSEMBLY	37
-	1	1	1	1	1752356-3	SUPPORT, TERMINAL	34
-	2	2	2	2	3-1655785-3	SCR, BTN SKT HD CAP (M4 X 20)	33
-	1	1	1	1	18028-3	WASHER, FLAT, REG M5	32
-	1	1	1	1	5-1655316-3	SCR, SKT HD CAP, M5 X 10.0	31
-	1	1	1	1	1320908-4	SPACER, STRIP GUIDE	30
-	1	1	1	1	1901087-1	ASSEMBLY, STRIP GUIDE	29
-	1	1	1	1	1-455888-0	SPACER, CRIMPER	28
-	1	1	1	1	1320928-1	PLATE, STRIP GUIDE	24
-	1	1	1	1	1976045-1	STRIPPER	22
-	1	1	1	1	18028-2	WASHER, FLAT, REG M4	20
-	REF	REF	REF	REF	1752311-1	STRIPPER	19
-	1	-	1	-	1338684-1	SHEAR HOLDER, FRONT	13
-	1	1	1	1	3-22280-3	SPRING, COMPRESSION	12
-	1	1	1	1	356885-4	STOP, SHEAR	11
-	-	1	-	1	1320921-1	SHEAR HOLDER, FRONT, CUT	10
-	1	1	1	1	462006-1	FLOATING SHEAR, FRONT	9
1	2	2	1	1	1-138690-2	ANVIL, COMBINATION	8
-	1	1	1	1	455889-9	DEPRESSOR, SHEAR	5
-	1	1	1	1	238011-8	BLOCK, CRIMPER SPACER	4
1	2	2	1	1	8-904741-0	CRIMPER, INSUL O PREMIUM	3
-	1	1	1	1	455888-8	SPACER, CRIMPER	2
1	2	2	1	1	1-562108-5	CRIMPER, WIRE, F	1

THIS DRAWING IS A CONTRIBUTE DOCUMENT FOR THE INFORMATION OF THE CUSTOMER. IT IS NOT A CONTRACT DOCUMENT. THE CUSTOMER SHALL BE RESPONSIBLE FOR THE INFORMATION. IT SHOULD BE CHECKED FOR THE LATEST REVISION.		OWN M. MORRIS 05SEP2007		Tyco Electronics Harrisburg, PA 17105-3608	
DIMENSIONS: INCHES (mm)		TOLERANCES UNLESS OTHERWISE SPECIFIED: 0 PLG ±. 1 PLG ±. 2 PLG ±. 3 PLG ±. 4 PLG ±. ANGLES ±. FINISH		NAME SIDE FEED SYSTEM III APPLICATOR WITH FINE ADJUST	
		APUR M. MORRIS 05SEP2007 PRODUCT SPEC APPLICATION SPEC SEE TABLE WEIGHT		SIZE CAGE CODE DRAWING NO. A 00779 ©=2034001	
MATERIAL -		CUSTOMER DRAWING		RESTRICTED TO SCALE 3:5 SHEET 1 OF 1 REV A	



Mouser Electronics

Authorized Distributor

Click to View Pricing, Inventory, Delivery & Lifecycle Information:

[TE Connectivity:](#)

[2034001-6](#)