


PB Supercapacitors

Cylindrical pack



Features

- 5.0 Volts
- Low Equivalent Series Resistance (ESR)
- High capacitance
- Long cycle life
- Low leakage currents
- UL recognized

Applications

- Bridge or hold-up power
- Memory backup
- Battery swap out

Description

Eaton PowerStor supercapacitors are unique, ultra-high capacitance devices utilizing electrochemical double layer capacitor (EDLC) construction combined with new, high performance materials. This combination of advanced technologies allows Eaton to offer a wide variety of capacitor solutions tailored to specific applications that range from a few micro-amps for several days to several amps for milliseconds.



Powering Business Worldwide

Ratings

Capacitance	0.1 F to 1.0 F
Maximum working voltage	5.0 V
Surge voltage	6.0 V
Capacitance tolerance	-20% to +80% (+20 °C)
Operating temperature range	- 25 °C to +70 °C extended to +85 °C

Specifications

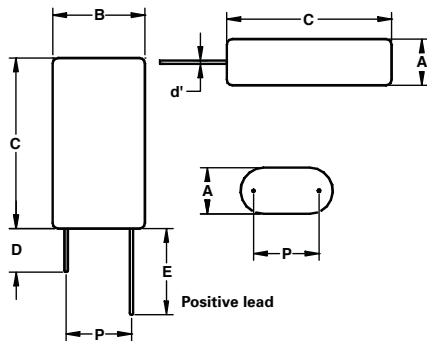
Nominal Capacitance (F)	Vertical Part Number	Horizontal Part Number	Maximum Initial ESR (Ω) (Equivalent Series Resistance) Measured @ 100 Hz	Nominal leakage current (μA) after 72 hours @ +20 °C	Nominal dimensions (mm)	Typical mass (grams/piece)
0.1	PB-5ROV104-R	PB-5ROH104-R	4.0	3	5.5 x 10.8 x 12.5	1.1
0.47	PB-5ROV474-R	PB-5ROH474-R	1.0	7	8.5 x 16.8 x 14.0	2.4
1.0	PB-5ROV105-R	PB-5ROH105-R	0.5	12	8.5 x 16.8 x 21.5	3.5

Performance

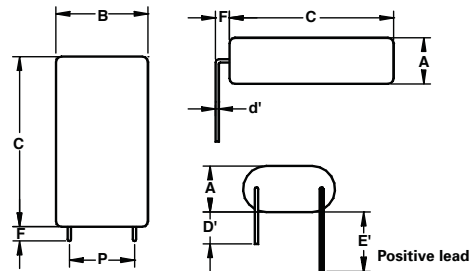
Parameter	Capacitance change (% of initial value)	ESR (% of max. initial value)
Life (1000 hours @ +70 °C, 5.0 Vdc or +85 °C, 4.2 Vdc)	≤ 30%	≤ 300%
Storage - Low and High Temperature (1000 hours @ -25 °C to +70 °C)	≤ 30%	≤ 300%

Dimensions (mm)

Vertical Part Number	Horizontal Part Number	A	B	C	d'	D	D'	E	E'	F	P
PB-5ROV104-R	PB-5ROH104-R	6.0	11.3	13.0	0.5	20	15	25	20	2.0	7.3
PB-5ROV474-R	PB-5ROH474-R	9.0	17.3	14.5	0.5	20	15	25	20	2.0	11.8
PB-5ROV105-R	PB-5ROH105-R	9.0	17.3	22.0	0.5	20	15	25	20	2.0	11.8
Tolerances		Maximum			± 0.02	Minimum				± 0.5	



Vertical



Horizontal

Part numbering system

P	B	—	5	R	0	V	47	4	-R
Family Code	Version		Voltage (V) R = Decimal	Configuration	Capacitance (μF)				
					Value		Multiplier		Standard product
P Family	B-High capacitance		5R0 = 5.0 V	V = Vertical H = Horizontal	Example: 474 = 47 x 474 or 0.47 F				

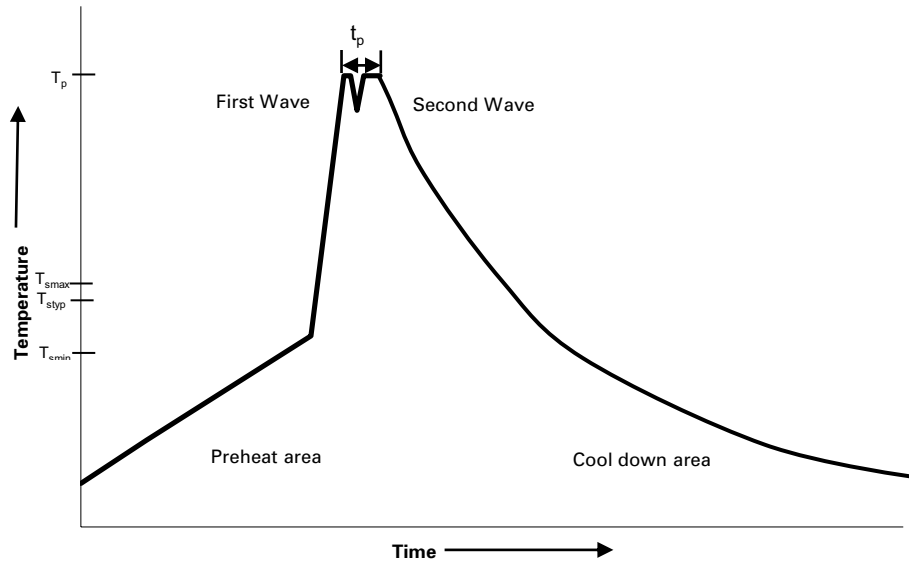
Packaging information

- Standard packaging: Bulk, 100 units per bag
- Larger bulk packages available on request

Part marking

- Manufacturer
- Capacitance (F)
- Max Operating Voltage (V)
- Family Code (or part number)
- Polarity

Wave solder profile



Profile Feature	Standard SnPb Solder	Lead (Pb) Free Solder
Preheat and soak	<ul style="list-style-type: none"> • Temperature max. (T_{smax}) • Time max. 	<ul style="list-style-type: none"> 100 °C 60 seconds
Δ preheat to max Temperature	160 °C max.	160 °C max.
Peak temperature (T_p)*	220 °C – 260 °C	250 °C – 260 °C
Time at peak temperature (t_p)	<ul style="list-style-type: none"> 10 seconds max 5 seconds max each wave 	<ul style="list-style-type: none"> 10 seconds max 5 seconds max each wave
Ramp-down rate	<ul style="list-style-type: none"> ~ 2 K/s min ~3.5 K/s typ ~5 K/s max 	<ul style="list-style-type: none"> ~ 2 K/s min ~3.5 K/s typ ~5 K/s max
Time 25 °C to 25 °C	4 minutes	4 minutes

Manual solder

+350 °C, 4-5 seconds. (by soldering iron), generally manual, hand soldering is not recommended.

Reflow soldering

Do not use reflow soldering using infrared or convection oven heating methods.

Cleaning/Washing

Avoid cleaning of circuit boards, however if the circuit board must be cleaned use static or ultrasonic immersion in a standard circuit board cleaning fluid for no more than 5 minutes and a maximum temperature of +60 °C. Afterwards thoroughly rinse and dry the circuit boards. In general, treat supercapacitors in the same manner you would an aluminum electrolytic capacitor.

Life Support Policy: Eaton does not authorize the use of any of its products for use in life support devices or systems without the express written approval of an officer of the Company. Life support systems are devices which support or sustain life, and whose failure to perform, when properly used in accordance with instructions for use provided in the labeling, can be reasonably expected to result in significant injury to the user.

Eaton reserves the right, without notice, to change design or construction of any products and to discontinue or limit distribution of any products. Eaton also reserves the right to change or update, without notice, any technical information contained in this bulletin.

Eaton
Electronics Division
 1000 Eaton Boulevard
 Cleveland, OH 44122
 United States
www.eaton.com/electronics

© 2017 Eaton
 All Rights Reserved
 Printed in USA
 Publication No. 4393
 October 2017

Eaton is a registered trademark.

All other trademarks are property of their respective owners.

Mouser Electronics

Authorized Distributor

Click to View Pricing, Inventory, Delivery & Lifecycle Information:

[Eaton:](#)

[PB-5R0H105-R](#) [PB-5R0V474-R](#) [PB-5R0V105-R](#) [PB-5R0H474-R](#) [PB-5R0H104-R](#) [PB-5R0V104-R](#)