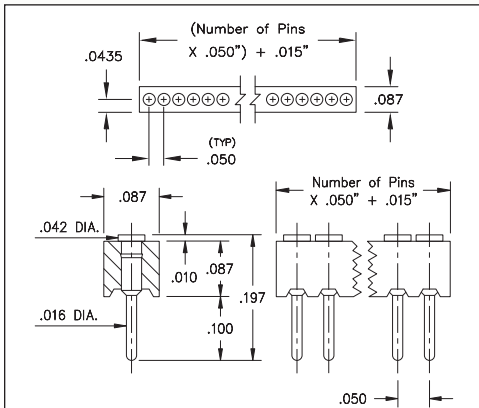
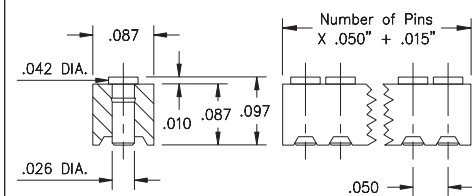


# SPRING-LOADED CONNECTORS

## SERIES 856, 857 • .050" GRID TARGET CONNECTORS FOR SPRING-LOADED ASSEMBLIES • SINGLE AND DOUBLE ROW STRIPS

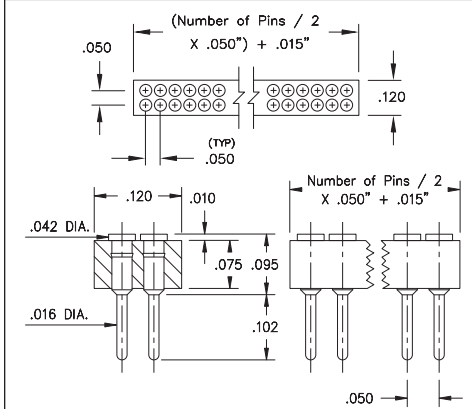


**FIG. 1**

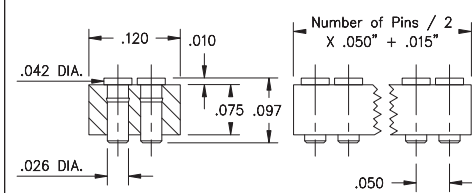


Coplanarity .005". For Pin counts >20 positions, consult Technical Support.

**FIG. 2**




**FIG. 3**



Coplanarity .005". For Pin counts >40 positions, consult Technical Support.

**FIG. 4**

- Series 856 and 857 Target Connectors, SMT & through-hole, supplied in single and double row strips
- Target Connectors provide an excellent gold-plated conductive mating surface for spring loaded connectors. These series are offered with a flat face for making contact with our standard .019" dia. spring pin plungers
- Target connectors use MM #1933 (through-hole) and #1935 (surface mount) pins. See page 223.2 for details
- Insulators are high temperature thermoplastic



### ORDERING INFORMATION

	Series 856...051	Flat face / Solder Tails
<b>FIG. 1</b>	856-10-0	-10-051000 Specify number of pins 01-20
<b>FIG. 2</b>	Series 856...051	Flat face / Surface Mount 856-10-0 -30-051000 Specify number of pins 02-20
<b>FIG. 3</b>	Series 857...051	Flat face / Solder Tails 857-10-0 -10-051000 Specify number of pins 04-40
<b>FIG. 4</b>	Series 857...051	Flat face / Surface Mount 857-10-0 -30-051000 Specify number of pins 04-40
<div style="display: flex; justify-content: space-around; align-items: center;"> <div style="border: 1px solid black; padding: 5px; background-color: #90EE90;">RoHS-2 2011/65/EU</div> <div style="border: 1px solid black; border-radius: 50%; padding: 5px;">XX=Plating Code See Below</div> <div style="border: 1px solid black; border-radius: 50%; padding: 5px;">For Electrical, Mechanical &amp; Environmental Data, See page 264</div> </div>		
SPECIFY PLATING CODE XX=		
Pin Plating	10 <span style="color: green;">◆</span>	10 μ" Au



# Mouser Electronics

Authorized Distributor

Click to View Pricing, Inventory, Delivery & Lifecycle Information:

## Mill-Max:

[856-10-002-10-051000](#) [856-10-002-30-051000](#) [856-10-003-10-051000](#) [856-10-003-30-051000](#) [856-10-004-10-051000](#) [856-10-004-30-051000](#) [856-10-005-10-051000](#) [856-10-005-30-051000](#) [856-10-006-10-051000](#) [856-10-006-30-051000](#) [856-10-007-10-051000](#) [856-10-007-30-051000](#) [856-10-008-10-051000](#) [856-10-008-30-051000](#) [856-10-009-10-051000](#) [856-10-009-30-051000](#) [856-10-010-10-051000](#) [856-10-010-30-051000](#) [856-10-012-10-051000](#) [856-10-012-30-051000](#) [856-10-020-10-051000](#) [856-10-020-30-051000](#) [857-10-004-10-051000](#) [857-10-004-30-051000](#) [857-10-006-10-051000](#) [857-10-006-30-051000](#) [857-10-008-10-051000](#) [857-10-008-30-051000](#) [857-10-010-10-051000](#) [857-10-010-30-051000](#) [857-10-020-10-051000](#) [857-10-020-30-051000](#) [857-10-040-10-051000](#) [857-10-040-30-051000](#) [856-10-019-10-051000](#) [856-10-016-10-051000](#) [856-10-011-10-051000](#) [856-10-013-30-051000](#) [856-10-014-30-051000](#) [856-10-019-30-051000](#) [856-10-013-10-051000](#) [856-10-017-10-051000](#) [856-10-014-10-051000](#) [856-10-017-30-051000](#) [856-10-015-30-051000](#) [856-10-015-10-051000](#) [856-10-011-30-051000](#) [856-10-018-10-051000](#) [856-10-016-30-051000](#) [856-10-018-30-051000](#)