


Thick Film Surface Mount Chip Resistors, Wraparound, Low Value (0.1 Ω to 0.91 Ω)



FEATURES

- Low resistance values (0.1 Ω to 0.91 Ω)
- Suitable for current sensing and shunts
- Metal glaze on high quality ceramic
- Protective overglaze
- Solder contacts on Ni barrier layer
- AEC-Q200 qualified
- Material categorization: for definitions of compliance please see www.vishay.com/doc?99912



Note

* This datasheet provides information about parts that are RoHS-compliant and / or parts that are non RoHS-compliant. For example, parts with lead (Pb) terminations are not RoHS-compliant. Please see the information / tables in this datasheet for details

STANDARD ELECTRICAL SPECIFICATIONS						
GLOBAL MODEL	CASE SIZE	POWER RATING $P_{70\text{ }^{\circ}\text{C}}$ W	TEMPERATURE COEFFICIENT \pm ppm/ $^{\circ}\text{C}$	RESISTANCE RANGE Ω	TOLERANCE \pm %	E-SERIES
RCWL0402	0402	0.063	600	0.22 to 0.43	5	24
			400	0.47 to 0.91		
RCWL0603	0603	0.1	400	0.10 to 0.43	5	24
			200	0.47 to 0.91		
RCWL0805	0805	0.125	300	0.10 to 0.43	5	24
			200	0.47 to 0.91		
RCWL1206	1206	0.25	300	0.10 to 0.43	5	24
			200	0.47 to 0.91		
RCWL1210	1210	0.33	200	0.10 to 0.91	5	24
RCWL1218	1218	1.0	200	0.10 to 0.91	5	24
RCWL2010	2010	0.5	200	0.10 to 0.91	5	24
RCWL2512	2512	1.0	200	0.10 to 0.91	5	24

Note

- Power rating depends on the max. temperature at the solder point, the component placement density and the substrate material
- Part marking: reference "Surface Mount Resistor Marking" (www.vishay.com/doc?20020)
- The resistance is measured from the top side

GLOBAL PART NUMBER INFORMATION																	
Part Number: RCWL0402R470JQEA																	
R	C	W	L	0	4	0	2	R	4	7	0	J	Q	E	A		
GLOBAL MODEL (8 digits)				VALUE (4 digits)		TOLERANCE (1 digits)		TCR (1 digits)			PACKAGING (2 digits)		SPECIAL (up to 2 digits)				
RCWL0402 RCWL0603 RCWL0805 RCWL1206 RCWL1210 RCWL1218 RCWL2010 RCWL2512				R = decimal R470 = 0.47 Ω		J = \pm 5.0 %		N = \pm 200 ppm/ $^{\circ}\text{C}$ M = \pm 300 ppm/ $^{\circ}\text{C}$ Q = \pm 400 ppm/ $^{\circ}\text{C}$ T = \pm 600 ppm/ $^{\circ}\text{C}$			EA = lead (Pb)-free, tape/reel TA = tin/lead, tape/reel		(dash number) from 1 to 99 as applicable				

TECHNICAL SPECIFICATIONS									
PARAMETER	UNIT	RCWL0402	RCWL0603	RCWL0805	RCWL1206	RCWL1210	RCWL1218	RCWL2010	RCWL2512
Operating temp. range	°C	-55 to +155							
Maximum operating voltage	V	$(P \times R)^{1/2}$							
Insulation voltage U_{ins} (1 min)	V	> 75	> 100	> 200	> 300	> 300	> 300	> 300	> 300
Insulation resistance	Ω	> 10^9							
Weight/1000 pieces (typical)	g	0.65	2	5.5	10	16	29.5	25.5	40.5

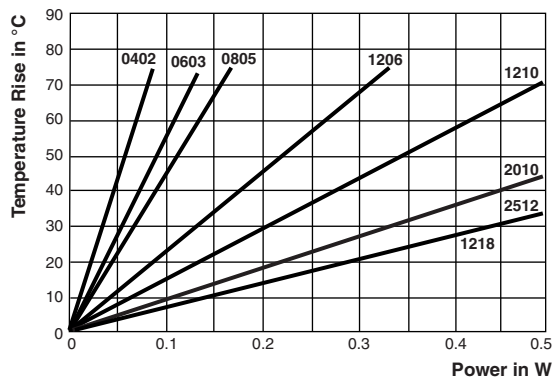
DIMENSIONS



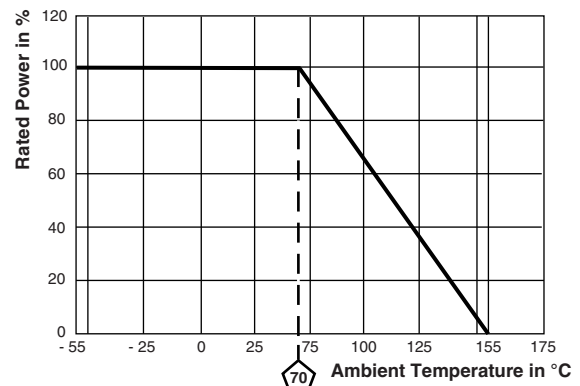
• Surface mount solder profile recommendations: www.vishay.com/doc?31052

MODEL	DIMENSIONS in millimeters										
	L	W	H	T1	T2	REFLOW SOLDERING			WAVE SOLDERING		
						a	b	l	a	b	l
RCWL0402	1.0 ± 0.05	0.5 ± 0.05	0.35 ± 0.05	0.25 ± 0.05	0.2 ± 0.1	0.4	0.6	0.5	0.5	0.6	0.5
RCWL0603	1.55 ^{+0.10} _{-0.05}	0.85 ± 0.1	0.45 ± 0.05	0.3 ± 0.2	0.3 ± 0.2	0.5	0.9	1.0	0.9	0.9	1.0
RCWL0805	2.0 ^{+0.20} _{-0.10}	1.25 ± 0.15	0.45 ± 0.05	0.3 ^{+0.20} _{-0.10}	0.3 ± 0.2	0.7	1.3	1.2	0.9	1.3	1.3
RCWL1206	3.2 ^{+0.10} _{-0.20}	1.6 ± 0.15	0.55 ± 0.05	0.45 ± 0.2	0.4 ± 0.2	0.9	1.7	2.0	1.1	1.7	2.3
RCWL1210	3.2 ± 0.2	2.5 ± 0.2	0.55 ± 0.05	0.45 ± 0.2	0.4 ± 0.2	0.9	2.5	2.0	1.1	2.5	2.2
RCWL1218	3.2 ^{+0.10} _{-0.20}	4.6 ± 0.15	0.55 ± 0.05	0.45 ± 0.2	0.4 ± 0.2	1.05	4.9	1.9	1.25	4.8	1.9
RCWL2010	5.0 ± 0.15	2.5 ± 0.15	0.6 ± 0.1	0.6 ± 0.2	0.6 ± 0.2	1.0	2.5	3.9	1.2	2.5	3.9
RCWL2512	6.3 ± 0.2	3.15 ± 0.15	0.6 ± 0.1	0.6 ± 0.2	0.6 ± 0.2	1.0	3.2	5.2	1.2	3.2	5.2

TEMPERATURE RISE



DERATING





PERFORMANCE		
TEST	CONDITIONS OF TEST	TEST LIMITS
Thermal shock	MIL-STD-202, method 107, -55 °C to +125 °C, 300 cycles at each extreme	± (2.0 % + 0.005 Ω) ΔR
Short time overload	2x rated power; duration according the model	± (0.5 % + 0.005 Ω) ΔR
High temperature exposure	MIL-STD-202, method 108, 1000 h at T = 125 °C, 0 % power	± (2.0 % + 0.005 Ω) ΔR
Temperature cycling	JESD 22, method JA-104, 1000 cycles (-55 °C to +125 °C)	± (2.0 % + 0.005 Ω) ΔR
Biased humidity	MIL-STD-202, method 103, 1000 h 85 °C/85 % RH, 10 % x (P x R) ^{1/2}	± (2.0 % + 0.005 Ω) ΔR
Mechanical shock	MIL-STD-202, method 213, condition C, 10 g's, 6 ms (half sine), 3 directions	± (0.5 % + 0.005 Ω) ΔR
Vibration	MIL-STD-202, method 204, 5 g's, 20 min, 12 cycles, 3 directions, 10 Hz to 2000 Hz	± (0.5 % + 0.005 Ω) ΔR
Operational life	MIL-STD-202, method 108, 1000 h at T = 125 °C at rated power	± (2.0 % + 0.005 Ω) ΔR
Resistance to solder heat	MIL-STD-202, method 210, +260 °C solder, 10 s to 12 s dwell, 25 mm/s emergence	± (1.0 % + 0.005 Ω) ΔR
Moisture resistance	MIL-STD-202, method 106, 0 % power, 7a and 7b not required	± (2.0 % + 0.005 Ω) ΔR

PACKAGING					
MODEL	REEL				
	TAPE WIDTH	DIAMETER	PITCH	PIECES/REEL	CODE
RCWL0402	8 mm/punched paper	180 mm/7"	2 mm	10 000	EA
RCWL0603	8 mm/punched paper	180 mm/7"	4 mm	5000	EA
RCWL0805	8 mm/punched paper	180 mm/7"	4 mm	5000	EA
RCWL1206	8 mm/punched paper	180 mm/7"	4 mm	5000	EA
RCWL1210	12 mm/punched paper	180 mm/7"	4 mm	5000	EA
RCWL1218	12 mm/embossed plastic	180 mm/7"	4 mm	4000	EA
RCWL2010	12 mm/embossed plastic	180 mm/7"	4 mm	4000	EA
RCWL2512	12 mm/embossed plastic	180 mm/7"	8 mm	2000	EA

Note

- Embossed carrier tape per EIA-481-1A



Disclaimer

ALL PRODUCT, PRODUCT SPECIFICATIONS AND DATA ARE SUBJECT TO CHANGE WITHOUT NOTICE TO IMPROVE RELIABILITY, FUNCTION OR DESIGN OR OTHERWISE.

Vishay Intertechnology, Inc., its affiliates, agents, and employees, and all persons acting on its or their behalf (collectively, "Vishay"), disclaim any and all liability for any errors, inaccuracies or incompleteness contained in any datasheet or in any other disclosure relating to any product.

Vishay makes no warranty, representation or guarantee regarding the suitability of the products for any particular purpose or the continuing production of any product. To the maximum extent permitted by applicable law, Vishay disclaims (i) any and all liability arising out of the application or use of any product, (ii) any and all liability, including without limitation special, consequential or incidental damages, and (iii) any and all implied warranties, including warranties of fitness for particular purpose, non-infringement and merchantability.

Statements regarding the suitability of products for certain types of applications are based on Vishay's knowledge of typical requirements that are often placed on Vishay products in generic applications. Such statements are not binding statements about the suitability of products for a particular application. It is the customer's responsibility to validate that a particular product with the properties described in the product specification is suitable for use in a particular application. Parameters provided in datasheets and / or specifications may vary in different applications and performance may vary over time. All operating parameters, including typical parameters, must be validated for each customer application by the customer's technical experts. Product specifications do not expand or otherwise modify Vishay's terms and conditions of purchase, including but not limited to the warranty expressed therein.

Except as expressly indicated in writing, Vishay products are not designed for use in medical, life-saving, or life-sustaining applications or for any other application in which the failure of the Vishay product could result in personal injury or death. Customers using or selling Vishay products not expressly indicated for use in such applications do so at their own risk. Please contact authorized Vishay personnel to obtain written terms and conditions regarding products designed for such applications.

No license, express or implied, by estoppel or otherwise, to any intellectual property rights is granted by this document or by any conduct of Vishay. Product names and markings noted herein may be trademarks of their respective owners.

Mouser Electronics

Authorized Distributor

Click to View Pricing, Inventory, Delivery & Lifecycle Information:

Vishay:

[RCWL0805R200JMTA](#) [RCWL1206R100JMTA](#) [RCWL2512R680JNTA](#) [RCWL2512R430JNTG](#)
[RCWL0805R100JMTA](#) [RCWL1206R240JMTA](#) [RCWL1206R510JNTA](#) [RCWL2512R470JNTA](#) [RCWL2512R510JNTA](#)
[RCWL2512R750JNTA](#) [RCWL0603R180JQEA](#) [RCWL1206R220JMEA](#) [RCWL0603R820JNTA](#) [RCWL0805R680JNTA](#)
[RCWL0805R750JNTA](#) [RCWL1206R180JMTA](#) [RCWL1206R330JMTA](#) [RCWL2512R330JNEA](#) [RCWL0805R820JNTA](#)
[RCWL1206R120JMTA](#) [RCWL0402R220JTEA](#) [RCWL0402R240JTEA](#) [RCWL0402R270JTEA](#) [RCWL0402R300JTEA](#)
[RCWL0402R330JTEA](#) [RCWL0402R360JTEA](#) [RCWL0402R390JTEA](#) [RCWL0402R430JTEA](#) [RCWL0402R470JQEA](#)
[RCWL0402R510JQEA](#) [RCWL0402R560JQEA](#) [RCWL0402R620JQEA](#) [RCWL0402R680JQEA](#) [RCWL0402R750JQEA](#)
[RCWL0402R820JQEA](#) [RCWL0402R910JQEA](#) [RCWL0603R110JQEA](#) [RCWL0603R120JQEA](#)
[RCWL0603R130JQEA](#) [RCWL0603R150JQEA](#) [RCWL0603R160JQEA](#) [RCWL0603R200JQEA](#) [RCWL0603R270JQEA](#)
[RCWL0603R300JQEA](#) [RCWL0603R360JQEA](#) [RCWL0603R390JQEA](#) [RCWL0603R430JQEA](#)
[RCWL0603R510JNEA](#) [RCWL0603R620JNEA](#) [RCWL0603R680JNEA](#) [RCWL0603R910JNEA](#) [RCWL0805R110JMEA](#)
[RCWL0805R120JMEA](#) [RCWL0805R130JMEA](#) [RCWL0805R150JMEA](#) [RCWL0805R160JMEA](#)
[RCWL0805R180JMEA](#) [RCWL0805R220JMEA](#) [RCWL0805R240JMEA](#) [RCWL0805R270JMEA](#) [RCWL0805R330JMEA](#)
[RCWL0805R360JMEA](#) [RCWL0805R390JMEA](#) [RCWL0805R430JMEA](#) [RCWL0805R510JNEA](#)
[RCWL0805R560JNEA](#) [RCWL0805R620JNEA](#) [RCWL0805R750JNEA](#) [RCWL0805R820JNEA](#) [RCWL0805R910JNEA](#)
[RCWL1206R240JMEA](#) [RCWL1206R270JMEA](#) [RCWL1206R300JMEA](#) [RCWL1206R330JMEA](#) [RCWL1206R360JMEA](#)
[RCWL1206R390JMEA](#) [RCWL1206R430JMEA](#) [RCWL1206R470JNEA](#) [RCWL1206R510JNEA](#)
[RCWL1206R560JNEA](#) [RCWL1206R620JNEA](#) [RCWL1206R680JNEA](#) [RCWL1206R750JNEA](#) [RCWL1206R820JNEA](#)
[RCWL1206R910JNEA](#) [RCWL1210R110JNEA](#) [RCWL1210R120JNEA](#) [RCWL1210R130JNEA](#) [RCWL1210R150JNEA](#)
[RCWL1210R160JNEA](#) [RCWL1210R180JNEA](#) [RCWL1210R200JNEA](#) [RCWL1210R220JNEA](#) [RCWL1210R240JNEA](#)
[RCWL1210R270JNEA](#) [RCWL1210R300JNEA](#) [RCWL1210R330JNEA](#) [RCWL1210R360JNEA](#) [RCWL1210R390JNEA](#)
[RCWL1210R430JNEA](#)