


Microwave MLC's



SQCS (0603) SQCF (0805) Ultra Low ESR MLC



FEATURES:

- Low ESR
- High Q
- High Self Resonance
- Capacitance Range 0.1 pF to 240 pF
- EIA Size

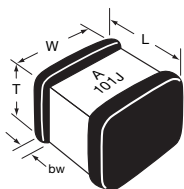
APPLICATIONS:

- RF Power Amplifiers
- Low Noise Amplifiers
- Filter Networks
- Point to Point Radios

HOW TO ORDER

<p>SQ</p> <p>AVX Style</p>	<p>CS</p> <p>Case Size CS = 0603 CF = 0805</p>	<p>V</p> <p>Voltage Code V = 250V</p>	<p>A</p> <p>Temperature Coefficient Code A = 0±30ppm/°C</p>	<p>100</p> <p>Capacitance EIA Capacitance Code in pF. First two digits = significant figures or "R" for decimal place. Third digit = number of zeros or after "R" significant figures.</p>	<p>J</p> <p>Capacitance Tolerance Code A = ±.05 pF B = ±.1 pF C = ±.25 pF D = ±.5 pF F = ±1% G = ±2% J = ±5%</p>	<p>A</p> <p>Failure Rate Code A = Not Applicable</p>	<p>T</p> <p>Termination Style Code **7 = Ag/Ni/Au J = Nickel Barrier Sn/Pb (60/40) **T = 100% Tin (Standard)</p>	<p>1A</p> <p>Packaging Code 1A = 7" Reel Unmarked ME = 7" Reel Marked</p> <p>* Vertical T&R available * 500 piece reels available</p>
-----------------------------------	---	--	--	---	---	---	---	--

****RoHS compliant**



MECHANICAL DIMENSIONS: inches (millimeters)

Case	Length (L)	Width (W)	Thickness (T)	Band Width (bw)
SQCS	.063±.006 (1.60±.152)	.032±.006 (.813±.152)	.030 Max. (.762)	.014±.006 (.357±.152)
SQCF	.079±.008 (2.01±.200)	.049±.008 (1.24±.200)	.045 Max. (1.14)	.014±.006 (.357±.152)

TAPE & REEL: All tape and reel specifications are in compliance with EIA RS481 (equivalent to IEC 286 part 3).

- 8mm carrier
- 7" reel = 4000 pcs (500 piece options)

Not RoHS Compliant



For RoHS compliant products, please select correct termination style.

Microwave MLC's

Low ESR MLC Capacitors



ELECTRICAL SPECIFICATIONS

Temperature Coefficient (TCC)	(A) 0 ± 30 PPM/°C
Operating Temperature	-55°C to +125°C
Quality Factor (Q)	Greater than 10,000 at 1 MHz
Insulation Resistance (IR)	0.1 pF to 240 pF 10 ⁸ Megohms min. @ 25°C at rated WVDC 10 ⁴ Megohms min. @ 125°C at rated WVDC
Working Voltage (WVDC)	See Capacitance Values table
Dielectric Withstanding Voltage (DWW)	250% of rated WVDC for 5 secs
Aging Effects	None
Piezoelectric Effects	None
Capacitance Drift	± (0.02% or 0.02 pF), whichever is greater

ENVIRONMENTAL CHARACTERISTICS

AVX SQ will meet and exceed the requirements of EIA-198, MIL-PRF-55681 and MIL-PRF-123

Thermal Shock	Mil-STD-202, Method 107, Condition A
Moisture Resistance	Mil-STD-202, Method 106
Low Voltage Humidity	Mil-STD-202, Method 103, condition A, with 1.5 VDC applied while subjected to an environment of 85°C with 85% relative humidity for 240 hours
Life Test	Mil-STD-202, Method 108, for 2000 hours at 125°C
Shock	Mil-STD-202, Method 213, Condition J
Vibration	Mil-STD-202, Method 204, Condition B
Immersion	Mil-STD-202, Method 104, Condition B
Salt Spray	Mil-STD-202, Method 101, Condition B
Solderability	Mil-STD-202, Method 208
Terminal Strength	Mil-STD-202, Method 211
Temperature Cycling	Mil-STD-202, Method 102, Condition C
Barometric Pressure	Mil-STD-202, Method 105, Condition B
Resistance to Solder Heat	Mil-STD-202, Method 210, Condition C

Microwave MLC's



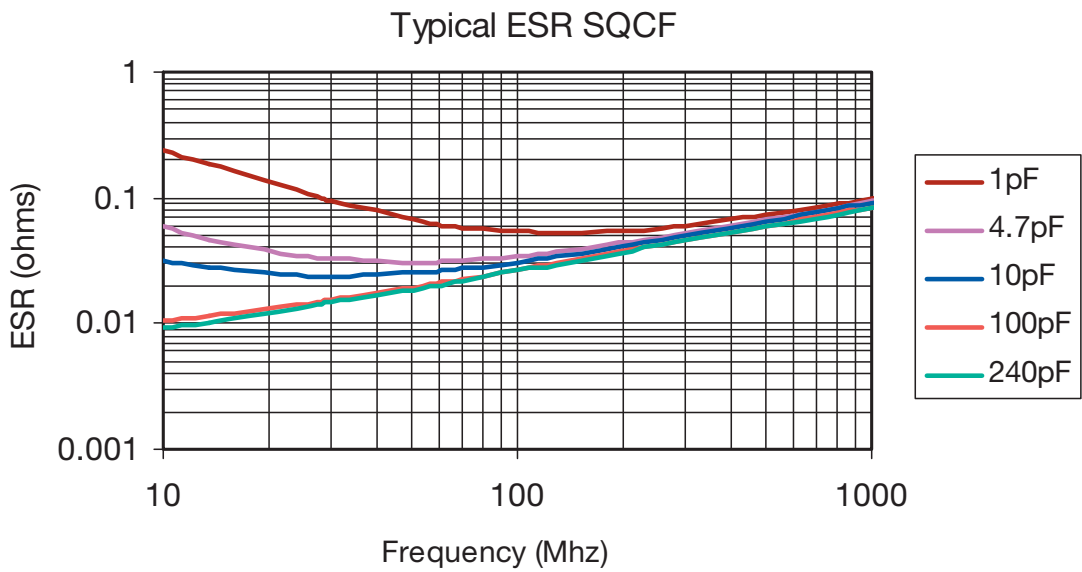
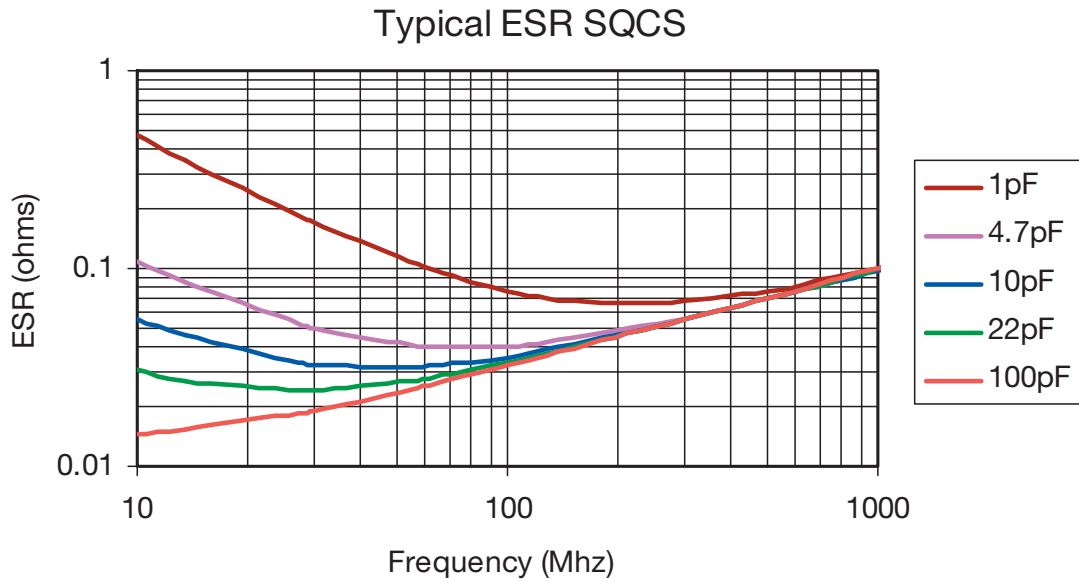
SQ Series Available Capacitance/Size/WVDC/T.C.

TABLE I: TC: A (0±30PPM/°C) CASE SIZE S

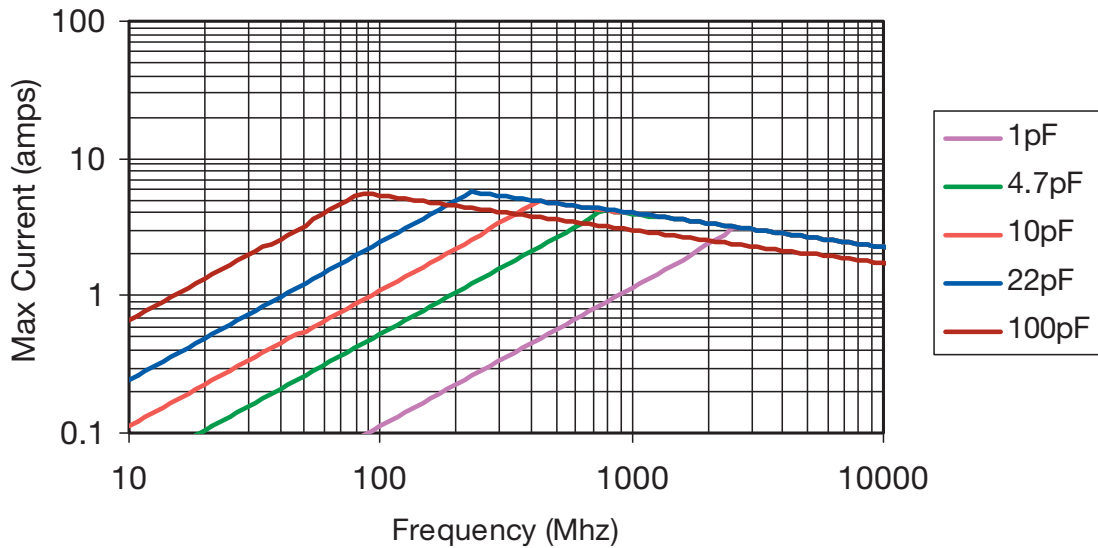
Cap. pF	Cap. Tol.	WVDC	Cap. pF	Cap. Tol.	WVDC	Cap. pF	Cap. Tol.	WVDC
0.1	A, B	250	2.4	A, B, C	250	18	F, G, J	250
0.2	A, B	250	2.7	A, B, C	250	20	F, G, J	250
0.3	A, B	250	3.0	A, B, C	250	22	F, G, J	250
0.4	A, B	250	3.3	A, B, C	250	24	F, G, J	250
0.5	A, B, C	250	3.6	A, B, C	250	27	F, G, J	250
0.6	A, B, C	250	3.9	A, B, C	250	30	F, G, J	250
0.7	A, B, C	250	4.3	A, B, C	250	33	F, G, J	250
0.8	A, B, C	250	4.7	A, B, C	250	36	F, G, J	250
0.9	A, B, C	250	5.1	A, B, C	250	39	F, G, J	250
1.0	A, B, C	250	5.6	A, B, C	250	43	F, G, J	250
1.1	A, B, C	250	6.2	A, B, C	250	47	F, G, J	250
1.2	A, B, C	250	6.8	B, C, D	250	51	F, G, J	250
1.3	A, B, C	250	7.5	B, C, D	250	56	F, G, J	250
1.4	A, B, C	250	8.2	B, C, D	250	62	F, G, J	250
1.5	A, B, C	250	9.1	B, C, D	250	68	F, G, J	250
1.6	A, B, C	250	10	F, G, J	250	75	F, G, J	250
1.7	A, B, C	250	11	F, G, J	250	82	F, G, J	250
1.8	A, B, C	250	12	F, G, J	250	91	F, G, J	250
1.9	A, B, C	250	13	F, G, J	250	100	F, G, J	250
2.0	A, B, C	250	15	F, G, J	250			
2.2	A, B, C	250	16	F, G, J	250			

TABLE II: TC: A (0±30PPM/°C) CASE SIZE F

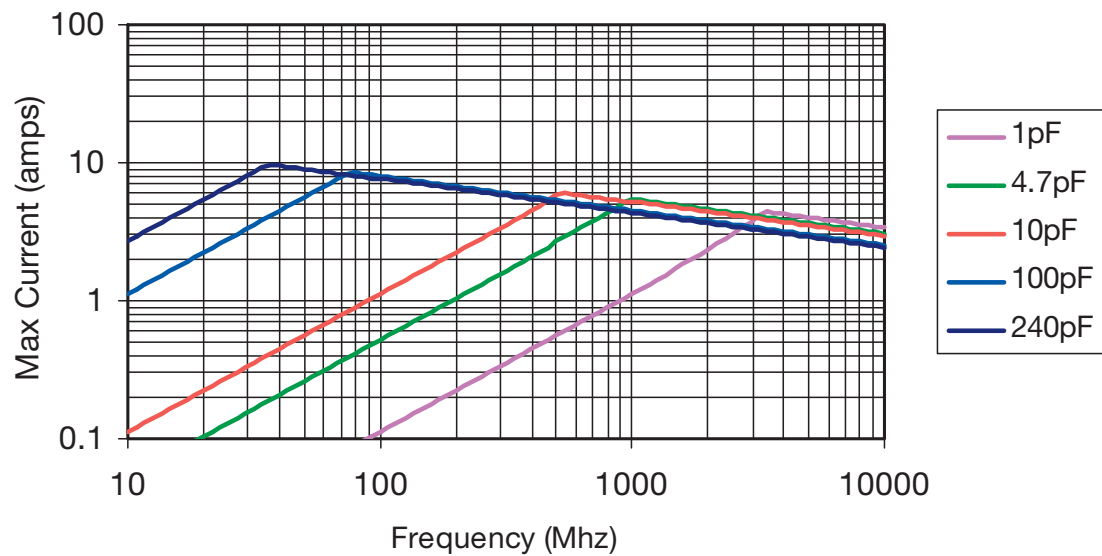
Cap. pF	Cap. Tol.	WVDC	Cap. pF	Cap. Tol.	WVDC	Cap. pF	Cap. Tol.	WVDC	Cap. pF	Cap. Tol.	WVDC
0.1	A, B	250	2.4	A, B, C	250	18	F, G, J	250	150	F, G, J	250
0.2	A, B	250	2.7	A, B, C	250	20	F, G, J	250	180	F, G, J	250
0.3	A, B	250	3.0	A, B, C	250	22	F, G, J	250	200	F, G, J	250
0.4	A, B	250	3.3	A, B, C	250	24	F, G, J	250	220	F, G, J	250
0.5	A, B, C	250	3.6	A, B, C	250	27	F, G, J	250	240	F, G, J	250
0.6	A, B, C	250	3.9	A, B, C	250	30	F, G, J	250			
0.7	A, B, C	250	4.3	A, B, C	250	33	F, G, J	250			
0.8	A, B, C	250	4.7	A, B, C	250	36	F, G, J	250			
0.9	A, B, C	250	5.1	A, B, C	250	39	F, G, J	250			
1.0	A, B, C	250	5.6	A, B, C	250	43	F, G, J	250			
1.1	A, B, C	250	6.2	A, B, C	250	47	F, G, J	250			
1.2	A, B, C	250	6.8	B, C, D	250	51	F, G, J	250			
1.3	A, B, C	250	7.5	B, C, D	250	56	F, G, J	250			
1.4	A, B, C	250	8.2	B, C, D	250	62	F, G, J	250			
1.5	A, B, C	250	9.1	B, C, D	250	68	F, G, J	250			
1.6	A, B, C	250	10	F, G, J	250	75	F, G, J	250			
1.7	A, B, C	250	11	F, G, J	250	82	F, G, J	250			
1.8	A, B, C	250	12	F, G, J	250	91	F, G, J	250			
1.9	A, B, C	250	13	F, G, J	250	100	F, G, J	250			
2.0	A, B, C	250	15	F, G, J	250	110	F, G, J	250			
2.2	A, B, C	250	16	F, G, J	250	120	F, G, J	250			



Max Current SQCS

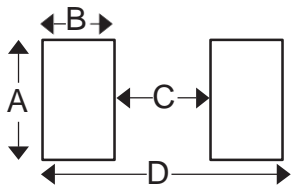
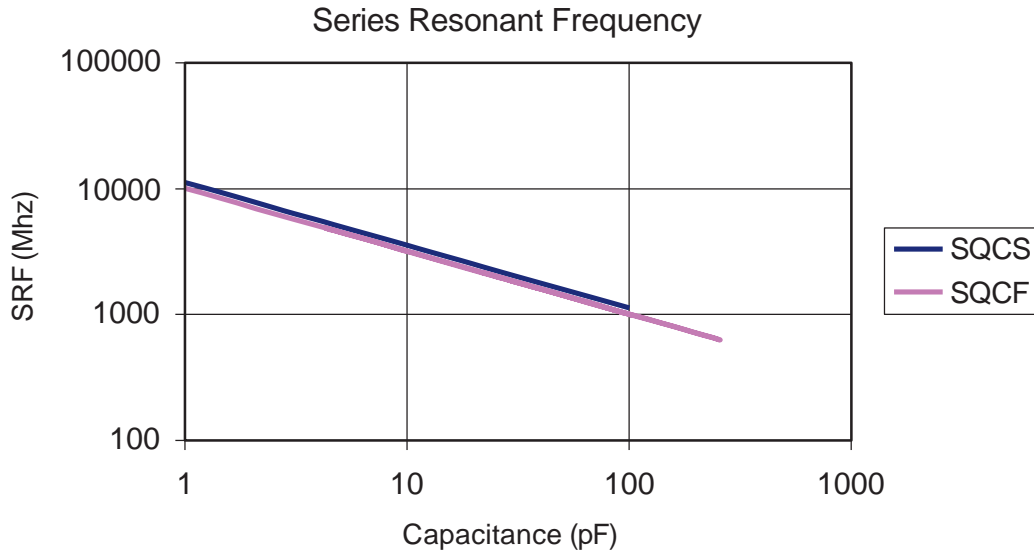


Max Current SQCF



Microwave MLC's

SQCS (0603) SQCF (0805) Ultra Low ESR MLC



MOUNTING PAD DIMENSIONS: inches (millimeters)

Case	A _{min}	B _{min}	C _{min}	D _{min}
SQCA	0.082 (2.083)	0.051 (1.295)	0.032 (0.813)	0.130 (3.302)
SQCB	0.131 (3.327)	0.051 (1.295)	0.074 (1.880)	0.177 (4.496)
SQCS	0.038 (0.965)	0.043 (1.092)	0.025 (0.635)	0.112 (2.845)
SQCF	0.059 (1.499)	0.051 (1.295)	0.024 (0.610)	0.125 (3.175)

SQCS & SQCF ENGINEERING KITS

PN	Series	Diel	Term	Range
Kit SQ1800LF	SQCF	C0G	100% Tin RoHS	.1 to 10pF
Kit SQ1900LF				10 to 240pF
Kit SQ1500LF	SQCS	C0G	100% Tin RoHS	.1 to 10pF
Kit SQ1600LF				10 to 100pF

Tolerance per PF:	
B from .1 to 3.3	J from 10 to 240
C from 3.9 to 8.2	



Mouser Electronics

Authorized Distributor

Click to View Pricing, Inventory, Delivery & Lifecycle Information:

AVX:

[SQCSVA0R2AAT6A](#) [SQCSVA0R5AAT6A](#) [SQCSVA0R5BAT6A](#) [SQCSVA100FAT6A](#) [SQCSVA1R0BAT6A](#)
[SQCSVA2R2BAT6A](#) [SQCSVA4R7BAT6A](#) [SQCSVA130FAJ1A](#) [SQCSVA220GAJ1A](#) [SQCSVA330GAJ1A](#)
[SQCSVA4R7CAJ1A](#) [SQCSVA0R2BA16A](#) [SQCFVA3R9CAT1A](#) [SQCFVA3R9CATME](#) [SQCSVA9R1CAT1A](#)
[SQCSVA5R1CATME](#) [SQCSVA6R2CAT1A](#) [SQCSVA8R2CATME](#) [SQCFVA241FAT1A](#) [SQCFVA221FAT1A](#)
[SQCFVA3R3BAT1A](#) [SQCFVA0R3BATME](#) [SQCFVA1R3BAT1A](#) [SQCFVA0R3BAT1A](#) [SQCFVA3R3BATME](#)
[SQCSVA1R1BATME](#) [SQCSVA0R1BATME](#) [SQCSVA470GAT1A](#) [SQCSVA6R8CATME](#) [SQCSVA820GAT1A](#)
[SQCFVA5R1AAT1A](#) [SQCSVA200GAT1A](#) [SQCSVA110GAT1A](#) [SQCSVA160GAT1A](#) [SQCSVA560GAT1A](#)
[SQCSVA330GAT1A](#) [SQCSVA270JATME](#) [SQCSVA220JATME](#) [SQCSVA200JATME](#) [SQCSVA240JATME](#)
[SQCSVA620JATME](#) [SQCSVA160JAT1A](#) [SQCSVA820JATME](#) [SQCSVA470JATME](#) [SQCSVA560JATME](#)
[SQCSVA150JATME](#) [SQCSVA100JATME](#) [SQCSVA120JATME](#) [SQCSVA620JAT1A](#) [SQCSVA330JATME](#)
[SQCSVA300JATME](#) [SQCSVA4R3AAT1A](#) [SQCSVA3R3AAT1A](#) [SQCSVA3R9AAT1A](#) [SQCSVA0R9AAT1A](#)
[SQCSVA220JAH1A](#) [SQCFVA120GAT1A](#) [SQCSVA2R4AAT1A](#) [SQCSVA1R6BATME](#) [SQCSVA5R6BATME](#)
[SQCSVA1R6BAT1A](#) [SQCSVA3R6BAT1A](#) [SQCSVA0R6BATME](#) [SQCFVA181JAT1A](#) [SQCFVA181JATME](#)
[SQCFVA8R2CAT1A](#) [SQCFVA6R2CAT1A](#) [SQCFVA8R2CATME](#) [SQCFVA6R8CAT1A](#) [SQCFVA6R8CATME](#)
[SQCSVA150GAJ1A](#) [SQCFVA200JAT1A](#) [SQCFVA240JAT1A](#) [SQCFVA220JAT1A](#) [SQCFVA270JAT1A](#)
[SQCFVA560JATME](#) [SQCFVA120JATME](#) [SQCFVA100JATME](#) [SQCFVA150JATME](#) [SQCFVA680FATME](#)
[SQCFVA300JATME](#) [SQCFVA330JATME](#) [SQCFVA470JAT1A](#) [SQCFVA820JAT1A](#) [SQCFVA820JATME](#)
[SQCFVA470JATME](#) [SQCFVA330JAT1A](#) [SQCFVA300JAT1A](#) [SQCFVA360JAT1A](#) [SQCFVA120JAT1A](#)
[SQCFVA180FATME](#) [SQCFVA100JAT1A](#) [SQCFVA150JAT1A](#) [SQCFVA680FAT1A](#) [SQCSVA110JAJME](#)
[SQCFVA560JAT1A](#) [SQCFVA200JATME](#) [SQCFVA240JATME](#) [SQCFVA220JATME](#) [SQCFVA270JATME](#)