

## 30A, 100V Dual Common Cathode Schottky Rectifier

### FEATURES

- Low power loss, high efficiency
- Guardring for overvoltage protection
- High surge current capability
- Compliant to RoHS Directive 2011/65/EU and in accordance to WEEE 2002/96/EC
- Halogen-free according to IEC 61249-2-21

### MECHANICAL DATA

**Case:** TO-220AB

Molding compound, UL flammability classification rating 94V-0

Part no. with suffix "H" means AEC-Q101 qualified

Packing code with suffix "G" means green compound (halogen-free)


**Terminal:** Matte tin plated leads, solderable per JESD22-B102

Meet JESD 201 class 2 whisker test

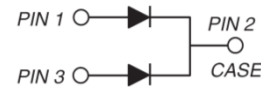
**Polarity:** As marked

**Mounting torque:** 5 in-lbs maximum

**Weight:** 1.9 g (approximately)



**TO-220AB**



MAXIMUM RATINGS AND ELECTRICAL CHARACTERISTICS (T <sub>A</sub> =25°C unless otherwise noted)			
PARAMETER	SYMBOL	MBR30H100CT	UNIT
Maximum repetitive peak reverse voltage	V <sub>RRM</sub>	100	V
Maximum RMS voltage	V <sub>RMS</sub>	70	V
Maximum DC blocking voltage	V <sub>DC</sub>	100	V
Maximum average forward rectified current	I <sub>F(AV)</sub>	30	A
Peak repetitive forward current (Rated V <sub>R</sub> , square wave, 20KHz)	I <sub>FRM</sub>	30	A
Peak forward surge current, 8.3 ms single half sine-wave superimposed on rated load	I <sub>FSM</sub>	150	A
Peak repetitive reverse surge current (Note 1)	I <sub>RRM</sub>	1	A
Maximum instantaneous forward voltage (Note 2) I <sub>F</sub> =15A, T <sub>J</sub> =25°C I <sub>F</sub> =15A, T <sub>J</sub> =125°C I <sub>F</sub> =30A, T <sub>J</sub> =25°C I <sub>F</sub> =30A, T <sub>J</sub> =125°C	V <sub>F</sub>	0.85 0.75 0.98 0.85	V
Maximum reverse current @ rated V <sub>R</sub> T <sub>J</sub> =25 °C T <sub>J</sub> =125 °C	I <sub>R</sub>	10 2	μA mA
Voltage rate of change (Rated V <sub>R</sub> )	dV/dt	10000	V/μs
Typical thermal resistance	R <sub>θJC</sub>	2	°C/W
Operating junction temperature range	T <sub>J</sub>	- 55 to +175	°C
Storage temperature range	T <sub>STG</sub>	- 55 to +175	°C

Note 1: tp = 2.0 μs, 1.0KHz

Note 2: Pulse test with PW=300μs, 1% duty cycle

ORDERING INFORMATION					
PART NO.	PART NO. SUFFIX	PACKING CODE	PACKING CODE SUFFIX (*)	PACKAGE	PACKING
MBR30H100CT	H	C0	G	TO-220AB	50 / Tube

\*: Optional available

EXAMPLE					
PREFERRED P/N	PART NO.	PART NO. SUFFIX	PACKING CODE	PACKING CODE SUFFIX	DESCRIPTION
MBR30H100CTHC0G	MBR30H100CT	H	C0	G	AEC-Q101 qualified Green compound

## RATINGS AND CHARACTERISTICS CURVES

( $T_A=25^{\circ}\text{C}$  unless otherwise noted)

FIG.1 FORWARD CURRENT DERATING CURVE

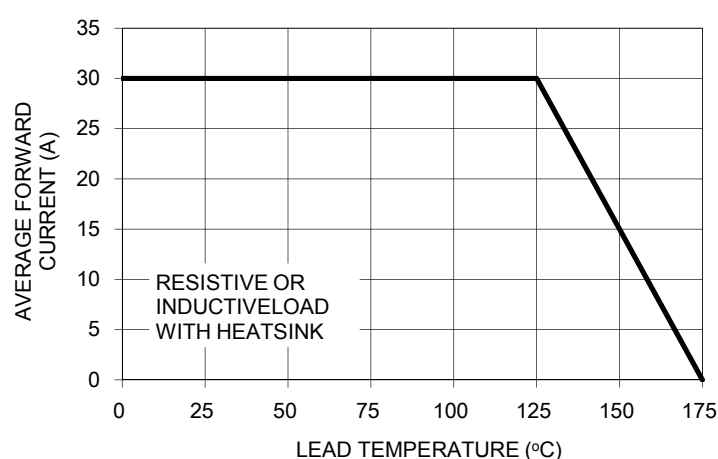


FIG. 2 MAXIMUM FORWARD SURGE CURRENT PER LEG

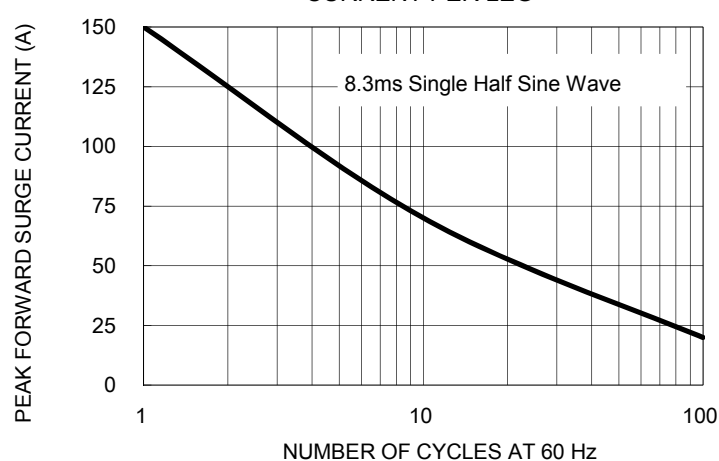


FIG. 3 TYPICAL FORWARD CHARACTERISTICS PER LEG

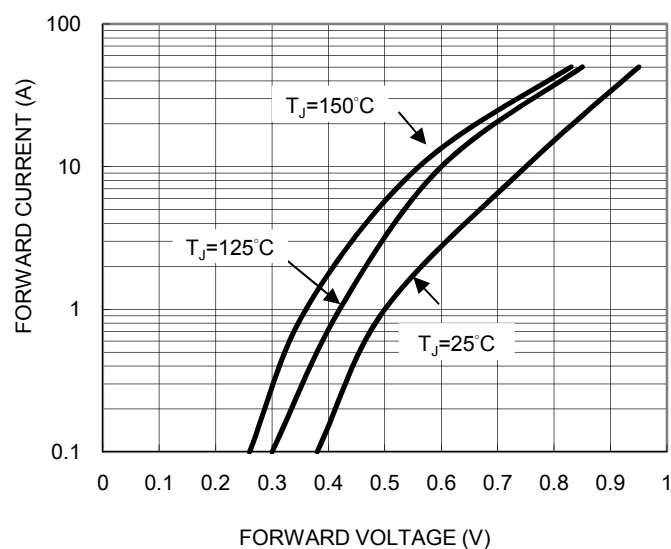


FIG. 4 TYPICAL REVERSE CHARACTERISTICS PER LEG

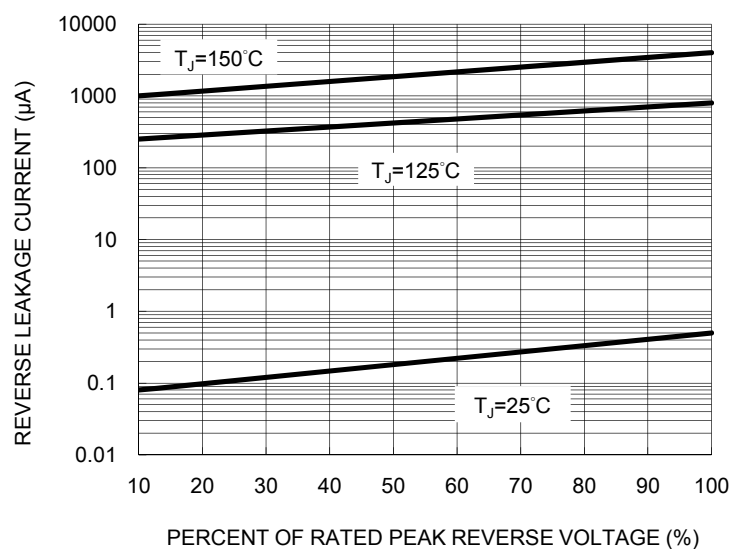


FIG. 5 TYPICAL JUNCTION CAPACITANCE PER LEG

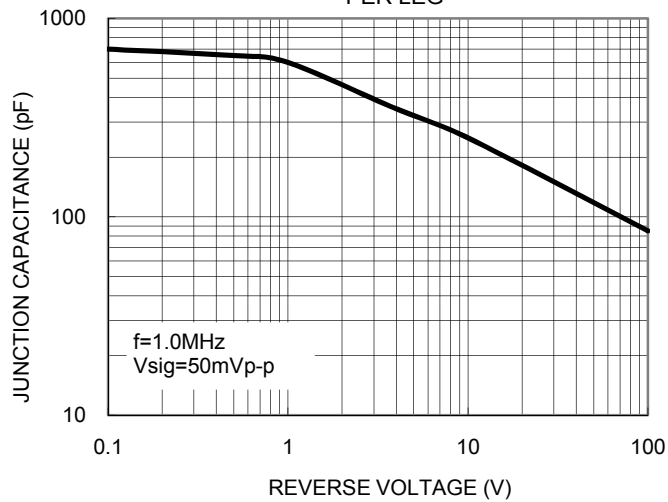
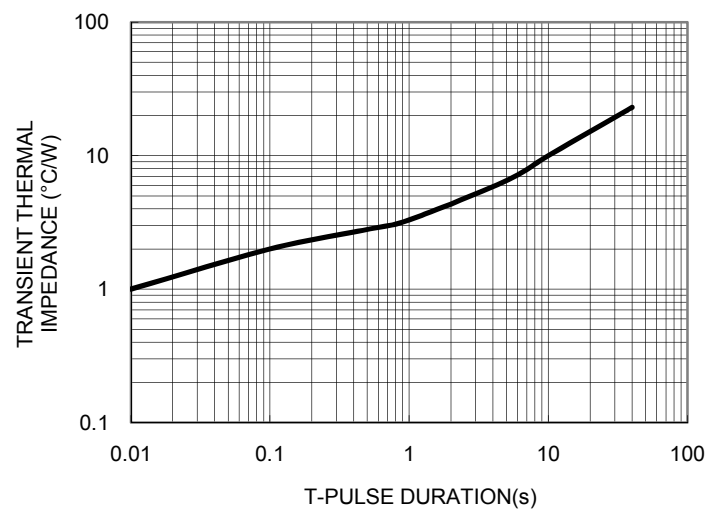
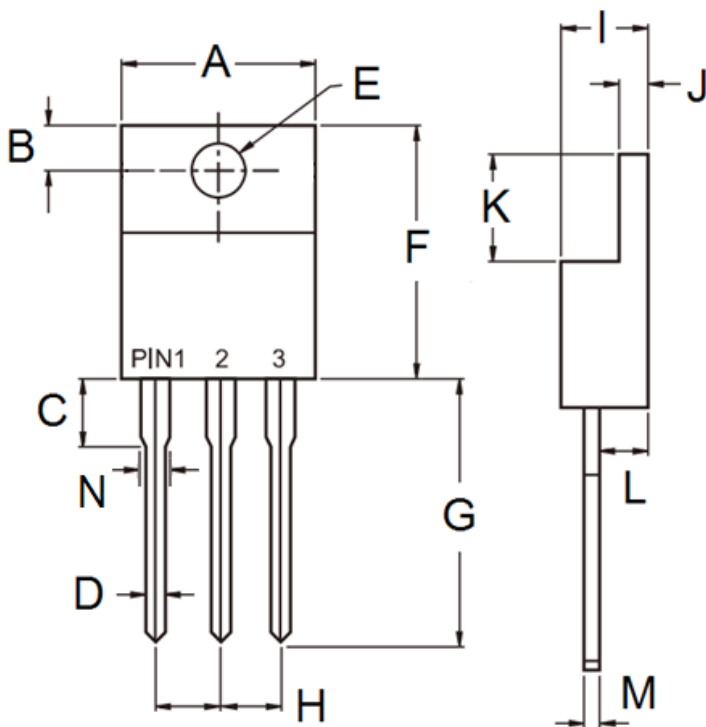


FIG. 6 TYPICAL TRANSIENT THERMAL IMPEDANCE PER LEG



## PACKAGE OUTLINE DIMENSIONS

### TO-220AB



DIM.	Unit (mm)		Unit (inch)	
	Min	Max	Min	Max
A	-	10.50	-	0.413
B	2.62	3.44	0.103	0.135
C	2.80	4.20	0.110	0.165
D	0.68	0.94	0.027	0.037
E	3.54	4.00	0.139	0.157
F	14.60	16.00	0.575	0.630
G	13.19	14.79	0.519	0.582
H	2.41	2.67	0.095	0.105
I	4.42	4.76	0.174	0.187
J	1.14	1.40	0.045	0.055
K	5.84	6.86	0.230	0.270
L	2.20	2.80	0.087	0.110
M	0.35	0.64	0.014	0.025

## MARKING DIAGRAM



P/N = Specific Device Code  
G = Green Compound  
YWW = Date Code  
F = Factory Code

### Notice

Specifications of the products displayed herein are subject to change without notice. TSC or anyone on its behalf, assumes no responsibility or liability for any errors or inaccuracies.

Information contained herein is intended to provide a product description only. No license, express or implied, to any intellectual property rights is granted by this document. Except as provided in TSC's terms and conditions of sale for such products, TSC assumes no liability whatsoever, and disclaims any express or implied warranty, relating to sale and/or use of TSC products including liability or warranties relating to fitness for a particular purpose, merchantability, or infringement of any patent, copyright, or other intellectual property right.

The products shown herein are not designed for use in medical, life-saving, or life-sustaining applications. Customers using or selling these products for use in such applications do so at their own risk and agree to fully indemnify TSC for any damages resulting from such improper use or sale.

# Mouser Electronics

Authorized Distributor

Click to View Pricing, Inventory, Delivery & Lifecycle Information:

Taiwan Semiconductor:

[MBR30H100CT C0](#) [MBR30H100CTHC0](#)