

Network cable - NBC-FSBPXS/1,0-94F/R4AC-10G - 1412315


Please be informed that the data shown in this PDF Document is generated from our Online Catalog. Please find the complete data in the user's documentation. Our General Terms of Use for Downloads are valid (<http://phoenixcontact.com/download>)



Assembled Ethernet cable, CAT6_A, shielded, 4-pair, M12 flush-type socket, rear/screw mounting with M16 thread to RJ45/IP20 connector, length: 1 m



Key Commercial Data

| | |
|------------------------|---|
| Packing unit | 1 pc |
| Minimum order quantity | 10 pc |
| GTIN |  4 046356 953566 |
| GTIN | 4046356953566 |

Technical data

Ambient conditions

| | |
|---------------------------------|----------------------------------|
| Degree of protection | IP67 (M12 socket) |
| | IP20 (RJ45 connector) |
| Ambient temperature (operation) | -25 °C ... 60 °C (Plug / socket) |

General data

| | |
|---------------------------------------|----------------|
| Rated current at 40°C | 0.5 A |
| Rated voltage | 48 V |
| Number of positions | 8 |
| Alternative short product description | Ethernet cable |
| Rated voltage (III/3) | 72 V (DC) |
| Contact material | CuZn |
| Contact carrier material | PPA |
| Contact surface material | gold-plated |

Characteristics head 1

| | |
|--------|----------|
| Coding | X (Data) |
|--------|----------|

Network cable - NBC-FSBPXS/1,0-94F/R4AC-10G - 1412315

Technical data

Cable

| | |
|---|--|
| Cable type | Ethernet 10 Gbit |
| Cable type (abbreviation) | 94F |
| UL AWM style | 20963 (80°C/30 V) |
| Signal type/category | Ethernet CAT6 _A , 10 Gbps |
| Cable structure | 4x2xAWG26/7; S/FTP |
| Conductor cross section | 4x 2x 0.14 mm ² |
| AWG signal line | 26 |
| Conductor structure signal line | 7x 0.16 mm |
| Core diameter including insulation | 1.04 mm |
| Wire colors | white/blue-blue, white/orange-orange, white/green-green, white/brown-brown |
| Twisted pairs | 2 cores to the pair |
| Type of pair shielding | Aluminum-lined foil |
| Overall twist | 4 pairs for core |
| Shielding | Tinned copper braided shield |
| Optical shield covering | 70 % |
| External sheath, color | water blue RAL 5021 |
| Outer sheath thickness | 0.65 mm |
| External cable diameter D | 6.4 mm ±0.2 mm |
| Minimum bending radius, fixed installation | 4 x D |
| Minimum bending radius, flexible installation | 8 x D |
| Tensile strength GRP | ≤ 100 N |
| Cable weight | 42 kg/km |
| Outer sheath, material | PUR |
| Material conductor insulation | Foamed PE |
| Conductor material | Bare Cu litz wires |
| Insulation resistance | ≥ 500 MΩ*km |
| Loop resistance | ≤ 290.00 Ω/km |
| Cable capacity | 47 nF/km |
| Wave impedance | 100 Ω ±5 Ω (at 100 MHz) |
| Near end crosstalk attenuation (NEXT) | 75.3 dB (with 1 MHz) |
| | 66.3 dB (at 4 MHz) |
| | 61.8 dB (at 8 MHz) |
| | 60.3 dB (at 10 MHz) |
| | 57.2 dB (at 16 MHz) |
| | 55.8 dB (at 20 MHz) |
| | 54.3 dB (at 25 MHz) |
| | 52.8 dB (at 31.25 MHz) |
| | 48.4 dB (at 62.5 MHz) |
| | 45.3 dB (at 100 MHz) |
| | 40.8 dB (at 200 MHz) |

Network cable - NBC-FSBPXS/1,0-94F/R4AC-10G - 1412315

Technical data

Cable

| | |
|--|------------------------|
| | 39.3 dB (at 250 MHz) |
| | 38.1 dB (at 300 MHz) |
| | 36.3 dB (at 400 MHz) |
| | 34.8 dB (at 500 MHz) |
| Power-summated near end crosstalk attenuation (PSNEXT) | 72.3 dB (with 1 MHz) |
| | 63.3 dB (at 4 MHz) |
| | 58.8 dB (at 8 MHz) |
| | 57.3 dB (at 10 MHz) |
| | 54.2 dB (at 16 MHz) |
| | 52.8 dB (at 20 MHz) |
| | 51.3 dB (at 25 MHz) |
| | 49.9 dB (at 31.25 MHz) |
| | 45.4 dB (at 62.5 MHz) |
| | 42.3 dB (at 100 MHz) |
| | 37.8 dB (at 200 MHz) |
| | 36.3 dB (at 250 MHz) |
| | 35.1 dB (at 300 MHz) |
| | 33.3 dB (at 400 MHz) |
| | 31.8 dB (at 500 MHz) |
| Attenuation | 3.1 dB (with 1 MHz) |
| | 5.7 dB (at 4 MHz) |
| | 8 dB (at 8 MHz) |
| | 8.9 dB (at 10 MHz) |
| | 11.2 dB (at 16 MHz) |
| | 12.6 dB (at 20 MHz) |
| | 14.1 dB (at 25 MHz) |
| | 15.8 dB (at 31.25 MHz) |
| | 22.5 dB (at 62.5 MHz) |
| | 28.7 dB (at 100 MHz) |
| | 41.4 dB (at 200 MHz) |
| | 46.6 dB (at 250 MHz) |
| | 51.4 dB (at 300 MHz) |
| | 60.1 dB (at 400 MHz) |
| | 67.9 dB (at 500 MHz) |
| Return loss (RL) | 20 dB (with 1 MHz) |
| | 23 dB (at 4 MHz) |
| | 24.5 dB (at 8 MHz) |
| | 25 dB (at 10 MHz) |
| | 25 dB (at 16 MHz) |
| | 25 dB (at 20 MHz) |

Network cable - NBC-FSBPXS/1,0-94F/R4AC-10G - 1412315

Technical data

Cable

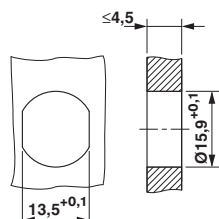
| | |
|---|---|
| | 24.2 dB (at 25 MHz) |
| | 23.3 dB (at 31.25 MHz) |
| | 20.7 dB (at 62.5 MHz) |
| | 19 dB (at 100 MHz) |
| | 16.4 dB (at 200 MHz) |
| | 15.6 dB (at 250 MHz) |
| | 15.6 dB (at 300 MHz) |
| | 15.6 dB (at 400 MHz) |
| | 15.6 dB (at 500 MHz) |
| Signal runtime | 5.13 ns/m |
| Shield attenuation | ≥ 80 dB (at 30 ... 100 MHz) |
| Nominal voltage, cable | ≤ 100 V |
| Test voltage Core/Core | 700 V (50 Hz, 1 min.) |
| Test voltage Core/Shield | 700 V (50 Hz, 1 min.) |
| Flame resistance | according to IEC 60332-1-2 |
| Halogen-free | according to IEC 60754-1 |
| Resistance to oil | in accordance with DIN EN 60811-2-1 |
| Ambient temperature (operation) | -40 °C ... 80 °C (cable, fixed installation) |
| | -20 °C ... 80 °C (cable, flexible installation) |
| Ambient temperature (installation) | -20 °C ... 80 °C |
| Ambient temperature (storage/transport) | -20 °C ... 80 °C |

Environmental Product Compliance

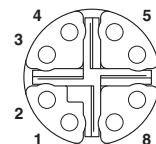
| | |
|------------|---|
| China RoHS | Environmentally Friendly Use Period = 50 |
| | For details about hazardous substances go to tab "Downloads", Category "Manufacturer's declaration" |

Drawings

Dimensional drawing



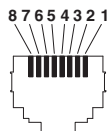
Schematic diagram



M12 socket pin assignment, 8-pos, view of socket side

Network cable - NBC-FSBPXS/1,0-94F/R4AC-10G - 1412315

Schematic diagram



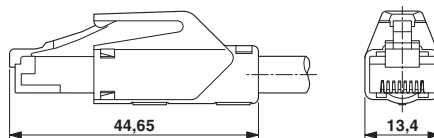
Connector pin assignment plug RJ45

Cable cross section



Ethernet 10 Gbit [94F]

Dimensional drawing



RJ45 connector, IP20

Approvals

Approvals

Approvals

EAC

Ex Approvals

Approval details

| | | |
|-----|--|---------|
| EAC | | B.00767 |
|-----|--|---------|