

HTMS-110-03-L-D-RA

HTMS-107-01-G-S

TMS-132-51-G-S

TMS-110-02-G-D

(1.27 mm) .050"

TMS, HTMS, SNM SERIES

# THROUGH-HOLE MICRO HEADER

## SPECIFICATIONS

For complete specifications see [www.samtec.com?TMS](http://www.samtec.com?TMS), [www.samtec.com?HTMS](http://www.samtec.com?HTMS) or [www.samtec.com?SNM](http://www.samtec.com?SNM)

**Insulator Material (TMS):** Black Liquid Crystal Polymer

**Insulator Material (SNM):** Black Glass Filled Polyester

**Terminal Material:** Phosphor Bronze

**Plating:**

Au or Sn over  
50  $\mu$ " (1.27  $\mu$ m) Ni

**Current Rating:**

5 A per pin  
(2 pins powered)

TMS mated with SMS

**Operating Temp Range:**

-55 °C to +105 °C with Tin;  
-55 °C to +125 °C with Gold

**Lead Size accepted (SNM):**  
(0.46 mm) .018" SQ

**Insertion Depth (SNM):**  
(3.43 mm) .135" minimum

**Max Processing Temp (SNM):**  
Not recommended for IR/VP

**RoHS Compliant:**

Yes

### Important Note:

Style -02 does not mate with SMS Series.

## PROCESSING

**Lead-Free Solderable:**

Yes

## RECOGNITIONS

For complete scope of recognitions see [www.samtec.com/quality](http://www.samtec.com/quality)



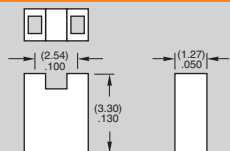
FILE NO. E111594

## ALSO AVAILABLE (MOQ Required)

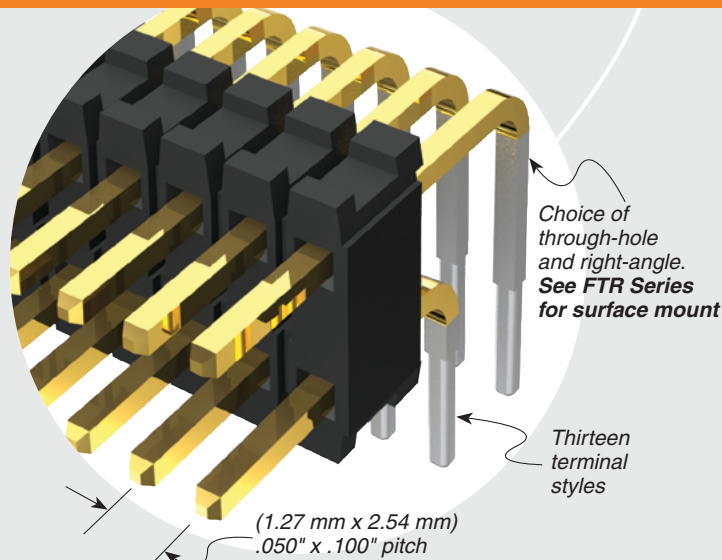
- Other platings

Mates with:  
SMS, SLM, RSM

## MICRO SHUNT SNM SERIES



Part No.	Plating
SNM-100-BK-T	Tin
SNM-100-BK-G	10 $\mu$ " (0.25 $\mu$ m) Gold



TYPE STRIP

1

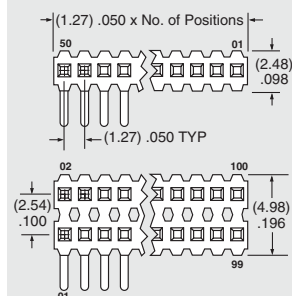
NO. PINS PER ROW

LEAD STYLE

PLATING OPTION

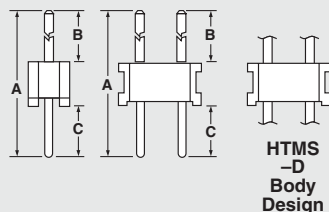
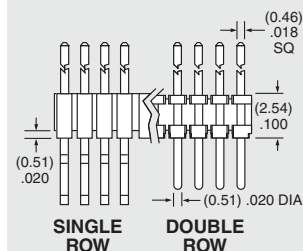
ROW OPTION

OPTION

TMS  
= StandardHTMS  
= High Temp01  
thru  
50Specify  
LEAD  
STYLE  
from  
chart-L  
= 10  $\mu$ "  
(0.25  $\mu$ m)  
Gold on post,  
Matte Tin  
on tail-G  
= 10  $\mu$ "  
(0.25  $\mu$ m)  
Gold on post,  
Gold flash  
on tail-S  
= Single  
Row-D  
= Double  
Row-RA  
= Right-  
angle-“XXX”  
= Polarized  
Position  
(Specify  
position of  
omitted pin)

T/H LEAD STYLE	A	B	C
-01	(11.43) .450	(5.84) .230	(3.05) .120
-02	(8.13) .320	(2.54) .100	
-21	(12.83) .505	(5.84) .230	(4.45) .175
-51	(10.41) .410	(4.83) .190	
-52	(10.80) .425	(5.21) .205	
-53	(12.83) .505	(7.24) .285	
-54	(14.10) .555	(8.51) .335	
-55	(15.49) .610	(9.91) .390	
-56	(15.88) .625	(10.29) .405	
-57	(16.51) .650	(10.92) .430	
-58	(17.91) .705	(12.32) .485	
-59	(19.18) .755	(13.59) .535	
-60	(20.96) .825	(15.37) .605	

RA LEAD STYLE	B
-01	(5.84) .230
-02	(2.54) .100
-03	(3.18) .125



**Note:** Some lengths, styles and options are non-standard, non-returnable.

Due to technical progress, all designs, specifications and components are subject to change without notice.

[WWW.SAMTEC.COM](http://WWW.SAMTEC.COM)

All parts within this catalog are built to Samtec's specifications.

Customer specific requirements must be approved by Samtec and identified in a Samtec customer-specific drawing to apply.

# Mouser Electronics

Authorized Distributor

Click to View Pricing, Inventory, Delivery & Lifecycle Information:

[Samtec:](#)

[TMS-101-53-L-D](#)