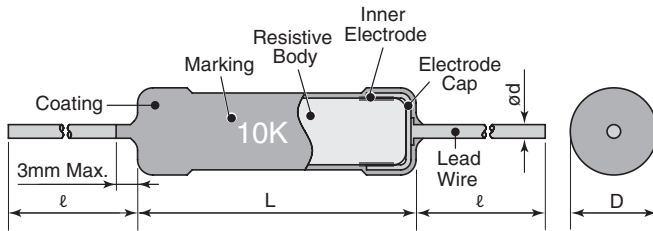


features

- KOA original bulk ceramic resistors
- Excellent in anti-pulse characteristics
- Higher reliability against disconnection compared to wirewound resistors and film resistors
- Products with lead-free terminations meet EU RoHS requirements. RoHS regulation is not intended for Pb-glass contained in the electrode.
- Non-inductive resistors
- AEC-Q200 Qualified

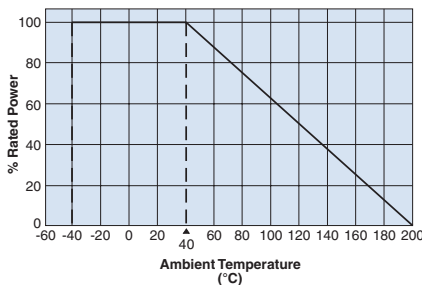
dimensions and construction



Type	Dimensions inches (mm)			
	L	D	d (nom.)	I*
HPC1/2	.433±.039 (11.0±2.0)	.138±.039 (3.5±1.0)	.031 (0.8)	1.50±.118 (38.0±3.0)
HPC1	0.630±.039 (16.0±2.0)	.177±.039 (4.5±1.0)		
HPC2	.827±.039 (21.0±2.0)	.197±.039 (5.0±1.0)		
HPC3	1.02±.039 (26.0±2.0)	.236±.039 (6.0±1.0)	.039 (1.0)	
HPC4	1.50±.039 (38.0±2.0)	.276±.039 (7.0±1.0)		
HPC5	1.73±.039 (44.0±2.0)	.295±.039 (7.5±1.0)		

* Lead length changes depending on taping type

Derating Curve



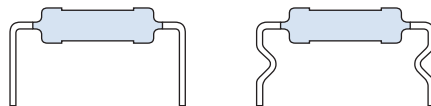
For resistors operated at an ambient temperature of 40°C or above, a power rating shall be derated in accordance with the derating curve.

ordering information

HPC	1/2	C	T631	R	103	K
Type	Power Rating	Termination Material	Taping	Packaging	Nominal Resistance	Tolerance
HPC	1/2: 0.5W 1: 1W 2: 2W 3: 3W 4: 4W 5: 5W	C: SnCu	1/2: T52 1: T631	A: Ammo R: Reel	2 significant figures + 1 multiplier	K: ±10% M: ±20%

taping

Type	Axial Taping	
	T52	T631
HPC1/2	○	—
HPC1	—	○



Contact us for lead forming details.

For further information on packaging, please refer to Appendix C.

Specifications given herein may be changed at any time without prior notice. Please confirm technical specifications before you order and/or use.

10/29/18

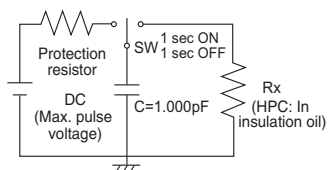
applications and ratings

Part Designation	Power Rating @ 40°C	Resistance Range (Ω)		T.C.R. (x10 ⁻⁶ /K)	Maximum Working Voltage	Maximum Overload Voltage	Rated Ambient Temp.	Operating Temp. Range
		K: ±10% E-12	M: ±20% E-6					
HPC1/2	0.5W	10 - 390K	3.3 - 330K	-500 ~ -1300: 3.3Ω≤R<10Ω	200V	400V	+40°C	-40°C to +200°C
HPC1	1.0W			-600 ~ -1500: 10Ω≤R<100Ω	300V	600V		
HPC2	2.0W			-700 ~ -1800: 100Ω≤R<1kΩ	400V	800V		
HPC3	3.0W			-900 ~ -1900: 1kΩ≤R<100kΩ	450V	900V		
HPC4	4.0W			-900 ~ -2000: 100kΩ≤R<200kΩ	500V	1000V		
HPC5	5.0W			-900 ~ -2200: 200kΩ≤R<390kΩ	550V	1100V		

Rated voltage = $\sqrt{\text{Power Rating} \times \text{Resistance Value}}$ or Max. working voltage, whichever is lower

environmental applications

Performance Characteristics

Parameter	Requirement $\Delta R \pm(\% + 0.05\Omega)$		Test Method																												
	Limit	Typical																													
Resistance	Within regulated to tolerance	—	Resistance 3.3Ω≤R<10Ω 10Ω≤R<100Ω 100Ω≤R<390kΩ	Measurement voltage 0.3V 1.0V 3.0V																											
T.C.R	-500~-1300:3.3Ω≤R<10Ω -600~-1500:10Ω≤R<100Ω -700~-1800:100Ω≤R<1kΩ -900~-1900:1kΩ≤R<100kΩ -900~-2000:100kΩ≤R<200kΩ -900~-2200:200kΩ≤R<390kΩ	—	+25°C/-40°C and +25°C/+125°C																												
Voltage Coefficient (Apply for over 1kΩ)	0~-0.2%/V (HPC1/2) 0~-0.1%/V (HPC1) 0~-0.05%/V (HPC2,3,4,5)	—	Rated voltage and rated voltage x 10%																												
Overload	2%	0.4%	Rated voltage x 2.5 or maximum overload voltage for 5s, whichever less																												
Resistance to pulse	Refer to the table on the right	—	<p>The resistor mounted to the test circuit as below is applied with high voltage impulse 10,000 cycles.</p> <table border="1"> <thead> <tr> <th>Type</th> <th>Test Voltage</th> <th>Performance Requirements $\Delta R \pm(\% + 0.05\Omega)$</th> </tr> </thead> <tbody> <tr> <td rowspan="3">HPC1/2</td> <td>8kV:3.3Ω≤R<30kΩ</td> <td>5</td> </tr> <tr> <td>8kV:30kΩ≤R<390kΩ</td> <td>10</td> </tr> <tr> <td>5kV:30kΩ≤R<390kΩ</td> <td>5</td> </tr> <tr> <td rowspan="3">HPC1</td> <td>15kV:3.3Ω≤R<30kΩ</td> <td>5</td> </tr> <tr> <td>15kV:30kΩ≤R<390kΩ</td> <td>10</td> </tr> <tr> <td>7kV:30kΩ≤R<390kΩ</td> <td>5</td> </tr> <tr> <td rowspan="3">HPC2</td> <td>25kV:3.3Ω≤R<30kΩ</td> <td>5</td> </tr> <tr> <td>25kV:30kΩ≤R<390kΩ</td> <td>10</td> </tr> <tr> <td>15kV:30kΩ≤R<390kΩ</td> <td>5</td> </tr> <tr> <td>HPC3 HPC4 HPC5</td> <td>25kV</td> <td>5</td> </tr> </tbody> </table>	Type	Test Voltage	Performance Requirements $\Delta R \pm(\% + 0.05\Omega)$	HPC1/2	8kV:3.3Ω≤R<30kΩ	5	8kV:30kΩ≤R<390kΩ	10	5kV:30kΩ≤R<390kΩ	5	HPC1	15kV:3.3Ω≤R<30kΩ	5	15kV:30kΩ≤R<390kΩ	10	7kV:30kΩ≤R<390kΩ	5	HPC2	25kV:3.3Ω≤R<30kΩ	5	25kV:30kΩ≤R<390kΩ	10	15kV:30kΩ≤R<390kΩ	5	HPC3 HPC4 HPC5	25kV	5	
Type	Test Voltage	Performance Requirements $\Delta R \pm(\% + 0.05\Omega)$																													
HPC1/2	8kV:3.3Ω≤R<30kΩ	5																													
	8kV:30kΩ≤R<390kΩ	10																													
	5kV:30kΩ≤R<390kΩ	5																													
HPC1	15kV:3.3Ω≤R<30kΩ	5																													
	15kV:30kΩ≤R<390kΩ	10																													
	7kV:30kΩ≤R<390kΩ	5																													
HPC2	25kV:3.3Ω≤R<30kΩ	5																													
	25kV:30kΩ≤R<390kΩ	10																													
	15kV:30kΩ≤R<390kΩ	5																													
HPC3 HPC4 HPC5	25kV	5																													
Resistance to soldering heat	2%	0.8%	350°C±10°C, 3.5s±0.5s																												
Rapid change of temperature	2%	0.4%	-40°C(30min.)/+85°C(30min.), 5 cycles																												
Moisture resistance	5%	0.6%	40°C±2°C, 90%~95%RH, 1000 hours, 1.5h ON/0, 5h OFF cycles																												
Load life	5%	0.4%	40°C±2°C, 1000h, 1.5h ON/0, 5h OFF cycles																												
Resistance to Solvent	No abnormality in appearance. Marking shall be easily legible.	—	Dipping in IPA or Xylene for 3 minutes and leaving for 10 minutes after removing drops, then brushing 10 times.																												
High Temperature Exposure	5%	1.7%	+200°C, 1000 hours																												

Mouser Electronics

Authorized Distributor

Click to View Pricing, Inventory, Delivery & Lifecycle Information:

KOA Speer:

[HPC1C4R7K](#) [HPC5C822K](#) [HPC1C224K](#) [HPC3C105K](#) [HPC5C101K](#) [HPC2C220K](#) [HPC2C150K](#) [HPC2C273K](#)
[HPC2C333K](#) [HPC2C563K](#) [HPC2C182K](#) [HPC2C274K](#) [HPC2C330K](#) [HPC2C560K](#) [HPC2C272K](#) [HPC2C332K](#)
[HPC5C222K](#) [HPC2C223K](#) [HPC1C153K](#) [HPC1C183K](#) [HPC1/2C102K](#) [HPC2C100K](#) [HPC2C121K](#) [HPC2C122K](#)
[HPC2C123K](#) [HPC2C151K](#) [HPC2C152K](#) [HPC2C153K](#) [HPC2C180K](#) [HPC2C181K](#) [HPC2C222K](#) [HPC2C271K](#)
[HPC2C331K](#) [HPC2C393K](#) [HPC2C470K](#) [HPC2C681K](#) [HPC2C682K](#) [HPC2C820K](#) [HPC2C821K](#) [HPC2C822K](#)
[HPC2C221K](#) [HPC1/2C471K](#) [HPC1/2L361K](#) [HPC1/2L471K](#) [HPC1LT631R220K](#) [HPC2C101K](#) [HPC2C102K](#)
[HPC2C103K](#) [HPC2C104K](#) [HPC2C105K](#) [HPC2C154K](#) [HPC2C472K](#) [HPC2L101K](#) [HPC2L104K](#) [HPC2L105K](#)
[HPC2L150K](#) [HPC2L152K](#) [HPC2L154K](#) [HPC2L182K](#) [HPC2L274K](#) [HPC2L332K](#) [HPC2L333K](#) [HPC2L471K](#)
[HPC2L472K](#) [HPC2L560K](#) [HPC2L563K](#) [HPC3C100K](#) [HPC3C180K](#) [HPC3L100K](#) [HPC3L180K](#) [HPC5C102K](#)
[HPC5L102K](#) [HPC5L471K](#) [HPC1C333K](#) [HPC1CT631R220K](#) [HPC1C101K](#) [HPC1C220K](#) [HPC1C562K](#) [HPC1C821K](#)
[HPC2C471K](#) [HPC2C680K](#) [HPC1/2C103K](#) [HPC1/2C470K](#) [HPC1C103K](#) [HPC1C221K](#) [HPC2C183K](#) [HPC2C390K](#)
[HPC2C391K](#) [HPC2C561K](#) [HPC2C562K](#) [HPC3C270K](#) [HPC3C820K](#) [HPC5C181K](#) [HPC5C271K](#) [HPC5C560K](#)
[HPC5C820K](#) [HPC1/2C100K](#) [HPC1/2C101K](#) [HPC1/2C120K](#) [HPC1/2C121K](#)