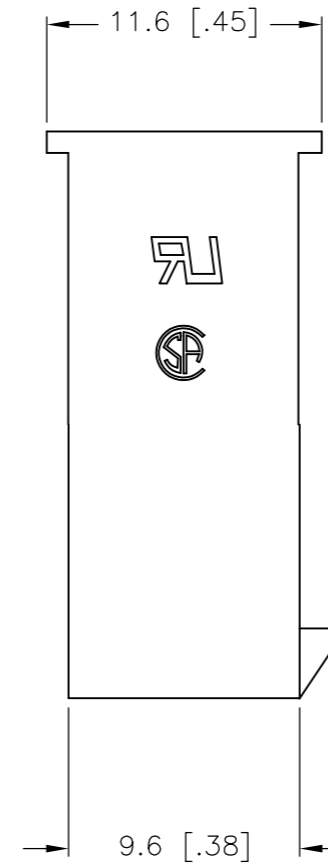

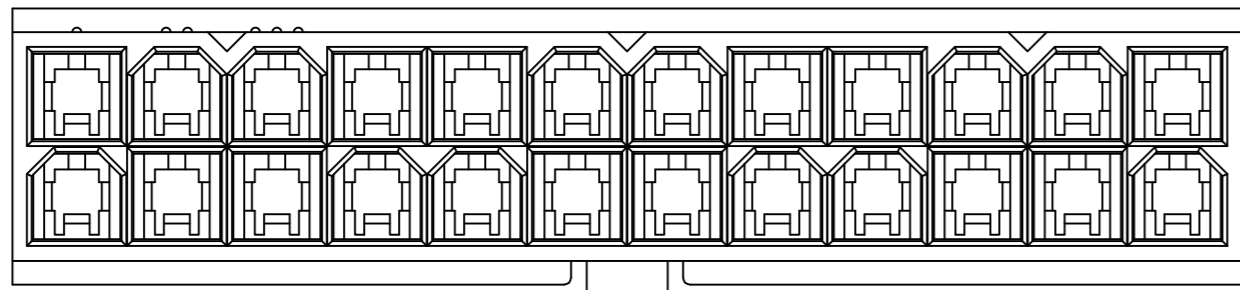
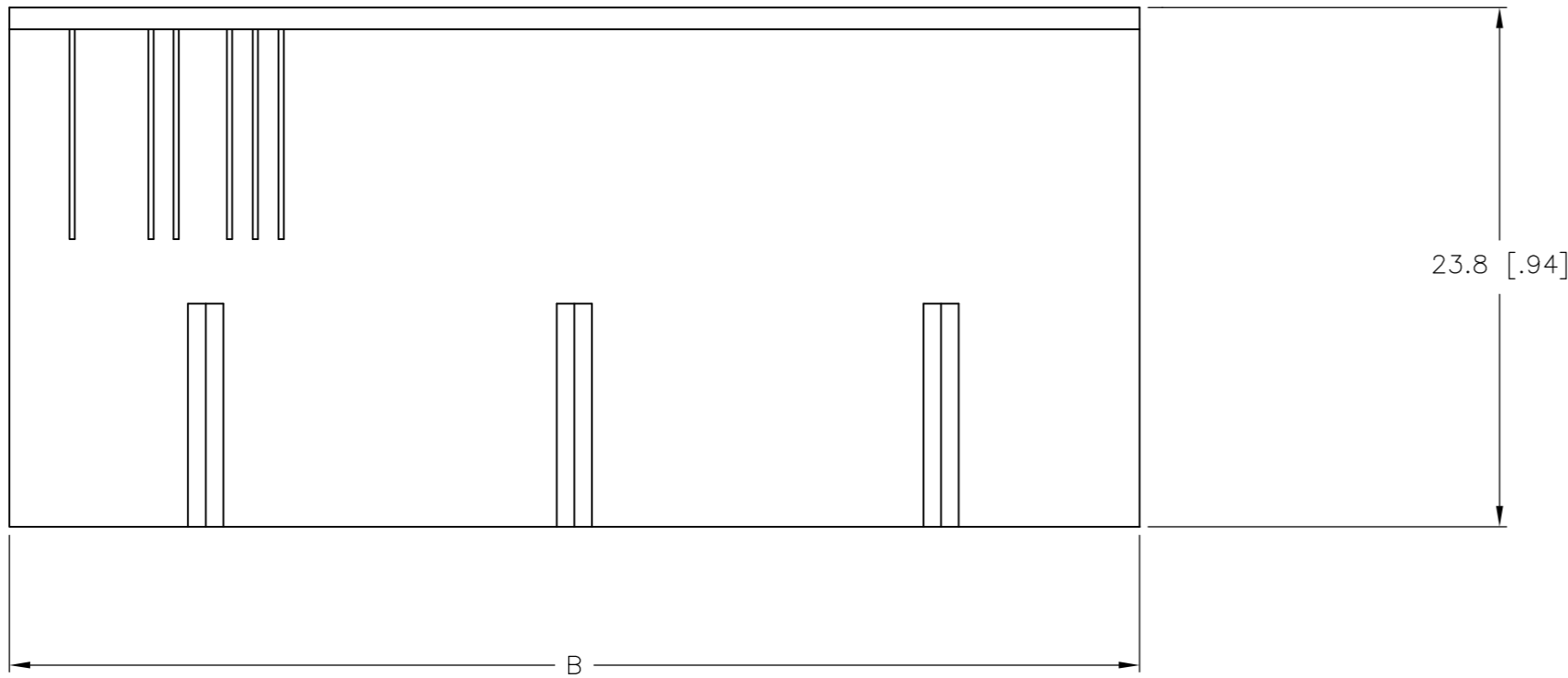
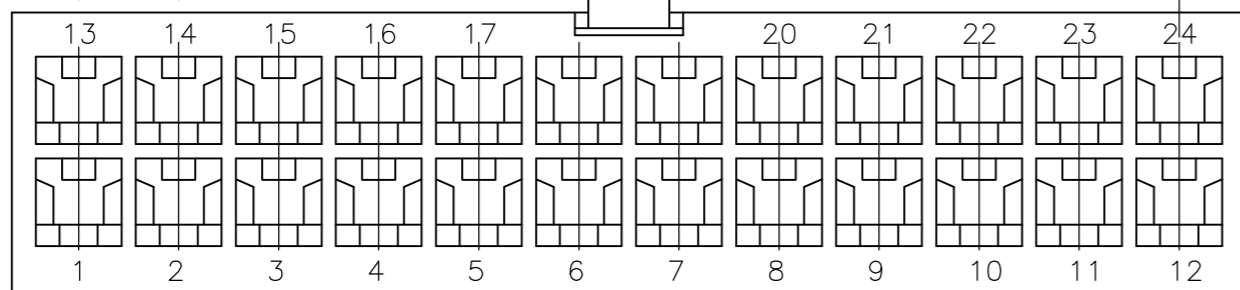
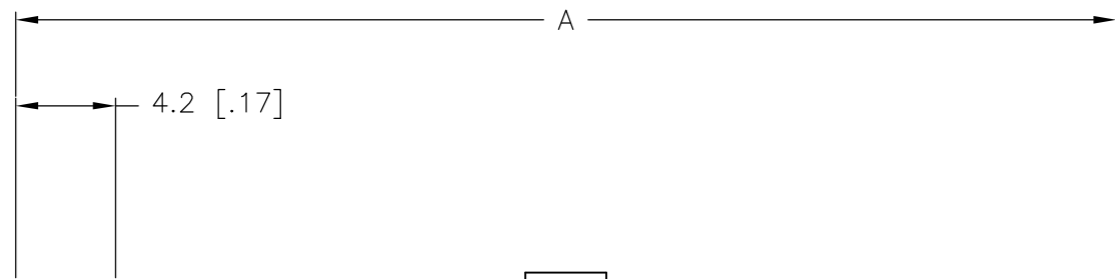
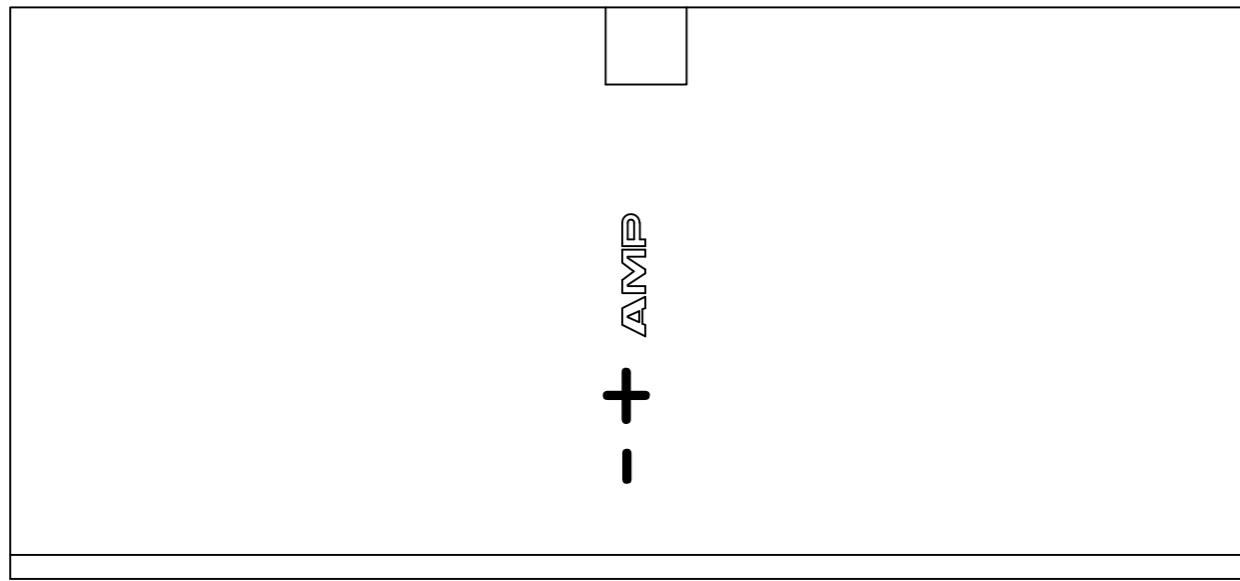


THIS DRAWING IS UNPUBLISHED. RELEASED FOR PUBLICATION
 © COPYRIGHT - By - ALL RIGHTS RESERVED.

LOC		DIST		REVISIONS			
P	LTR	DESCRIPTION		DATE	DWN	APVD	
CM	00	C1	REVISED PER ECO-11-004587		11MAR11	RK	HMR



1 NYLON, UL94V-2, NATURAL.

51.6	46.2	24	2-1586000-4
47.4	42.0	22	2-1586000-2
43.2	37.8	20	2-1586000-0
39.0	33.6	18	1-1586000-8
34.8	29.4	16	1-1586000-6
30.6	25.2	14	1-1586000-4
26.4	21.0	12	1-1586000-2
22.2	16.8	10	1-1586000-0
18.0	12.6	8	1586000-8
13.8	8.4	6	1586000-6
9.6	4.2	4	1586000-4
5.4	--	2	1586000-2
DIM B	DIM A	POS	PART NUMBER

METRIC

THIS DRAWING IS A CONTROLLED DOCUMENT.

DIMENSIONS: mm [INCHES]	TOLERANCES UNLESS OTHERWISE SPECIFIED: 0 PLC ± 1 PLC ± 0.4 [.02] 2 PLC ± 0.25 [.010] 3 PLC ± 0.150 [.0059] 4 PLC ± ANGLES ± FINISH	DWN K. WHITAKER 25-FEB-2002	CHK D. COLEY 25-FEB-2002	APVD D. COLEY 25-FEB-2002	NAME TE Connectivity
MATERIAL 1				APPLICATION SPEC	SIZE A2
WEIGHT				CAGE CODE 00779	DRAWING NO C=1586000
CUSTOMER DRAWING				SCALE 1:1	SHEET 1 of 1
RESTRICTED TO				REV C1	

Mouser Electronics

Authorized Distributor

Click to View Pricing, Inventory, Delivery & Lifecycle Information:

[TE Connectivity:](#)

[1-1586000-6](#)