



SPECIFICATIONS: LINEAR POWER SUPPLY IHD12-6.8

MADE IN THE U.S.A.

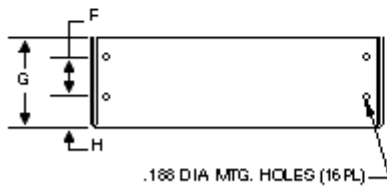
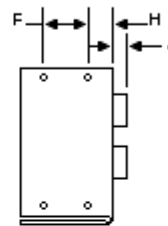
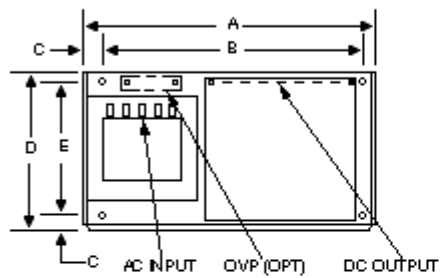
<p>VAC INPUT:</p> <ul style="list-style-type: none"> • 100/120/220/240 VAC, +10%, -13% • TOLERANCE FOR 230 VAC IS +15%, -10% • FREQUENCY RANGE: 47-63HZ 	<p>VAC JUMPERING AND FUSING REQUIREMENTS: SILKSCREENED ON CHASSIS FOR TRANSFORMER PRIMARY TERMINALS</p> <table border="1"> <thead> <tr> <th>For Use at</th> <th>100VAC</th> <th>120VAC</th> <th>220VAC</th> <th>230/240VAC</th> </tr> </thead> <tbody> <tr> <td>Jumper</td> <td>1&3, 2&4</td> <td>1&3, 2&4</td> <td>2&3</td> <td>2&3</td> </tr> <tr> <td>Apply AC</td> <td>1&5</td> <td>4&1</td> <td>1&5</td> <td>4&1</td> </tr> <tr> <td>Max Current / Fuse Rating</td> <td colspan="2">2A</td> <td colspan="2">1A</td> </tr> </tbody> </table>	For Use at	100VAC	120VAC	220VAC	230/240VAC	Jumper	1&3, 2&4	1&3, 2&4	2&3	2&3	Apply AC	1&5	4&1	1&5	4&1	Max Current / Fuse Rating	2A		1A	
For Use at	100VAC	120VAC	220VAC	230/240VAC																	
Jumper	1&3, 2&4	1&3, 2&4	2&3	2&3																	
Apply AC	1&5	4&1	1&5	4&1																	
Max Current / Fuse Rating	2A		1A																		
<p>VDC OUTPUT:</p> <ul style="list-style-type: none"> • 12 VDC @ 6.8 AMP 	<p>OVERVOLTAGE PROTECTION:</p> <ul style="list-style-type: none"> • NOT PROVIDED. AVAILABLE BY ADDING AN IOVP12 MODULE <p>SHORT CIRCUIT PROTECTION:</p> <ul style="list-style-type: none"> • AUTOMATIC FOLDBACK <p>OVERLOAD PROTECTION:</p> <ul style="list-style-type: none"> • AUTOMATIC CURRENT LIMIT 																				
<p>LINE REGULATION:</p> <ul style="list-style-type: none"> • +/- 0.05% FOR A 10% LINE CHANGE 	<p>LOAD REGULATION:</p> <ul style="list-style-type: none"> • +/- 0.05% FOR A 50% LOAD CHANGE (DERATE OUTPUT CURRENT 10% FOR 50 HZ OPERATION) 																				
<p>OUTPUT RIPPLE: 5.0mV PK-PK MAXIMUM</p>	<p>TRANSIENT RESPONSE: < 50 µsec per 50% LOAD CHANGE</p>																				
<p>TEMPERATURE RATINGS:</p> <ul style="list-style-type: none"> • OPERATING: 0°C TO 50°C FULL RATED DERATED LINEARLY TO 40% @ 70°C • STORAGE: -40°C TO +85°C 	<p>TEMPERATURE COEFFICIENT:</p> <ul style="list-style-type: none"> • TYPICAL: 0.01%/DEGREE C • MAXIMUM: 0.03%/DEGREE C 																				
<p>STABILITY: +/- 0.3% FOR 24 HOURS AFTER 1 HOUR WARM-UP</p>	<p>EFFICIENCY (TYPICAL): 55%</p>																				
<p>VIBRATION:</p> <ul style="list-style-type: none"> • MIL-STD-810G, METHOD 514.6, CATEGORY 1, PROCEDURE1 • RANDOM VIBRATION 10Hz - 2KHz, 6.15 grams (3 axis) 	<p>SHOCK:</p> <ul style="list-style-type: none"> • MIL-STD-810G, METHOD 516.6, PROCEDURE III • OPERATING: 20 GPK 																				
<p>REMOTE SENSING: PROVIDED</p>	<p>EMI/RFI: INHERENT LOW CONDUCTED AND REDDIATED NOISE LEVELS.</p> <ul style="list-style-type: none"> • EMI: FCC CFR TITLE 47 PART 15 SUB-PART B • RFI: EN55022/CISPR22-LEVEL B COMPATIBILITY 																				

UL recognized for US and Canada – File#E133338/ CE Mark: LVD 92/59/EEC/ RoHs-5 Lead in Solder Exemption
US and Canadian (Bi-National) standards: ANSI/UL 60950-1/-21; CAN/CSA C22.2 #60950-1/-21; IEC 60950-1

CASE SIZE: D

D Case

Overall Size: 9.00" x 4.87" x 3.28"
228.60mm x 123.70mm x 83.83mm
Weight 7.5 lbs.



	INCH	mm
A	9.00	228.60
B	8.000	203.20
C	0.50	12.70
D	4.87	123.70
E	4.125	104.78
F	1.250	31.75
G	2.75	69.85
H	0.75	19.05
J	0.450	11.43

Mouser Electronics

Authorized Distributor

Click to View Pricing, Inventory, Delivery & Lifecycle Information:

[International Power:](#)

[IHD12-6.8](#)