


SMD Power Inductor 0420CDMCB/DS



Under Development

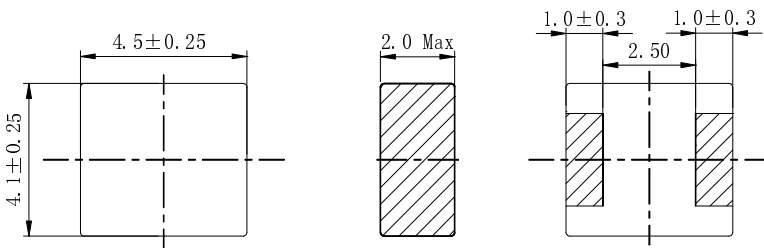


Halogen Free

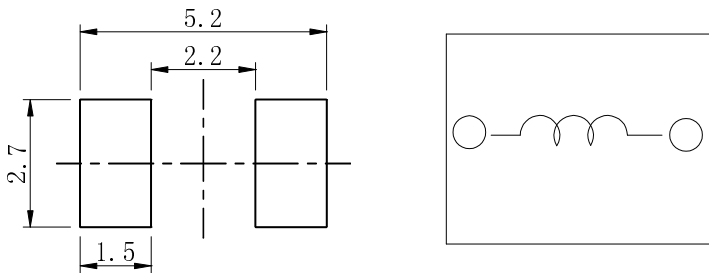
Description

- Magnetically shielded.
- L × W × H: 4.75 × 4.35 × 2.0 mm Max.
- Product weight: 0.17g(Ref.)
- Moisture Sensitivity Level: 1
- RoHS compliance.
- Halogen Free available.

Dimension - [mm]



Land pattern and Schematics - [mm]



Environmental Data

- Operating temperature range: -40°C ~ +105°C (including coil's self temperature rise)
- Storage temperature range: -40°C ~ +105°C
- Solder reflow temperature: 260 °C peak.

Packaging

- Carrier tape and reel packaging.

Applications

- Ideally used in notebook, ultra book, tablet PC, LCD display, SSD and other low profile high current application.

Electrical Characteristics

Part. No	Stamp	Inductance (uH) [within] ※1	D.C.R (mΩ) [within]	Saturation Current (A) (typ.) ※2	Temperature rise current (A) (typ.) Thermocouple Method ※3
0420CDMCBDS-R22MC	R22	0.22 ± 20%	5.3 ± 20%	15.0	10.1
0420CDMCBDS-R33MC	R33	0.33 ± 20%	6.0 ± 20%	12.6	8.9
0420CDMCBDS-R47MC	R47	0.47 ± 20%	8.2 ± 20%	11.0	8.1
0420CDMCBDS-1R0MC	1R0	1.0 ± 20%	17 ± 20%	6.8	5.5
0420CDMCBDS-1R5MC	1R5	1.5 ± 20%	23 ± 20%	5.8	4.9
0420CDMCBDS-2R2MC	2R2	2.2 ± 20%	35 ± 20%	4.5	3.9
0420CDMCBDS-3R3MC	3R3	3.3 ± 20%	49 ± 20%	4.1	3.3
0420CDMCBDS-4R7MC	4R7	4.7 ± 20%	67 ± 20%	3.4	2.9
0420CDMCBDS-6R8MC	6R8	6.8 ± 20%	91 ± 20%	2.8	2.4
0420CDMCBDS-100MC	100	10.0 ± 20%	148 ± 20%	2.3	1.9
0420CDMCBDS-220MC	220	22.0 ± 20%	316 ± 20%	1.6	1.3

※1. Inductance measuring condition: at 100kHz.

※2. Saturation current: The value of DC current when the inductance is over 80% of the initial value. (at 25°C)

※3. Temperature rise current: The actual value of DC current when the top surface temperature of test sample rise is ΔT=40°C (Ta=25°C).

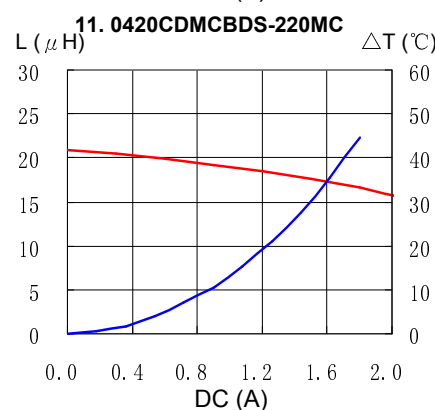
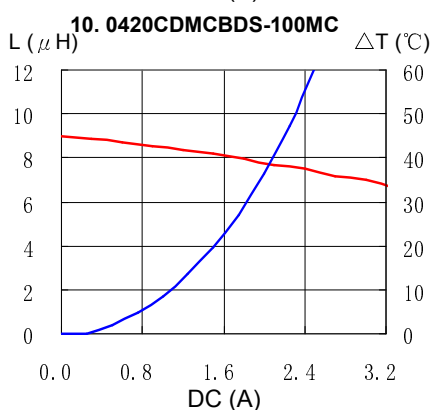
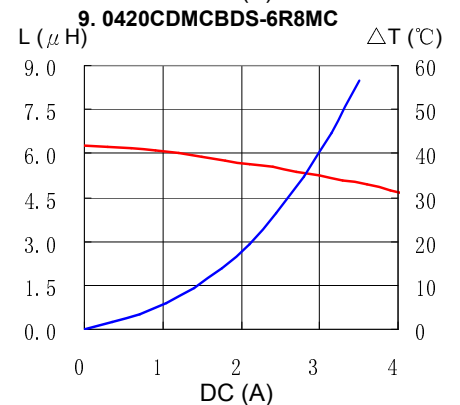
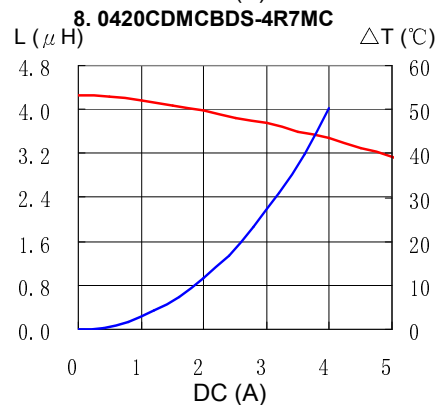
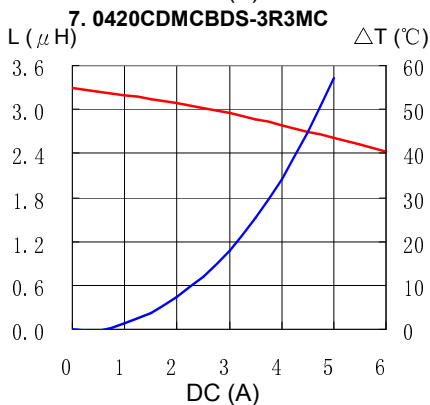
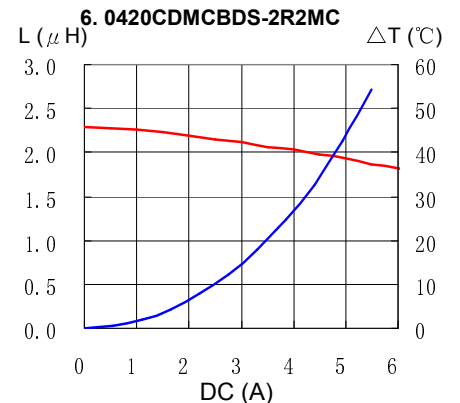
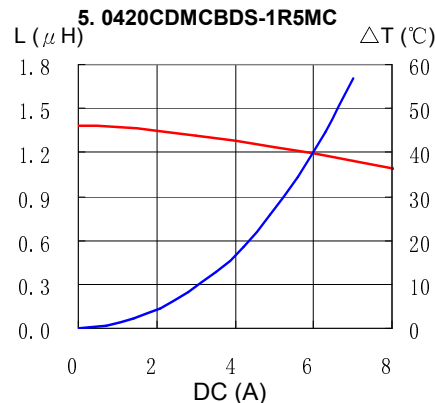
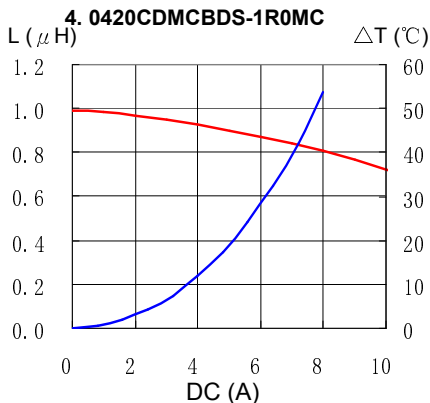
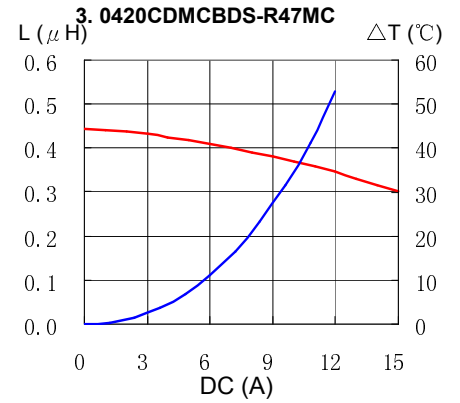
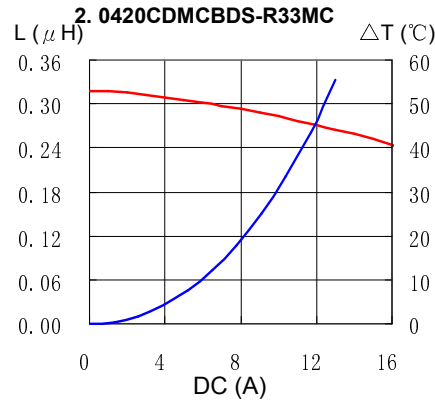
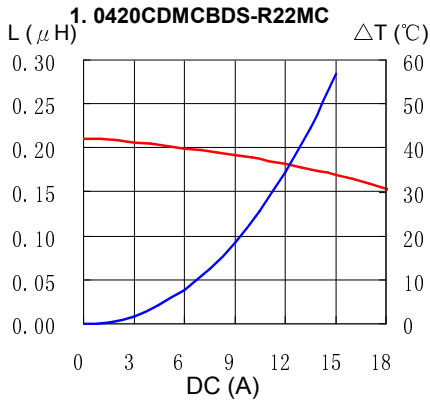
SMD Power Inductor 0420CDMCB/DS



Under Development

Saturation Current & Temperature Rise Graph

— L (20°C) — ΔT



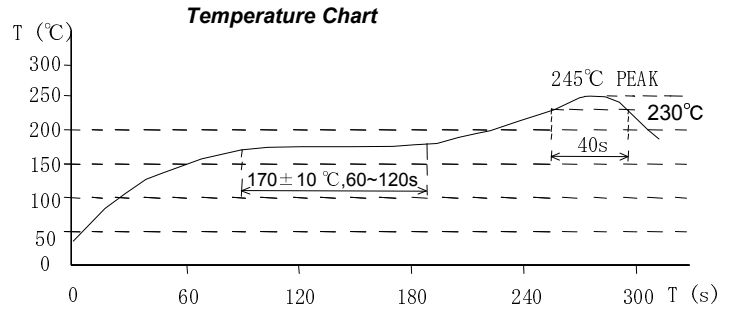
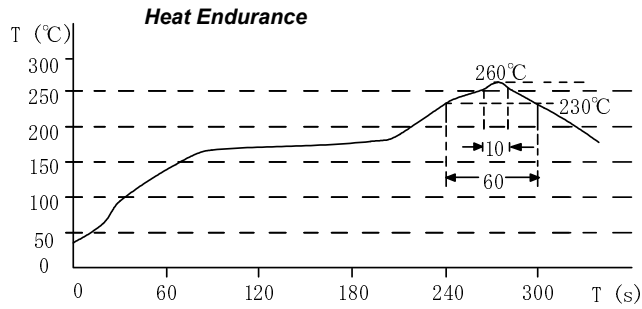
SMD Power Inductor 0420CDMCB/DS



sumida

Under Development

Solder Reflow Condition



Please refer to the sales offices on our website - <http://www.sumida.com>

Hong Kong

Tel.+852-2880-6688
FAX.+852-2565-9600
sales@hk.sumida.com

Tokyo

Tel.+81-3-5202-7112
FAX.+81-3-5202-7105
sales@jp.sumida.com

Chicago

Tel.+1-847-545-6700
FAX. +1-847-545-6720
sales@us.sumida.com

Shanghai

Tel.+86-021-5836-3299
FAX.+86-021-5836-3266
shanghai.sales@cn.sumida.com

Seoul

Tel.+82-2-6237-0777
FAX.+82-2-6237-0778
sales@kr.sumida.com

Oberzell

Tel.+49-8591-937-0
FAX. +49-8591-937-103
contact@sumida-eu.com

Shenzhen

Tel.+86-755-8291-0228
FAX.+86-755-8291-0338
shenzhen.sales@cn.sumida.com

Singapore

Tel.+65-6296-3388
FAX.+65-6296-3390
sales@sg.sumida.com

Neumarkt

Tel.+49-9181-4509-110
FAX. +49-9181-4509-310
infocomp@eu.sumida.com

Taipei

Tel.+886-2-8751-2737
FAX.+886-2-8751-2738
sales@tw.sumida.com

San Jose

Tel.+1-408-321-9660
FAX.+1-408-321-9308
sales@us.sumida.com