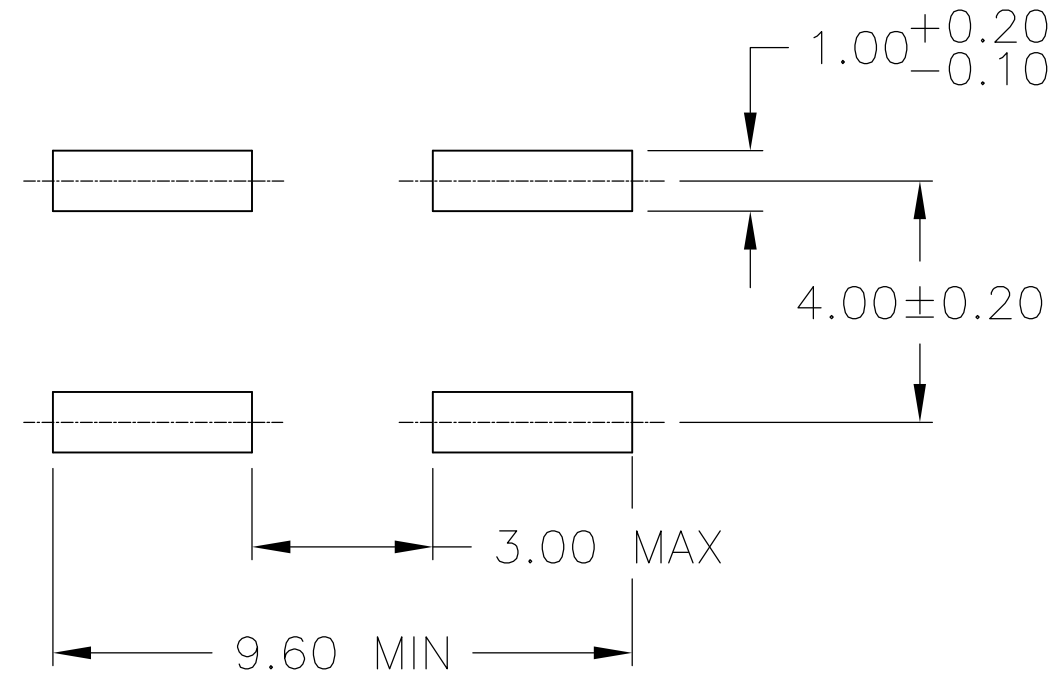
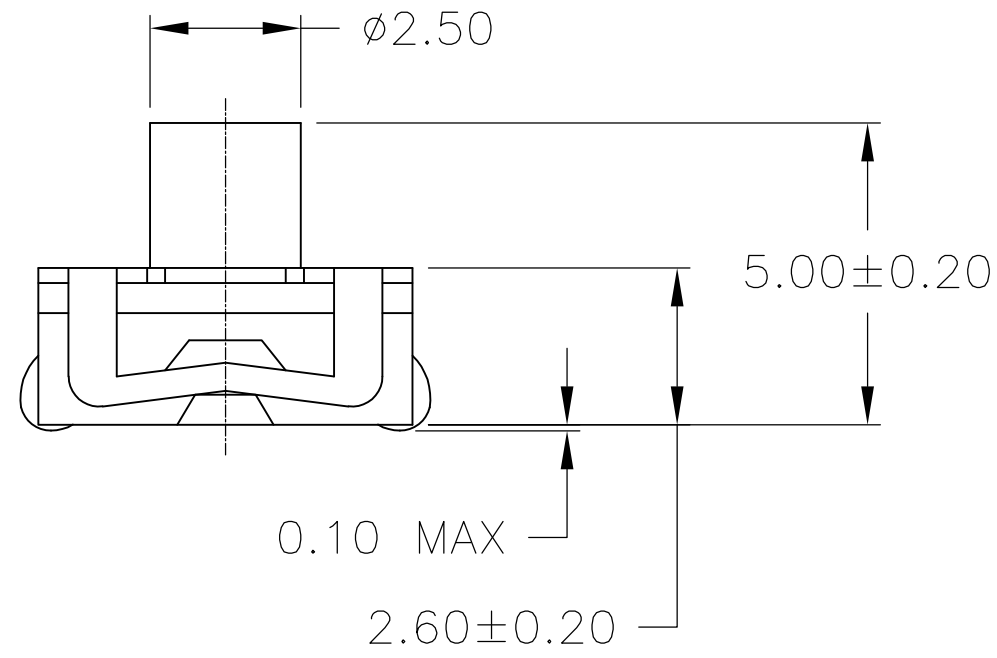
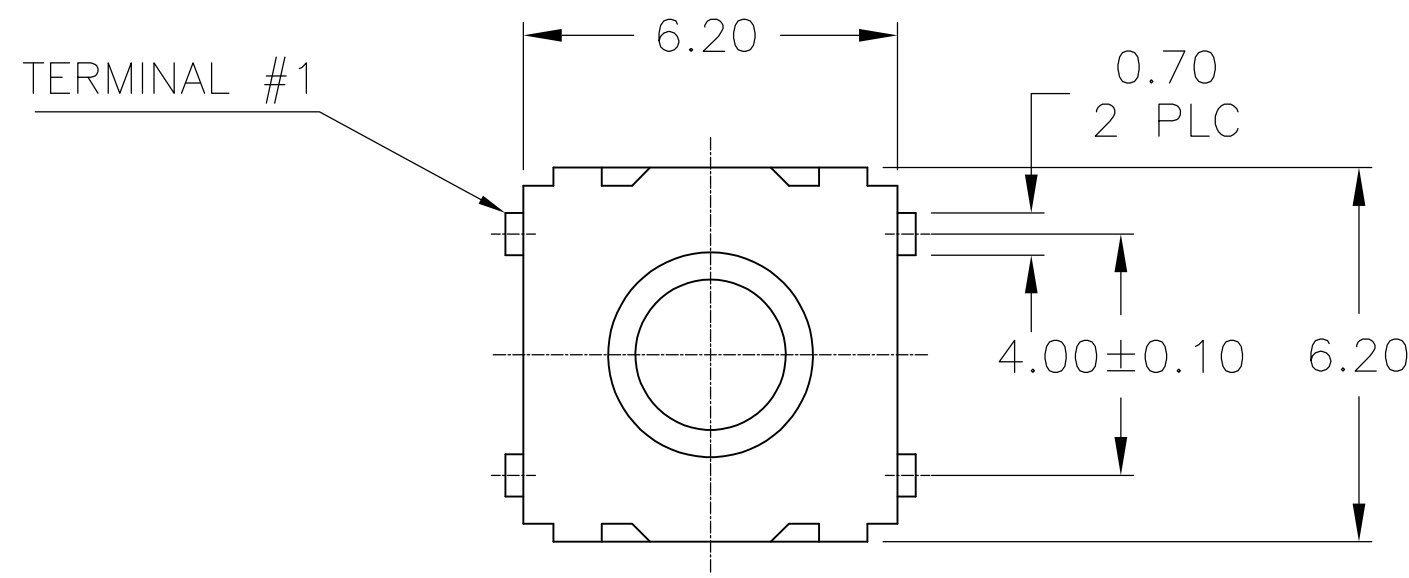
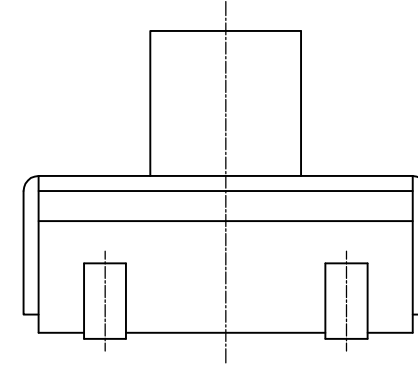


THIS DRAWING IS UNPUBLISHED. RELEASED FOR PUBLICATION  
 © COPYRIGHT BY TYCO ELECTRONICS CORPORATION. ALL RIGHTS RESERVED.

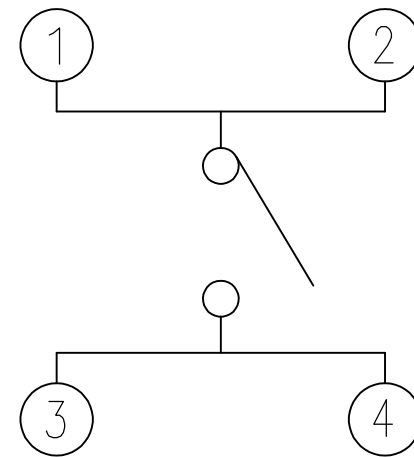
LOC		DIST		REVISIONS			
P	LTR	DESCRIPTION	DATE	DWN	APVD		
	A	REVISED PER ECO-08-012288	21MAY08	HMR	MS		



RECOMMENDED PC BOARD LAYOUT



CIRCUIT DIAGRAM



SPECIFICATIONS:

MATERIALS:

CASE, PPS, UL94V-0, BROWN  
 COVER, STAINLESS STEEL  
 ACTUATOR, SILICON RUBBER- WHITE/NATURAL  
 MOVING CONTACT, STAINLESS STEEL, PLATE-SILVER CLAD/NICKEL  
 FIXED CONTACT/TERMINAL, COPPER ALLOY, PLATE-SILVER/NICKEL

ELECTRICAL:

MAX CONTACT RATING: 50MILLIAMPS@24V DC  
 MIN CONTACT RATING: 10MICROAMPS@1V DC  
 INITIAL CONTACT RESISTANCE, 100 MILLIOHMS MAX, PER EIA-364-23B, EACH POSITION  
 INSULATION RESISTANCE, 100 MEGOHM MIN. PER EIA-364-21C EACH POSITION  
 DIELECTRIC STRENGTH, 250 V AC FOR 1 MINUTE, PER EIA-364-20B, CONDITION 1, EACH POSITION.  
 CONTACT BOUNCE, 10 MILLISECOND MAX, PER EIA 448-1B, METHOD 15

MECHANICAL:

ACTUATION FORCE, SEE TABLE  
 ACTUATION TRAVEL, .015 +/- .005, .050 MAX. OVER TRAVEL  
 LIFE EXPECTANCY, SEE TABLE, VALUES GIVEN ARE MINIMUM, (2 CYCLES PER SECOND AND 150% ACTUATION FORCE), PER EIA-448 METHODS 8 AND 9  
 VIBRATION, PER EIA 364-28D, CONDITION VII, LEVEL E, DURATION 1.5 HOURS  
 MECHANICAL SHOCK, PER EIA-364-27C, CONDITION A

ENVIRONMENTAL:

OPERATING TEMPERATURE, -35 TO +85 DEGREES C  
 STORAGE TEMPERATURE, -35 TO +85 DEGREES C  
 HUMIDITY AND TEMPERATURE CYCLING PER EIA-364-31B, METHOD III  
 THERMAL SHOCK, PER EIA-364-32C, -35 TO +85 DEGREES C  
 SOLDERABILITY, PER EIA-364-52, CLASS 2, CATEGORY 1, TEMP, 245 DEGREES C MAX, TIME, 2.5 SECONDS MAX, 95% MINIMUM COVERAGE  
 RESISTANCE TO SOLDER HEAT, PER 109-201 COND B  
 NO CHANGE IN INITIAL ELECTRICAL AND MECHANICAL CHARACTERISTICS  
 SEALED PER EIA RS-448-2, METHOD 16, FLUXING- METHOD B,  
 SOLDERING TIME- METHOD 3, CLEANING- METHOD 3, SOLUTION 4  
 SWITCH WILL PASS EXTENDED LIFE COMPRESSION TEST (SIMULATING 10 YEARS COMPRESSED AT MAX TRAVEL), REFERENCE TYCO 109-1098 SPECIFICATION.  
 1 SECOND MAX RELEASE AFTER TEST

- ALL MATERIALS AND FINISHES SHALL COMPLY WITH EU DIRECTIVE 2002/95/EC OF 27JAN2003 (ROHS):
- TAPE AND REEL PACKAGING PER EIA-481.

TAPE & REEL PACKAGING	5,000,000 CYCLE LIFE	160±50GF FORCE	1825107-1 PART NUMBER
-----------------------	----------------------	----------------	-----------------------

THIS DRAWING IS A CONTROLLED DOCUMENT.		DWN RAGHAVENDRA 21MAY2008	Tyco Electronics Corporation Harrisburg, Pa 17105-3608	
DIMENSIONS: mm		CHK M.SERVER 21MAY2008	NAME TACTICLE SWITCH 6X6 mm J-LEAD, SURFACE MOUNT W/SOFT ACTUATOR	
TOLERANCES UNLESS OTHERWISE SPECIFIED:		APVD M.SERVER 21MAY2008	SIZE CAGE CODE DRAWING NO RESTRICTED TO	
0 PLC ± -		PRODUCT SPEC	A2 00779 C=1825107	
1 PLC ± -		APPLICATION SPEC	SCALE SHEET OF REV	
2 PLC ± 0.30		WEIGHT -	6:1 1 OF 1 A	
3 PLC ± -		CUSTOMER DRAWING		
4 PLC ± -				
ANGLES ± -				
FINISH				
MATERIAL SEE SPECIFICATIONS				
SEE SPECIFICATIONS				

# Mouser Electronics

Authorized Distributor

Click to View Pricing, Inventory, Delivery & Lifecycle Information:

[TE Connectivity:](#)

[1825107-1](#)