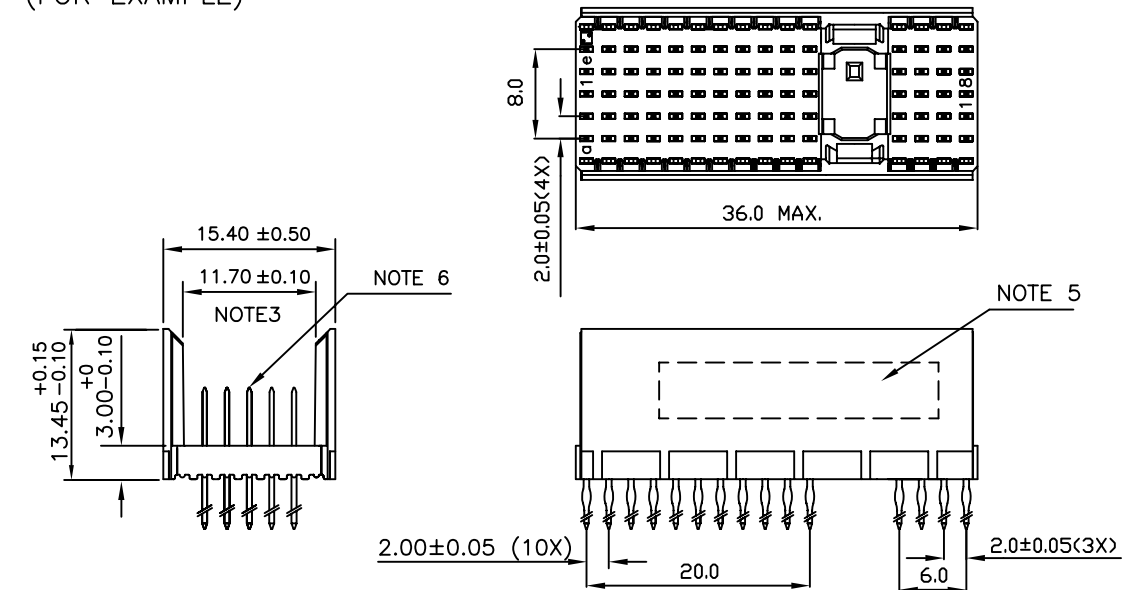
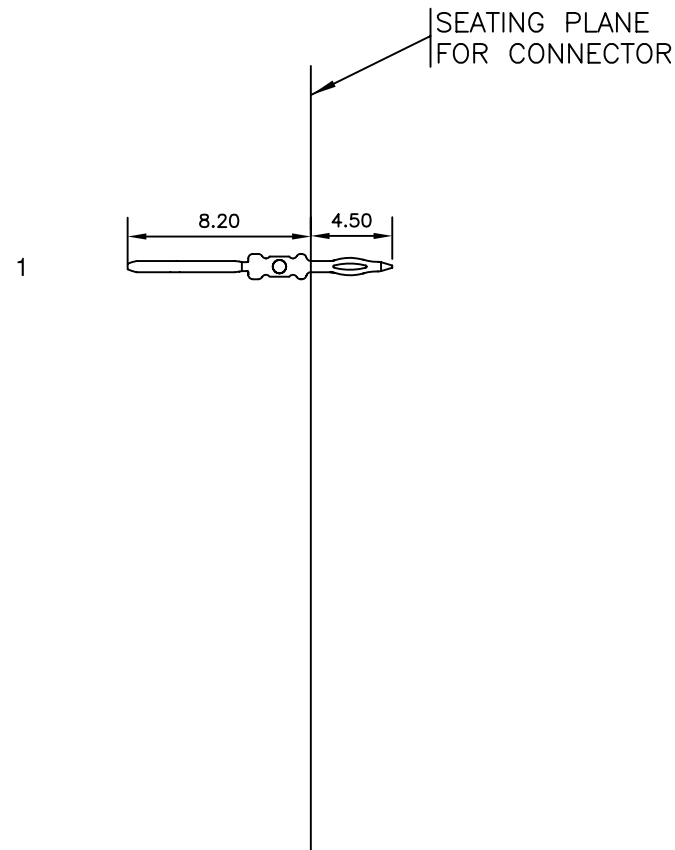


LOADING PATTERN MATING SIDE

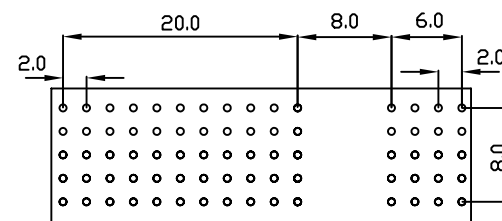
f	0	0	0	0	0	0	0	0	0	0				0	0	0	0
e	1	1	1	1	1	1	1	1	1	1				1	1	1	1
d	1	1	1	1	1	1	1	1	1	1				1	1	1	1
c	1	1	1	1	1	1	1	1	1	1				1	1	1	1
b	1	1	1	1	1	1	1	1	1	1				1	1	1	1
a	1	1	1	1	1	1	1	1	1	1				1	1	1	1
z	0	0	0	0	0	0	0	0	0	0				0	0	0	0
POS	0													1			
	1													5			

LOADED CONNECTOR ASSEMBLY
(FOR EXAMPLE)

CONTACT OVERVIEW



LAY-OUT P.C.B.-HOLE



HM2P26PC5110

LEAD FREE INDICATOR : LF = LEAD FREE
(DIGIT 15 & 16)PLATING CODE (DIGIT 13 AND 14)
(REF DRW NO. BS,C , 201844 , 003)

NOTES

- THIS PRODUCT IS CSA APPROVED.
- THIS PRODUCT IS UL RECOGNIZED.
- MEASURED AT THE BOTTOM.
- MATERIAL CONTACT: PHOSPHORBRONZE
HOUSING: CREAM WHITE GLASS FILLED POLYESTER UL-94V0
- CONNECTOR PRINTED WITH P/N AND DATE CODE.
- FOR ACTUAL CONTACT LOADINGS, SEE LOADING PATTERN MATING SIDE.
- SHAPE OF CONNECTOR HOUSING CAN ALTER DEPENDING ON PRODUCTION LOCATION
- THE PRODUCT (LF) MEETS EUROPEAN UNION DIRECTIVES AND OTHER COUNTRY REGULATIONS AS DESCRIBED IN GS-22-008
- FOR RECOMMENDED PTH DIMENSIONS REFER DRAWING : BS, A , 201572 , 001

CATALOG NO: HM2P26PC5110----

mat'l. code SEE NOTE 4				surface ISO 1302	tolerance ISO 406 ISO 1101	projection	product family MILLIPACS			
ltr	ecn no	dr	date	tolerances unless otherwise specified		MM	title			
A	109-0232	GT	2009-10-20	angles	linear		MPACS 5+2R STR HDR PF CONN			
				0°±1°			TYPE A (11+ 4 POS)			
				dr	GEORGE THOMAS	2009-10-20	FCI	dwg no		sheet 1 of 1
				enr	ALEX BABU	2009-10-20		BS, C ,203028, 897		size A3
				chr	ALEX BABU	2009-10-20		type		Product Customer Drawing
				appd	ALEX BABU	2009-10-20				
sheet index	revision sheet	A	1							

Mouser Electronics

Authorized Distributor

Click to View Pricing, Inventory, Delivery & Lifecycle Information:

[FCI / Amphenol:](#)

[HM2P26PC5110N9LF](#)