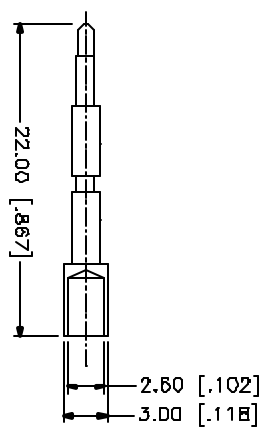
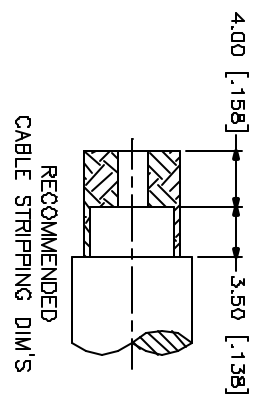
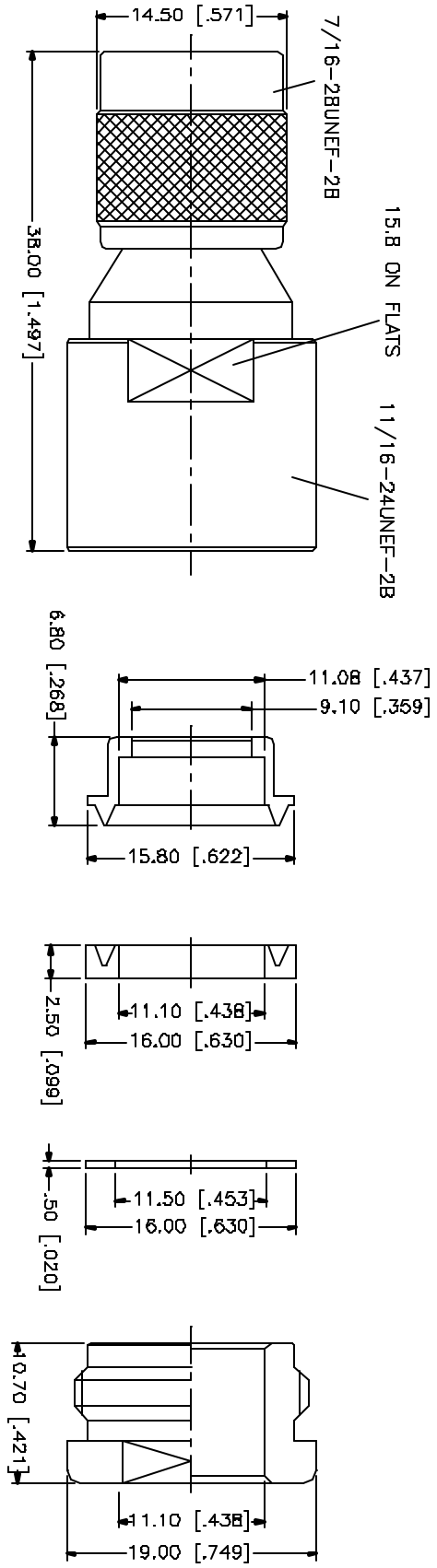


REV.	DATE	DESCRIPTION
A	03/20/05	MODIFY DESCRIPTION - UPDATE DRAWING FORMAT



QTY	FINISH	MATERIAL	DESCRIPTION
1	NICKEL	BRASS	NUT
1	NICKEL	BRASS	WASHER
1	RED	SILICONE	GASKET
1	NICKEL	BRASS	BRAID CLAMP
1	GOLD	BRASS	CONTACT PIN
1	NATURAL	TEFLON	INSULATOR
1	NICKEL	BRASS	BODY
			DESCRIPTION

APPROVALS	DATE
DRAWN G.R.S.	03/20/05
CHECKED	
ISSUED	
SHEET 1 OF 1	

UNLESS OTHERWISE SPECIFIED, DIMENSIONS ARE IN MILLIMETERS AND FOR DRAWING PURPOSES ONLY. TOLERANCES FOR DIMENSIONS ARE:
UNLESS OTHERWISE SPECIFIED:
0.5 - 8mm ± 0.20mm
8 - 30mm ± 0.40mm
30 - 120mm ± 0.50mm
UNLESS OTHERWISE SPECIFIED, DIMENSIONS FOR Holes ARE:
0.20 - 3.15 ± 0.007"
3.15 - 1.180 ± 0.015"
1.180 - 4.724 ± 0.020"

DO NOT SCALE DRAWING
CAD FILE C:/122/122381.DWG

APPROVALS	DATE
DRAWN G.R.S.	03/20/05
CHECKED	
ISSUED	
SHEET 1 OF 1	

PART DESCRIPTION	PART NO.
TNC CLAMP PLUG (FOR RG-8/U, 213/U, 214/U CABLE)	122381

DWG. NO.	REV.	SIZE	SCALE
122381.DWG	A	A	NA

Amphenol Connex

Mouser Electronics

Authorized Distributor

Click to View Pricing, Inventory, Delivery & Lifecycle Information:

[Amphenol:](#)

[122381](#)