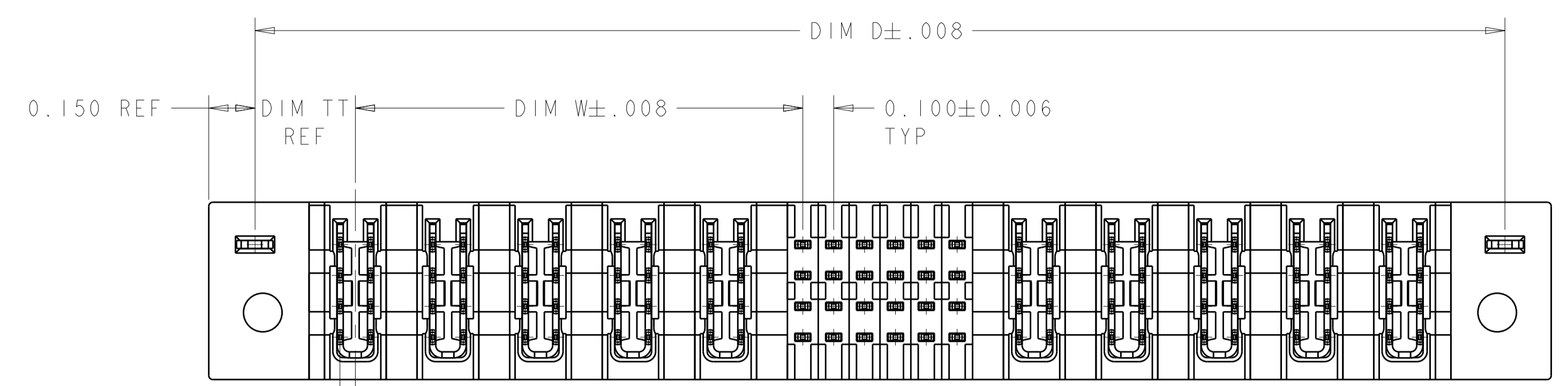
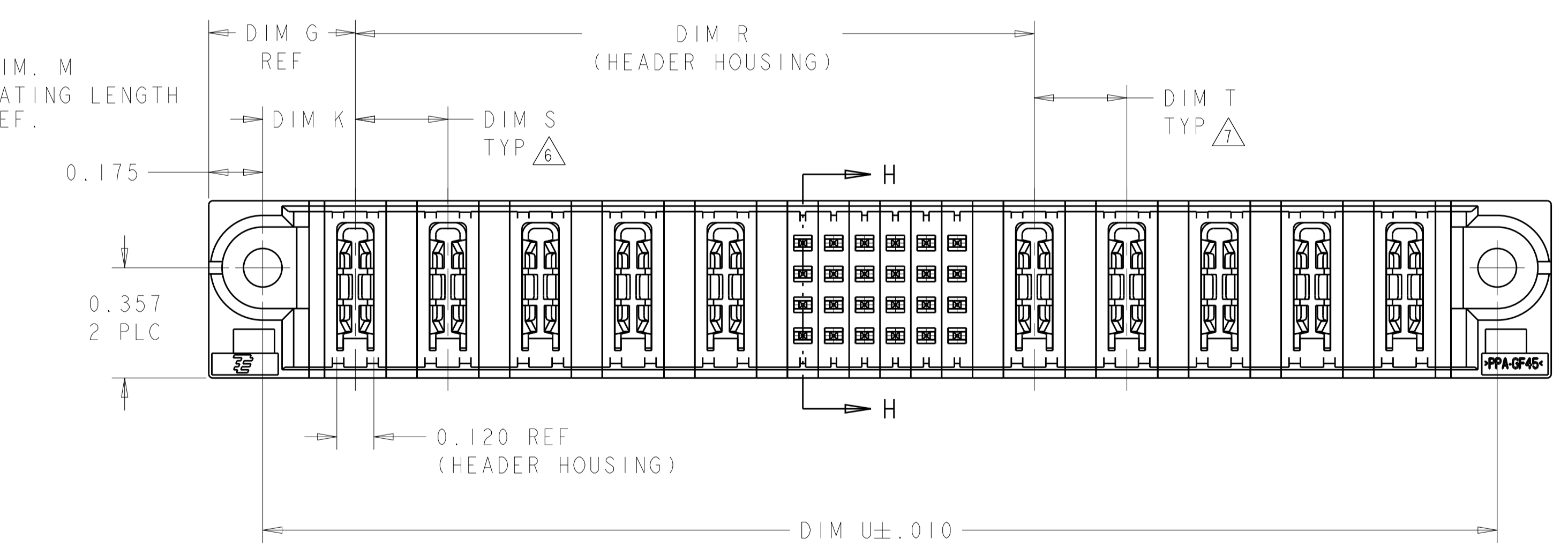
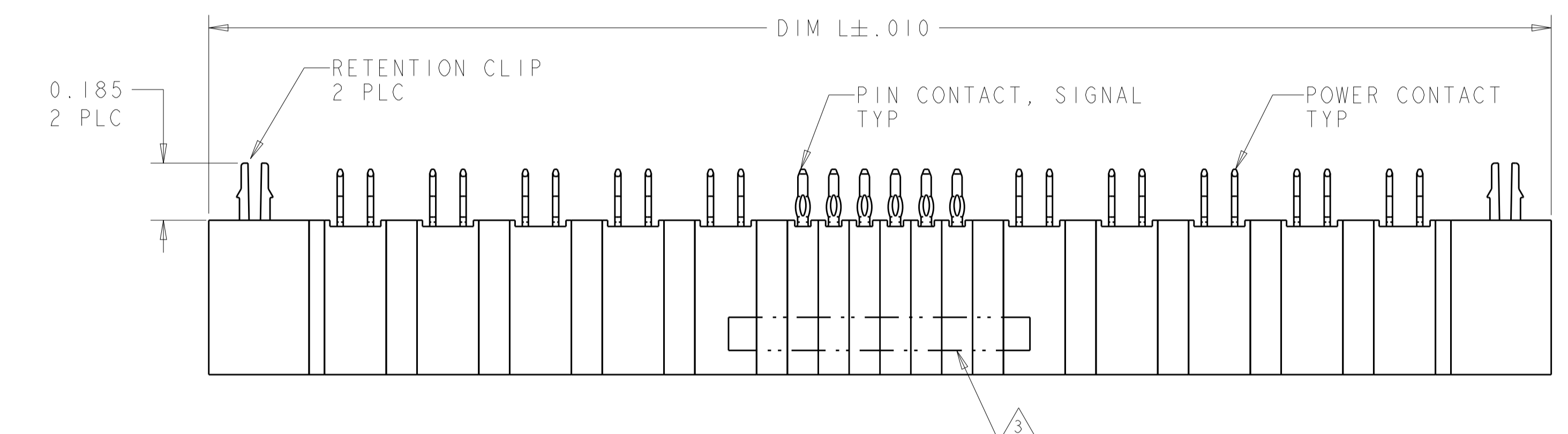


| LOC | | DIST | | REVISIONS | | | |
|-----|-----|--------------------------|-----------|-----------|------|--|--|
| P | LTN | DESCRIPTION | DATE | DMN | APVD | | |
| P4 | | REV PER ECR-13-015977 | 14OCT2013 | CZ | SZ | | |
| P5 | | REV PER ECR-13-004893 | 25NOV2013 | ML | SZ | | |
| P6 | | ADD NEW PART 5-6600333-2 | 11OCT2014 | AY | SZ | | |
| P7 | | REV PER ECR-15-007162 | 04MAY2015 | CZ | SZ | | |

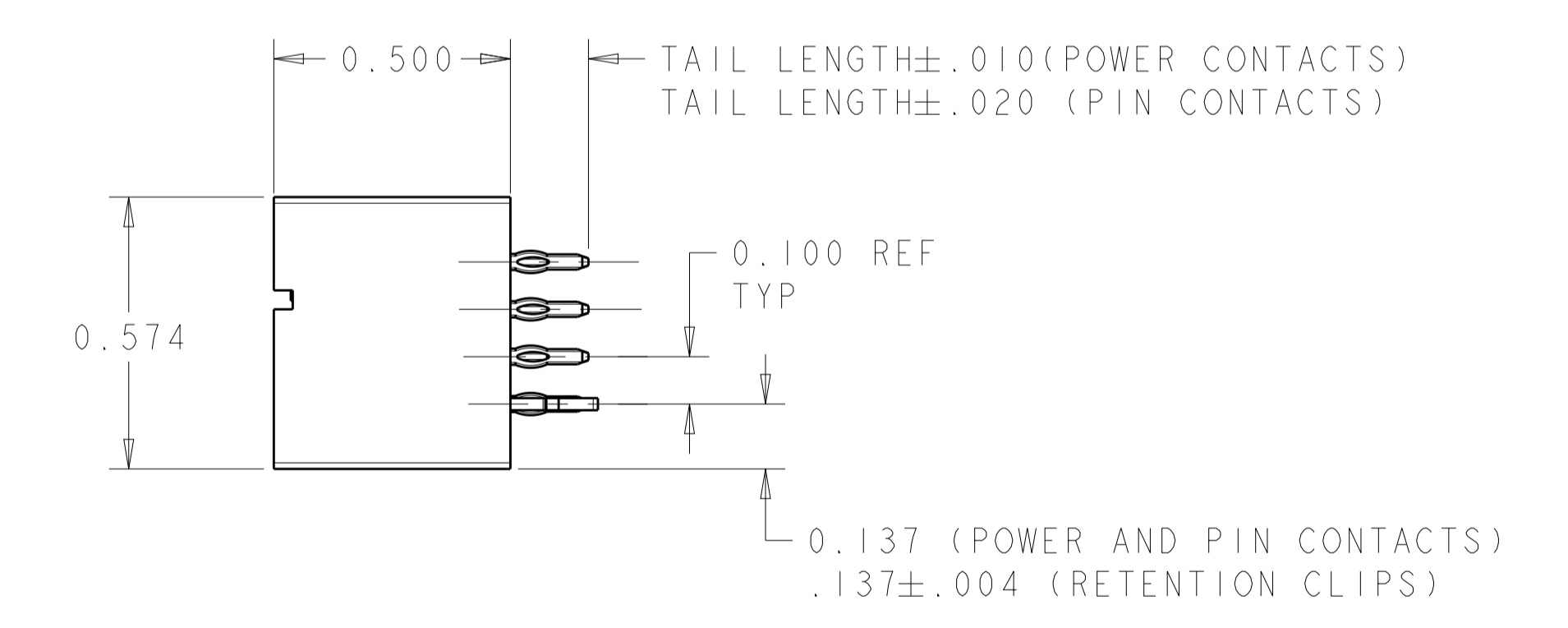


0.050 REF TYP



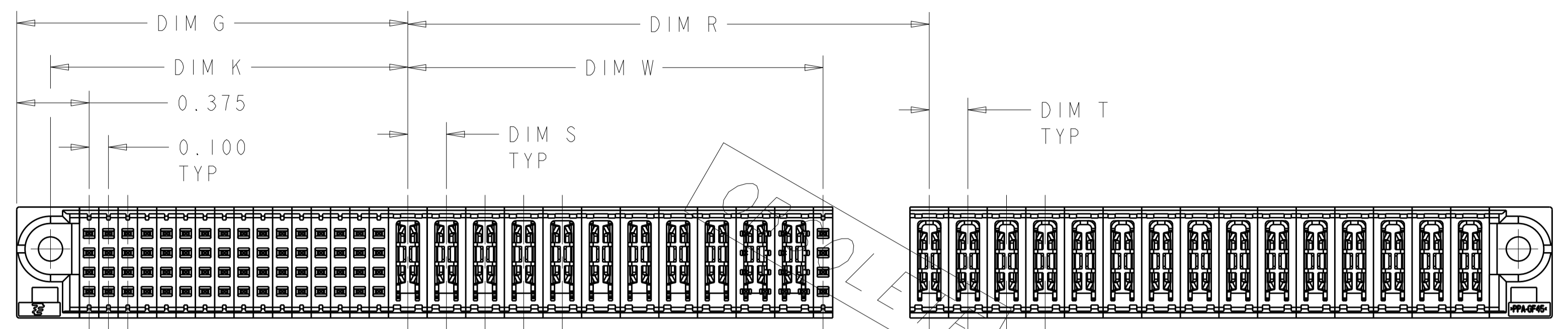
SECTION H-H

- 1. HEADER HOUSING: THERMO PLASTIC, BLACK, UL94 V-0; CONTACTS AND RETENTION CLIPS: COPPER ALLOY.
- 2. CONTACT PLATING: NOBLE METAL PLATING ON CONTACT FUNCTIONAL AREA OF POWER AND SIGNAL CONTACTS
- 3. "AMP", PART NUMBER AND DATE CODE MARKED IN THIS AREA. PARTS UNDER 2.50 LONG MAY BE MARKED ON BOTH SIDES.
- 4. DATUM AND BASIC DIMENSIONS ESTABLISHED BY CUSTOMER.
- 5. PCB - ALL HOLE DIAMETERS ARE FINISHED HOLE SIZES.
- 6. APPLIES TO POWER MODULES ON LEFT SIDE OF SIGNAL CAVITIES OF HOUSING.
- 7. APPLIES TO POWER MODULES ON RIGHT SIDE OF SIGNAL CAVITIES OF HOUSING.
- 8. A SEATING TOOL IS REQUIRED TO SEAT THE HEADER ON THE P.C. BOARD. PLEASE REFER TO THE 114-13038 APPLICATION SPEC.
- 9. MECHANICAL CONNECTOR KEEP OUT ZONE.
- 10. VARIABLE DIMENSION SHOWN VIEW. (SEE SHEET 6)



| | | | | |
|--|--|----------------------------------|--|------------------|
| THIS DRAWING IS A CONTROLLED DOCUMENT. | | DMN J. McCLINTON 23MAR2005 | TE Connectivity VERTICAL HEADER ASSEMBLY, W/GUIDES, PRESS FIT, TYPE PSP MULTI-BEAM XL | |
| DIMENSIONS: INCH | | CHK D. TROUT 23MAR2005 | | |
| TOLERANCES UNLESS OTHERWISE SPECIFIED: | | APVD B. MLYNE 23MAR2005 | NAME | RESTRICTED TO |
| 0 PLC ±. 1 PLC ±.01 2 PLC ±.01 3 PLC ±.005 4 PLC ±.0020 ANGLES ±.7° | | PRODUCT SPEC 108-1973 | SIZE | |
| MATERIAL | | APPLICATION SPEC 114-13038 | CAGE CODE | DRAWING NO |
| FINISH | | WEIGHT | A100779 | Customer Drawing |
| | | SCALE | 3:1 | SHEET 1 OF 22 |
| | | REV | P7 | |

| LOC | DIST | REVISIONS | | | | | |
|-----|------|-----------|-----|-------------|------|-----|------|
| | | P | LTN | DESCRIPTION | DATE | OWN | APVD |
| ES | 00 | - | - | SEE SHEET 1 | - | - | - |



PART NUMBER 2-6600333-3
 UNSPECIFIED REFER TO TEH SHEET 1

| | DIM "TT" | DIM "W" | DIM "U" | DIM "T" | DIM "S" | DIM "R" | DIM "L" | DIM "K" | DIM "G" | DIM "D" | RETENTION CLIP | DESCRIPTION | PART NO |
|----------|----------|---------|---------|---------|---------|---------|---------|---------|---------|----------------|----------------|-------------------|-------------|
| P6 | .300 | .425 | 2.500 | .250 | .250 | 1.700 | 2.850 | .275 | .450 | 2.550 | NO | 2P + 48S + 2P | 5-6600333-2 |
| | .300 | 1.425 | 4.250 | .250 | .250 | 2.700 | 4.600 | .275 | .450 | 4.300 | NO | 6P + 48S + 5P | 5-6600333-1 |
| P1 | .300 | .425 | 2.400 | .250 | .250 | 1.100 | 2.750 | .275 | .450 | 2.450 | NO | 2P + 24S + 4P | 5-6600333-0 |
| | .300 | .175 | 1.100 | - | - | .550 | 1.450 | .275 | .450 | 1.150 | YES | 1P + 12S + 1P | 4-6600333-9 |
| N7 | .300 | 1.225 | 4.000 | .250 | .250 | 2.200 | 4.350 | .275 | .450 | 4.057 | NO | 5P + 24S + 6P | 4-6600333-8 |
| N3 | .300 | .925 | 2.600 | .250 | .250 | 1.300 | 2.950 | .275 | .450 | 2.650 | YES | 4P + 12S + 4P | 4-6600333-6 |
| N5 | .325 | .550 | 2.200 | .300 | .300 | 1.300 | 2.550 | .300 | .475 | 2.250 | YES | 2ACP + 24S + 2ACP | 4-6600333-5 |
| | .300 | .425 | 1.900 | .250 | .250 | 1.100 | 2.250 | .275 | .450 | 1.950 | YES | 2P + 24S + 2P | 4-6600333-4 |
| N4 | .325 | .550 | 2.200 | .300 | .300 | 1.300 | 2.550 | .300 | .475 | 2.250 | YES | 2ACP + 24S + 2ACP | 4-6600333-3 |
| | .300 | 1.925 | 4.700 | .250 | .250 | 2.400 | 5.050 | .275 | .450 | 4.750 | YES | 8P + 16S + 8P | 4-6600333-2 |
| | .300 | .425 | 1.600 | .250 | .250 | .800 | 1.950 | .275 | .450 | 1.650 | YES | 2P + 12S + 2P | 4-6600333-1 |
| | .325 | .850 | 2.800 | .300 | .300 | 1.600 | 3.150 | .300 | .475 | 2.850 | YES | 3ACP + 24S + 3ACP | 3-6600333-9 |
| | .300 | 1.425 | 3.500 | .250 | .250 | 1.700 | 3.850 | .275 | .450 | 3.550 | YES | 6P + 8S + 6P | 3-6600333-8 |
| | .300 | .475 | 2.000 | .250 | .250 | 1.200 | 2.350 | .275 | .450 | 2.050 | YES | 2P + 24S + 2P | 3-6600333-7 |
| | .300 | .925 | 3.700 | .250 | .250 | 2.400 | 4.050 | .275 | .450 | 3.750 | NO | 4P + 56S + 4P | 3-6600333-6 |
| | .300 | .675 | 2.400 | .250 | .250 | 1.350 | 2.750 | .275 | .450 | 2.450 | YES | 3P + 24S + 3P | 3-6600333-5 |
| | .300 | .925 | 2.500 | .250 | .250 | 1.200 | 2.850 | .275 | .450 | 2.550 | YES | 4P + 8S + 4P | 3-6600333-4 |
| | .300 | .925 | 2.700 | .250 | .250 | 1.400 | 3.050 | .275 | .450 | 2.750 | NO | 4P + 16S + 4P | 3-6600333-3 |
| | .300 | .925 | 2.900 | .250 | .250 | 1.600 | 3.250 | .275 | .450 | 2.950 | NO | 4P + 24S + 4P | 3-6600333-2 |
| | .325 | 1.750 | 4.800 | .250 | .300 | 2.475 | 5.150 | .300 | .475 | 4.850 | YES | 6ACP + 24S + 8P | 3-6600333-1 |
| | .300 | .225 | 1.300 | - | - | .750 | 1.650 | .275 | .450 | 1.350 | YES | 1P + 16S + 1P | 3-6600333-0 |
| | .300 | .425 | 2.100 | - | .250 | 1.300 | 2.450 | .275 | .450 | 2.150 | YES | 2P + 32S + 2P | 2-6600333-9 |
| | .300 | .925 | 2.450 | .250 | .250 | 1.400 | 2.800 | .275 | .450 | 2.500 | YES | 4P + 16S + 3P | 2-6600333-8 |
| | .300 | .975 | 3.250 | .250 | .250 | 1.700 | 3.600 | .275 | .450 | 3.300 | YES | 4P + 24S + 5P | 2-6600333-7 |
| | .300 | .675 | 2.400 | .250 | .250 | 1.350 | 2.750 | .275 | .450 | 2.450 | YES | 3P + 24S + 3P | 2-6600333-6 |
| | .300 | .925 | 2.450 | .250 | .250 | 1.400 | 2.800 | .275 | .450 | 2.500 | YES | 4P + 16S + 3P | 2-6600333-5 |
| | .275 | 2.000 | 5.450 | △ | △ | 2.650 | 5.800 | .250 | .425 | 5.500 | YES | 10P + 24S + 12P | 2-6600333-4 |
| | 1.875 | 2.150 | 7.600 | .200 | .200 | 2.700 | 7.950 | 1.850 | 2.025 | 7.650 | YES | 64S+11P+20S+15P | 2-6600333-3 |
| | .275 | 2.000 | 5.450 | △ | △ | 2.650 | 5.800 | .250 | .425 | 5.500 | YES | 10P + 24S + 12P | 2-6600333-2 |
| | .325 | 1.750 | 4.800 | .250 | .300 | 2.475 | 5.150 | .300 | .475 | 4.850 | YES | 6ACP + 24S + 8P | 2-6600333-1 |
| | .300 | .475 | 2.000 | .250 | .250 | 1.200 | 2.350 | .275 | .450 | 2.050 | YES | 2P + 24S + 2P | 1-6600333-6 |
| | .300 | 1.425 | 3.900 | .250 | .250 | 2.100 | 4.250 | .275 | .450 | 3.950 | YES | 6P + 24S + 6P | 1-6600333-5 |
| | .300 | .975 | 3.200 | .250 | .250 | 1.900 | 3.550 | .275 | .450 | 3.250 | YES | 4P + 32S + 4P | 1-6600333-4 |
| | .300 | 1.425 | 3.900 | .250 | .250 | 2.100 | 4.250 | .275 | .450 | 3.950 | YES | 6P + 24S + 6P | 1-6600333-3 |
| | .300 | .425 | 1.900 | .250 | .250 | 1.100 | 2.250 | .275 | .450 | 1.950 | YES | 2P + 24S + 2P | 1-6600333-2 |
| | .325 | .850 | 2.800 | .300 | .300 | 1.600 | 3.150 | .300 | .475 | 2.850 | YES | 3ACP + 24S + 3ACP | 1-6600333-1 |
| | .300 | .475 | 1.800 | .250 | .250 | 1.000 | 2.150 | .275 | .450 | 1.850 | YES | 2P + 16S + 2P | 1-6600333-0 |
| | .300 | .225 | 1.300 | - | - | .750 | 1.650 | .275 | .450 | 1.350 | YES | 1P + 16S + 1P | 6600333-9 |
| | .300 | .425 | 3.250 | - | .250 | 2.700 | 3.600 | .275 | .450 | 3.300 | YES | 2P + 88S + 1P | 6600333-8 |
| | .300 | .725 | 2.300 | .250 | .250 | 1.250 | 2.650 | .275 | .450 | 2.350 | YES | 3P + 16S + 3P | 6600333-7 |
| | .300 | .975 | 3.000 | .250 | .250 | 1.700 | 3.350 | .275 | .450 | 3.050 | YES | 4P + 24S + 4P | 6600333-6 |
| | .300 | .475 | 2.000 | .250 | .250 | 1.200 | 2.350 | .275 | .450 | 2.050 | YES | 2P + 24S + 2P | 6600333-5 |
| | .300 | .425 | 1.700 | .250 | .250 | .900 | 2.050 | .275 | .450 | 1.750 | YES | 2P + 16S + 2P | 6600333-4 |
| | .325 | 1.450 | 4.000 | .300 | .300 | 2.200 | 4.350 | .300 | .475 | 4.050 | YES | 5ACP + 24S + 5ACP | 6600333-1 |
| DIM "TT" | DIM "W" | DIM "U" | DIM "T" | DIM "S" | DIM "R" | DIM "L" | DIM "K" | DIM "G" | DIM "D" | RETENTION CLIP | DESCRIPTION | PART NO | |

OBSOLETE

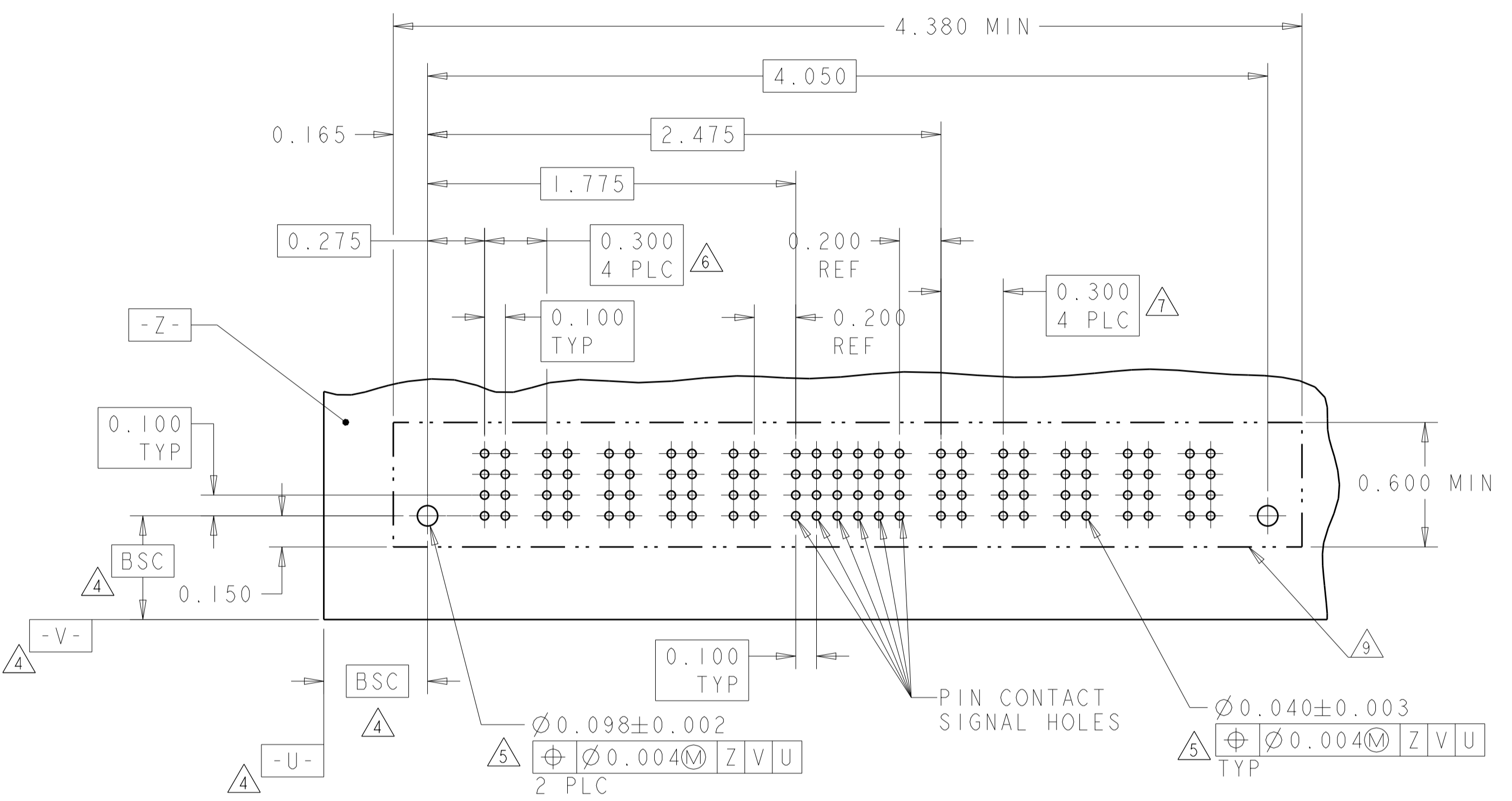
THIS DRAWING IS A CONTROLLED DOCUMENT.

| | | | |
|---------------------|--|---|---|
| DIMENSIONS: INCH | TOLERANCES UNLESS OTHERWISE SPECIFIED: 0 PLC ±. 1 PLC ±.01 2 PLC ±.01 3 PLC ±.005 4 PLC ±.002 ANGLES ±.002 | OWN J. McCLINTON 23MAR2005 CHK D. TROUT 23MAR2005 APVD B. WILBYNE 23MAR2005 | NAME VERTICAL HEADER ASSEMBLY, W/GUIDES, PRESS FIT, TYPE PSP MULTI-BEAM XL |
| MATERIAL | FINISH | PRODUCT SPEC 108-1973 APPLICATION SPEC 114-13038 | SIZE A100779 |
| Customer Drawing | | WEIGHT | RESTRICTED TO |

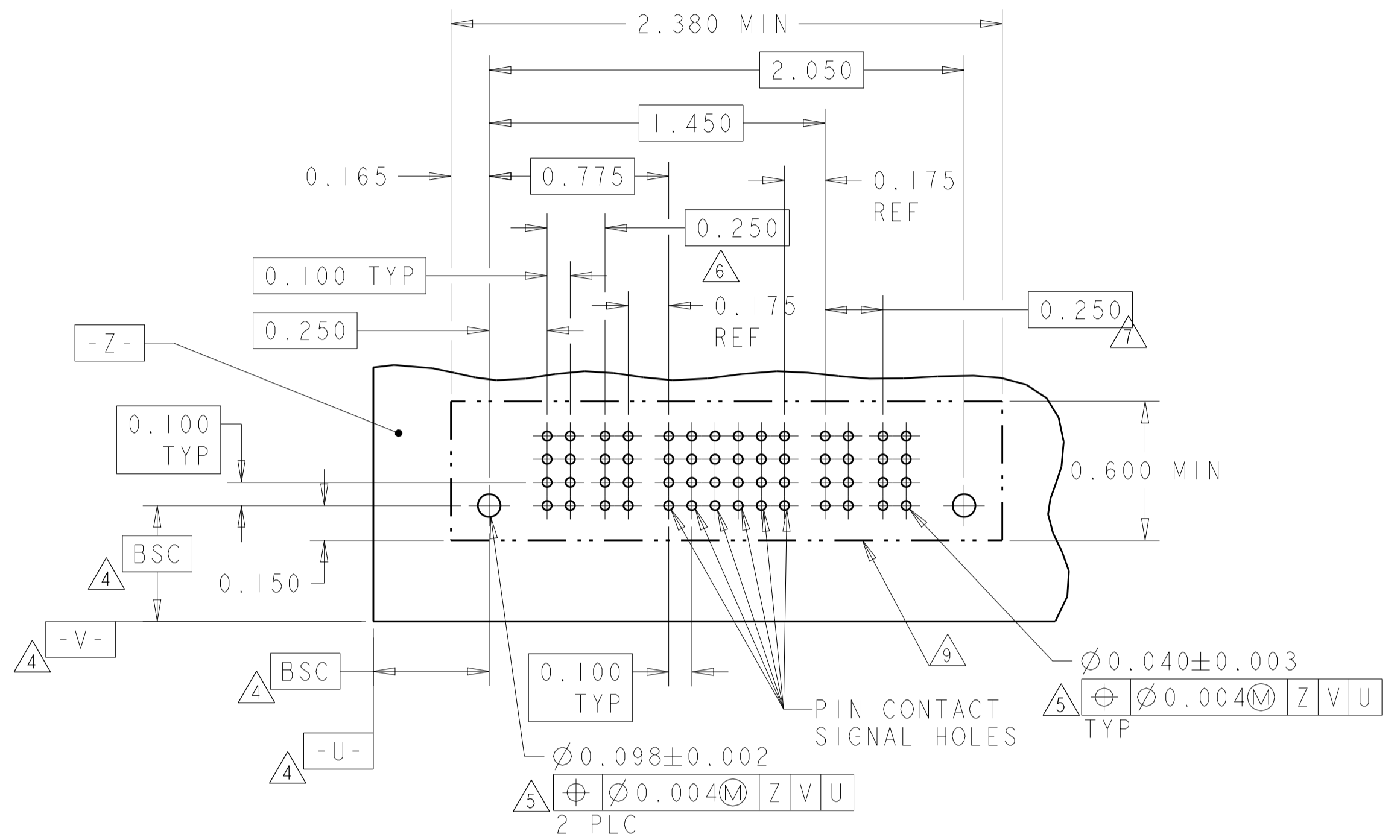
SCALE 3:1 SHEET 2 OF 22 REV P7

| PART NUMBER | ROWS | POWER | | | | | SIGNAL | | | | | | POWER | | | | |
|---------------|------|-------|----|----|----|----|--------|----|----|----|----|----|-------|----|----|----|-----|
| | | P1 | P2 | P3 | P4 | P5 | 1 | 2 | 3 | 4 | 5 | 6 | P6 | P7 | P8 | P9 | P10 |
| 6600333-1 | D | VM | VM | VM | VM | VM | EV | EV | EV | EV | EV | EV | VM | VM | VM | VM | VM |
| | C | | | | | | EV | EV | EV | EV | EV | EV | | | | | |
| | B | | | | | | EV | EV | EV | EV | EV | EV | | | | | |
| | A | | | | | | ES | ES | ES | ES | ES | ES | | | | | |
| 5ACP+24S+5ACP | | HD | | | | | | | | | | | | | | | |

| PART NUMBER | ROWS | POWER | | SIGNAL | | | | | | POWER | | |
|-------------|------|-------|----|--------|----|----|----|----|----|-------|----|----|
| | | P1 | P2 | 1 | 2 | 3 | 4 | 5 | 6 | P3 | P4 | |
| 6600333-5 | D | VM | VM | EV | EV | EV | EV | EV | EV | EV | VM | VM |
| | C | | | EV | EV | EV | EV | EV | EV | | | |
| | B | | | EV | EV | EV | EV | EV | EV | | | |
| | A | | | ES | ES | ES | ES | ES | ES | | | |
| 2P+24S+2P | | HD | | | | | | | | | | |



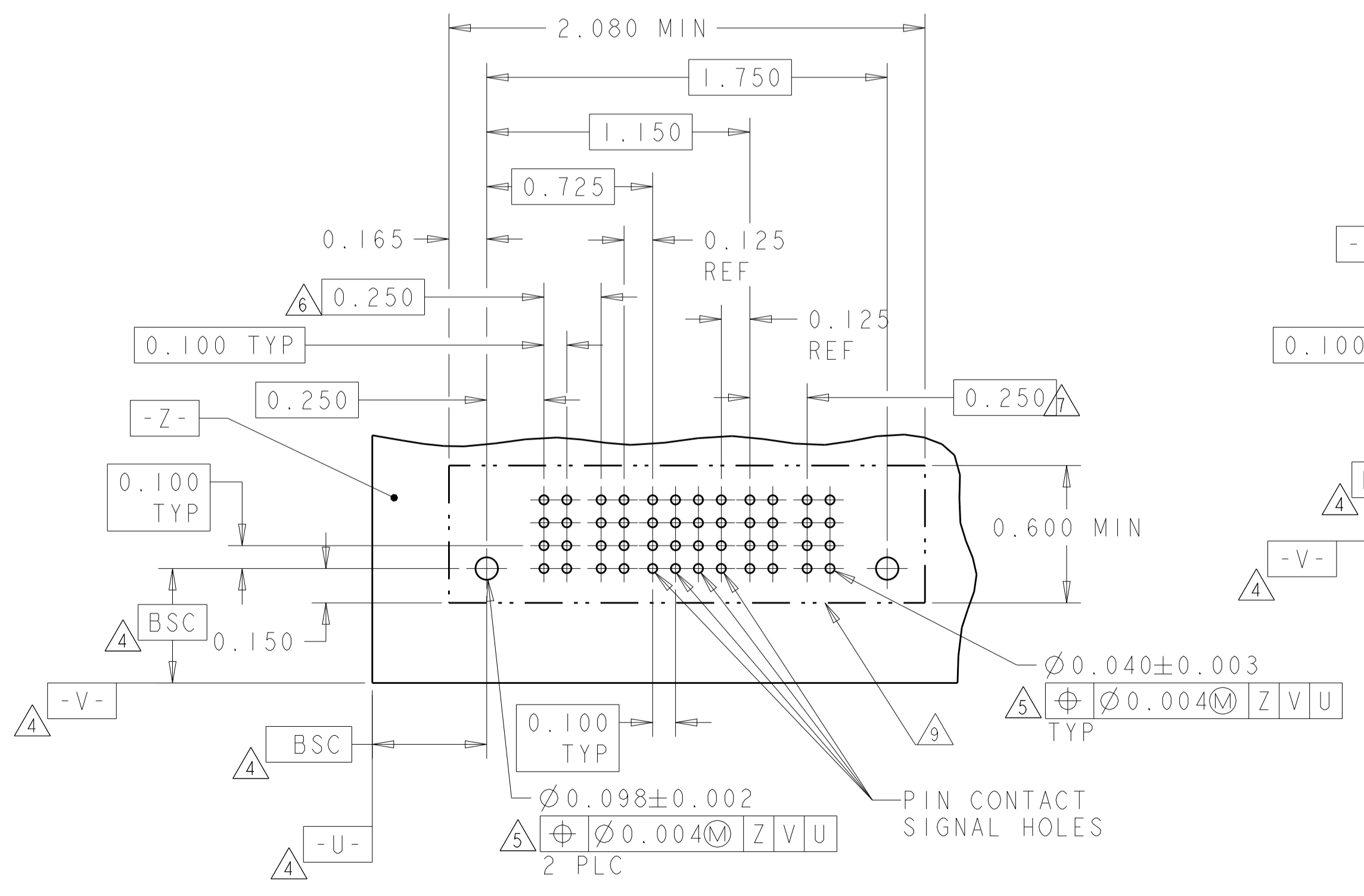
RECOMMENDED PCB LAYOUT 6600333-1
SCALE 2:1



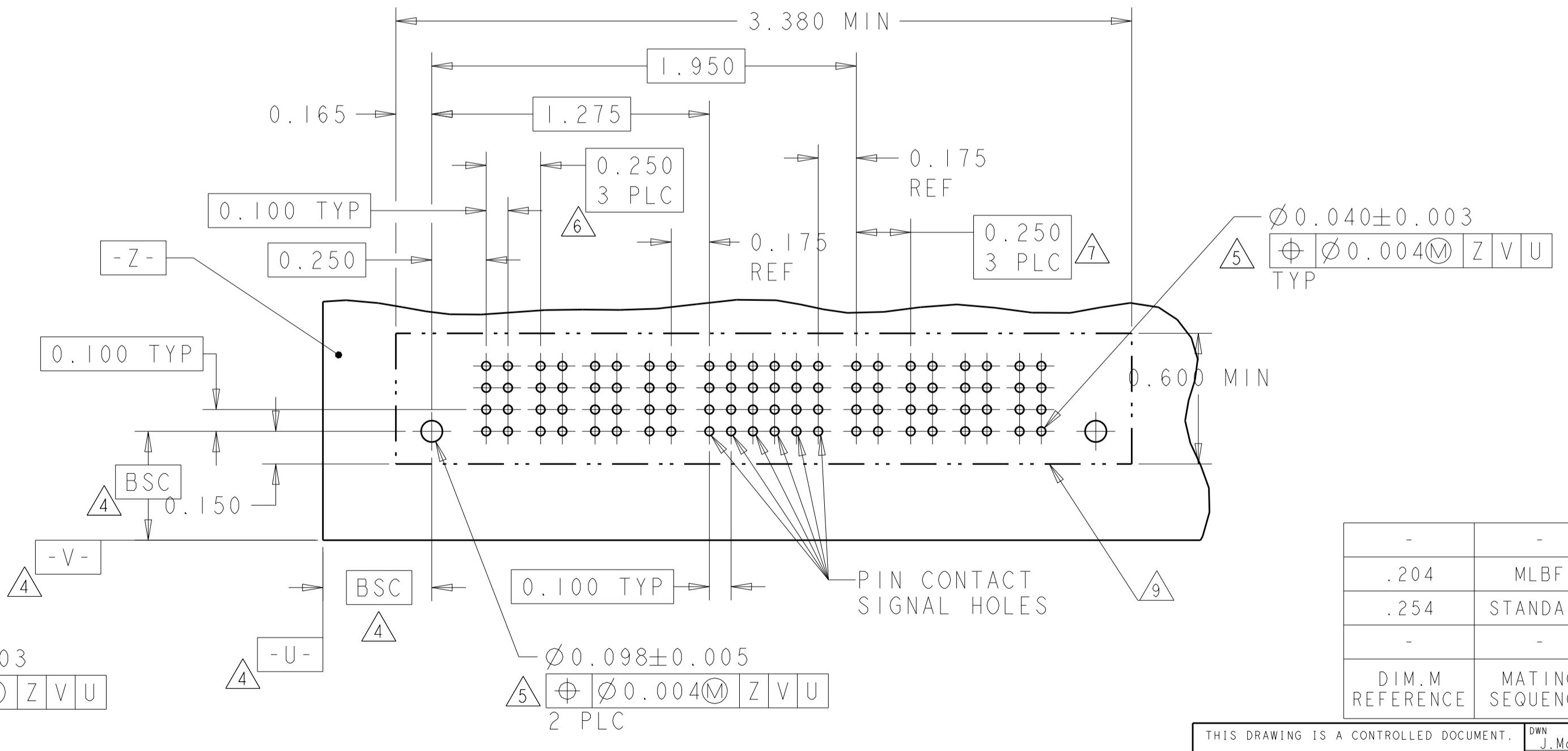
RECOMMENDED PCB LAYOUT 6600333-5
SCALE 2:1

| PART NUMBER | ROWS | POWER | | SIGNAL | | | | POWER | |
|-------------|------|-------|----|--------|----|----|----|-------|----|
| | | P1 | P2 | 1 | 2 | 3 | 4 | P3 | P4 |
| 6600333-4 | D | VM | VM | EV | EV | EV | EV | VM | VM |
| | C | | | EV | EV | EV | EV | | |
| | B | | | EV | EV | EV | EV | | |
| | A | | | EV | EV | EV | EV | | |
| 2P+16S+2P | | HD | | | | | | | |

| PART NUMBER | ROWS | POWER | | | | SIGNAL | | | | | | POWER | | | |
|-------------|------|-------|----|----|----|--------|----|----|----|----|----|-------|----|----|----|
| | | P1 | P2 | P3 | P4 | 1 | 2 | 3 | 4 | 5 | 6 | P5 | P6 | P7 | P8 |
| 6600333-6 | D | VM | VM | VM | VM | ES | ES | ES | ES | EV | ES | VM | VM | VM | VM |
| | C | | | | | ES | ES | ES | ES | ES | | | | | |
| | B | | | | | ES | ES | ES | ES | EV | ES | | | | |
| | A | | | | | ES | ES | EV | ES | EV | ES | | | | |
| 4P+24S+4P | | HD | | | | | | | | | | | | | |



RECOMMENDED PCB LAYOUT 6600333-4
SCALE 2:1



RECOMMENDED PCB LAYOUT 6600333-6
SCALE 2:1

| DIM. M REFERENCE | MATING SEQUENCE | DESCRIPTION | IDENTIFIER |
|------------------|-----------------|---------------------------------|------------|
| - | - | RETENTION CLIP | HD |
| .204 | MLBF | SIGNAL CONTACT .165 TAIL LENGTH | ES |
| .254 | STANDARD | SIGNAL CONTACT .165 TAIL LENGTH | EV |
| - | - | POWER CONTACT .165 TAIL LENGTH | VM |

THIS DRAWING IS A CONTROLLED DOCUMENT.

| | | | | |
|------------------|--|-----------------------------|-------------------------|--------------------------|
| DIMENSIONS: INCH | TOLERANCES UNLESS OTHERWISE SPECIFIED: | OWN: J. McCLINTON 23MAR2005 | CHK: D. TROUT 23MAR2005 | APVD: B. MLYNE 23MAR2005 |
| 0 PLC ±.01 | 1 PLC ±.01 | PRODUCT SPEC | | |
| 2 PLC ±.01 | 3 PLC ±.005 | 108-1973 | | |
| 4 PLC ±.002 | ANGLES ±.020 | APPLICATION SPEC | | |
| MATERIAL: - | FINISH: - | 114-13038 | WEIGHT: - | Customer Drawing |

Customer Drawing

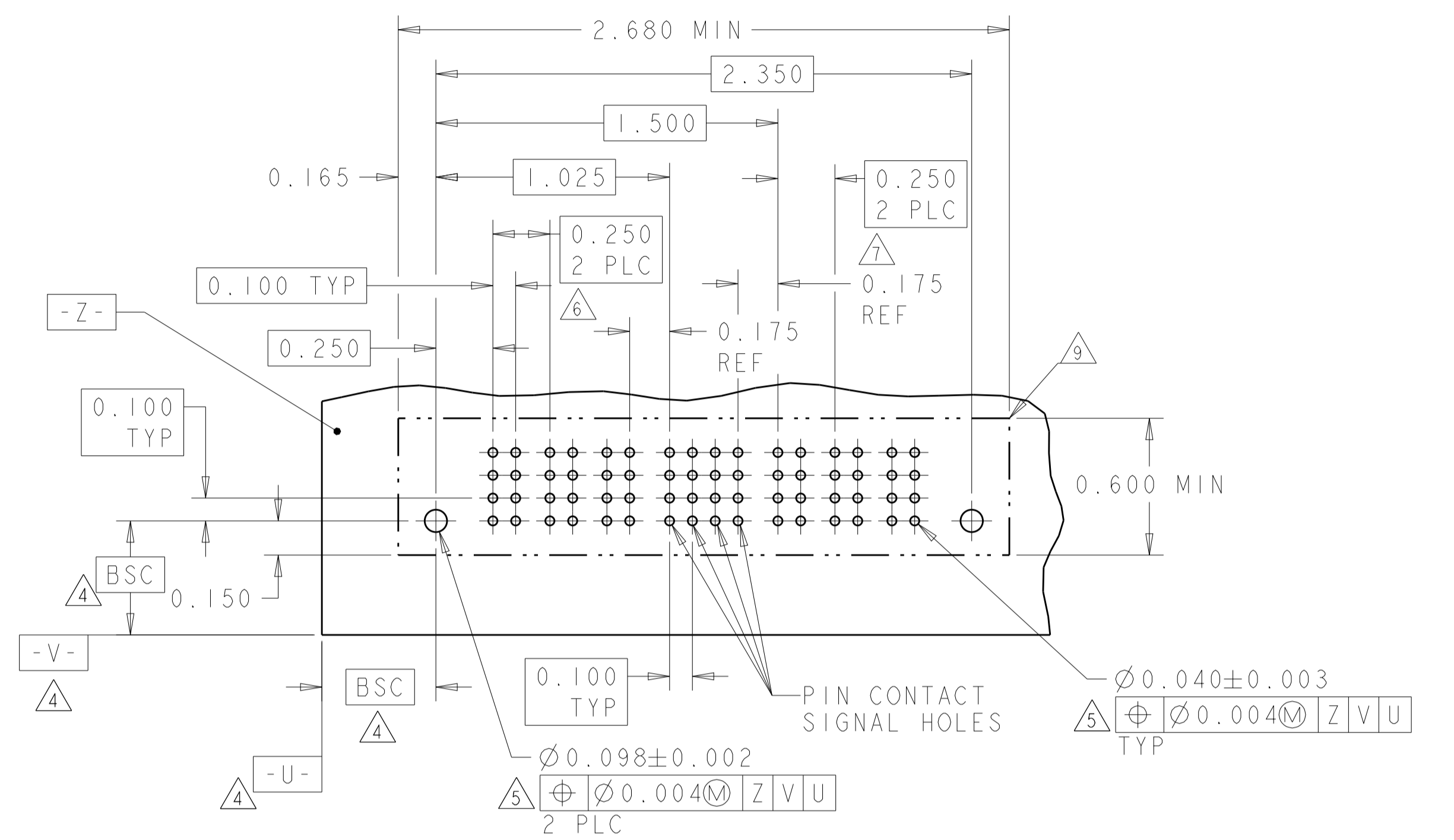
SCALE 3:1 SHEET 3 OF 22 REV P7

STE TE Connectivity

NAME: VERTICAL HEADER ASSEMBLY, W/GUIDES, PRESS FIT, TYPE PSP MULTI-BEAM XL

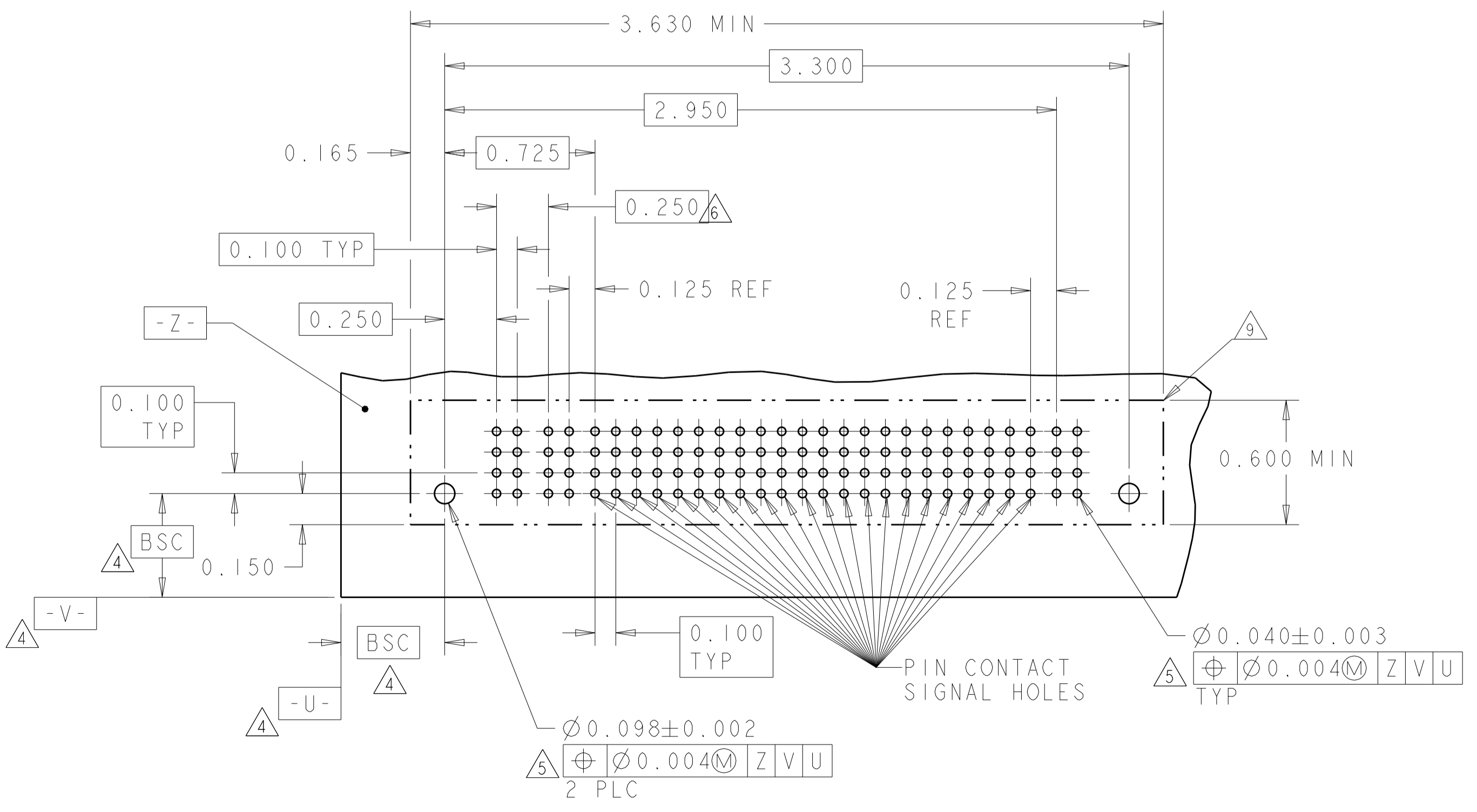
SIZE: A100779 C=6600333

| PART NUMBER | ROWS | POWER | | | SIGNAL | | | | POWER | | |
|-------------|------|-------|----|----|--------|----|----|----|-------|----|----|
| | | P1 | P2 | P3 | 1 | 2 | 3 | 4 | P4 | P5 | P6 |
| 6600333-7 | D | VM | VM | VM | EV | EV | EV | EV | VM | VM | VM |
| | C | | | | ES | ES | ES | ES | | | |
| | B | | | | ES | ES | ES | ES | | | |
| | A | | | | EV | EV | EV | EV | | | |
| 3P+16S+3P | | HD | | | | | | | | | HD |



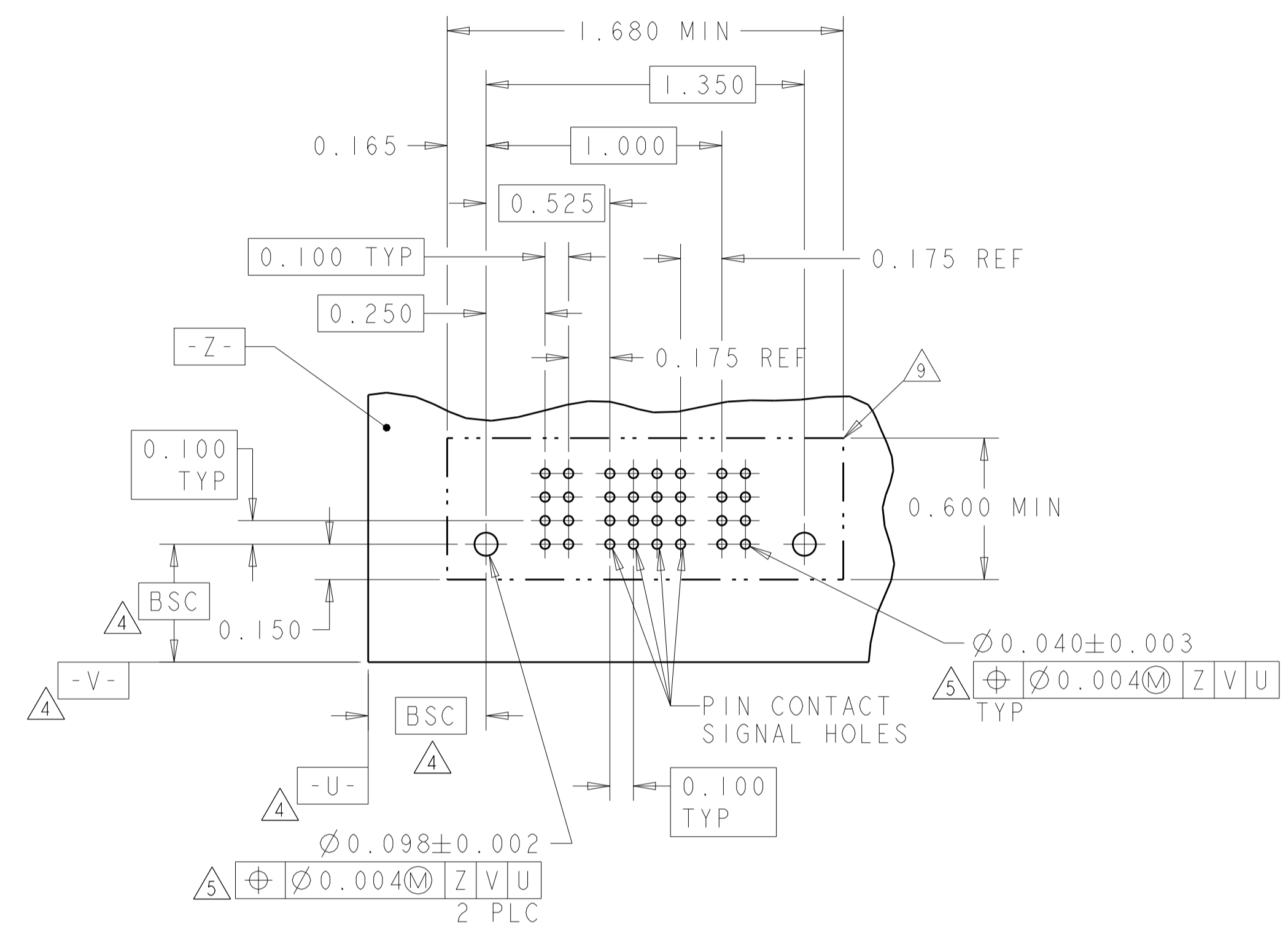
RECOMMENDED PCB LAYOUT 6600333-7
 SCALE 2:1

| PART NUMBER | ROWS | POWER | | SIGNAL | | | | | | | | | | | | | | | | | | POWER | | | | | | |
|-------------|------|-------|----|--------|----|----|----|----|----|----|----|----|----|----|----|----|----|----|----|----|----|-------|----|----|----|----|----|----|
| | | P1 | P2 | 1 | 2 | 3 | 4 | 5 | 6 | 7 | 8 | 9 | 10 | 11 | 12 | 13 | 14 | 15 | 16 | 17 | 18 | 19 | 20 | 21 | 22 | P3 | | |
| 6600333-8 | D | VM | VM | EV | EV | EV | EV | EV | EV | EV | EV | EV | EV | EV | EV | EV | EV | EV | EV | EV | EV | EV | EV | EV | EV | EV | VM | |
| | C | | | EV | EV | EV | EV | EV | EV | EV | EV | EV | EV | EV | EV | EV | EV | EV | EV | EV | EV | EV | EV | EV | EV | EV | | |
| | B | | | EV | EV | EV | EV | EV | EV | EV | EV | EV | EV | EV | EV | EV | EV | EV | EV | EV | EV | EV | EV | EV | EV | EV | | EV |
| | A | | | EV | EV | EV | EV | EV | EV | EV | EV | EV | EV | EV | EV | EV | EV | EV | EV | EV | EV | EV | EV | EV | EV | EV | | EV |
| 2P+88S+1P | | HD | | | | | | | | | | | | | | | | | | | | | | | | | HD | |



RECOMMENDED PCB LAYOUT 6600333-8
 SCALE 2:1

| PART NUMBER | ROWS | POWER | | SIGNAL | | | | POWER |
|-------------|------|-------|----|--------|----|----|----|-------|
| | | P1 | P2 | 1 | 2 | 3 | 4 | P2 |
| 6600333-9 | D | VM | VM | ES | EV | ES | EV | VM |
| | C | | | EV | EV | EV | EV | |
| | B | | | ES | EV | ES | EV | |
| | A | | | ES | EV | ES | EV | |
| 1P+16S+1P | | HD | | | | | | HD |



RECOMMENDED PCB LAYOUT 6600333-9
 SCALE 2:1

| PART NUMBER | ROWS | POWER | | SIGNAL | | | | POWER |
|-------------|------|-------|----|--------|----|----|----|-------|
| | | P1 | P2 | 1 | 2 | 3 | 4 | P2 |
| 3-6600333-0 | D | VM | VM | ES | EV | EV | ES | VM |
| | C | | | EV | EV | EV | EV | |
| | B | | | EV | EV | EV | EV | |
| | A | | | EV | EV | EV | EV | |
| 1P+16S+1P | | HD | | | | | | HD |

THE PCB LAYOUT OF 3-6600333-0 IS SAME AS 6600333-9

THIS DRAWING IS A CONTROLLED DOCUMENT. DWN J. McCLINTON 23MAR2005
 CHK D. TROUT 23MAR2005
 APVD B. MLYNE 23MAR2005

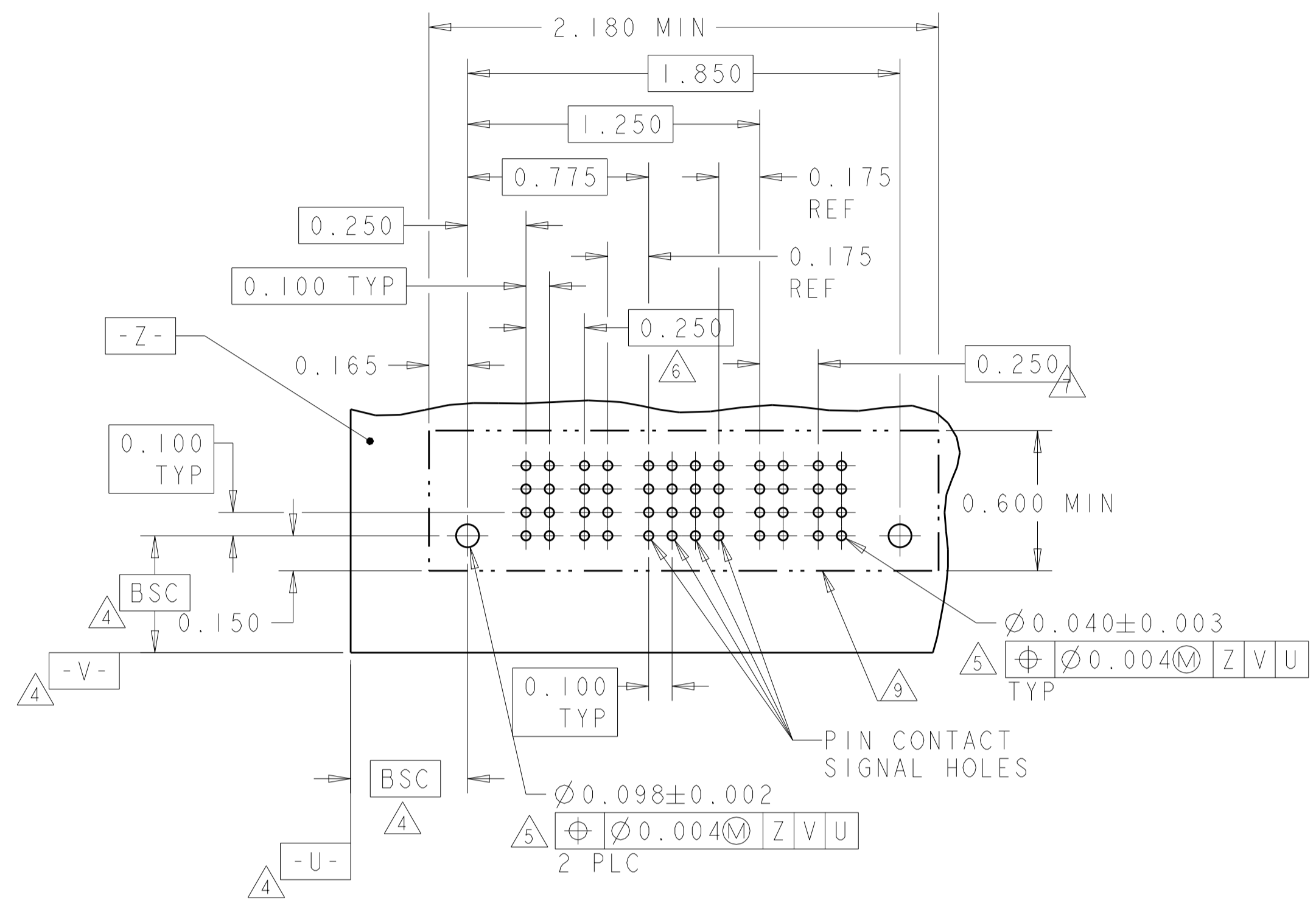
DIMENSIONS: INCH TOLERANCES UNLESS OTHERWISE SPECIFIED:
 0 PLC ±.01
 1 PLC ±.01
 2 PLC ±.01
 3 PLC ±.005
 4 PLC ±.002
 ANGLES ±.020

MATERIAL: FINISH: WEIGHT: SIZE: CAGE CODE: DRAWING NO: RESTRICTED TO:
 A100779C=6600333

Customer Drawing SCALE 3:1 SHEET 4 OF 22 REV P7

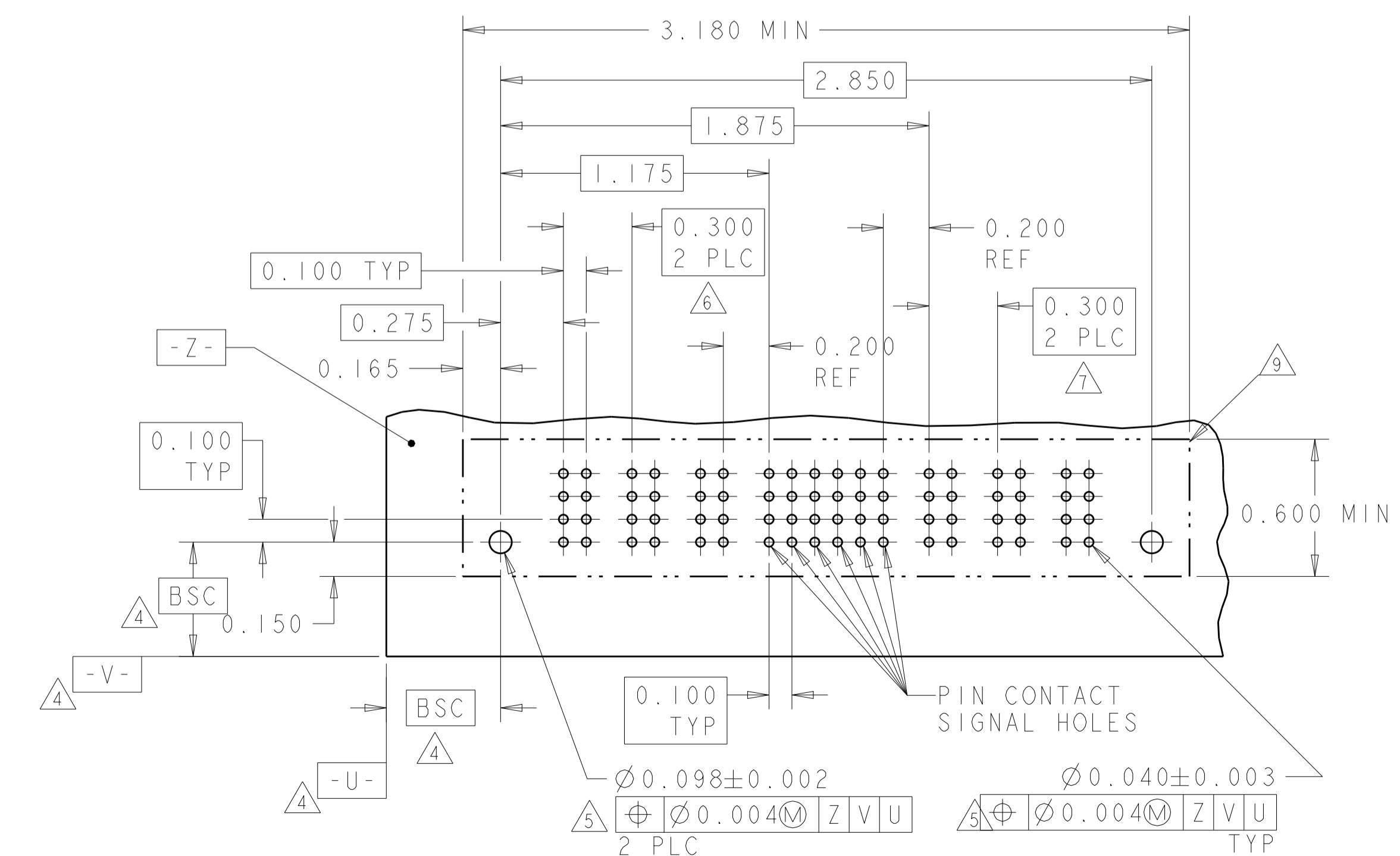
STE TE Connectivity
 VERTICAL HEADER ASSEMBLY, W/GUIDES, PRESS FIT, TYPE PSP MULTI-BEAM XL

| PART NUMBER | ROWS | POWER | | SIGNAL | | | | POWER | |
|-------------|------|-------|----|--------|----|----|----|-------|----|
| | | P1 | P2 | 1 | 2 | 3 | 4 | P3 | P4 |
| I-6600333-0 | D | VM | VM | EV | EV | EV | EV | VM | VM |
| | C | | | ES | ES | ES | ES | | |
| | B | | | ES | ES | ES | ES | | |
| | A | | | EV | EV | EV | EV | | |
| 2P+16S+2P | | HD | | | | | | HD | |



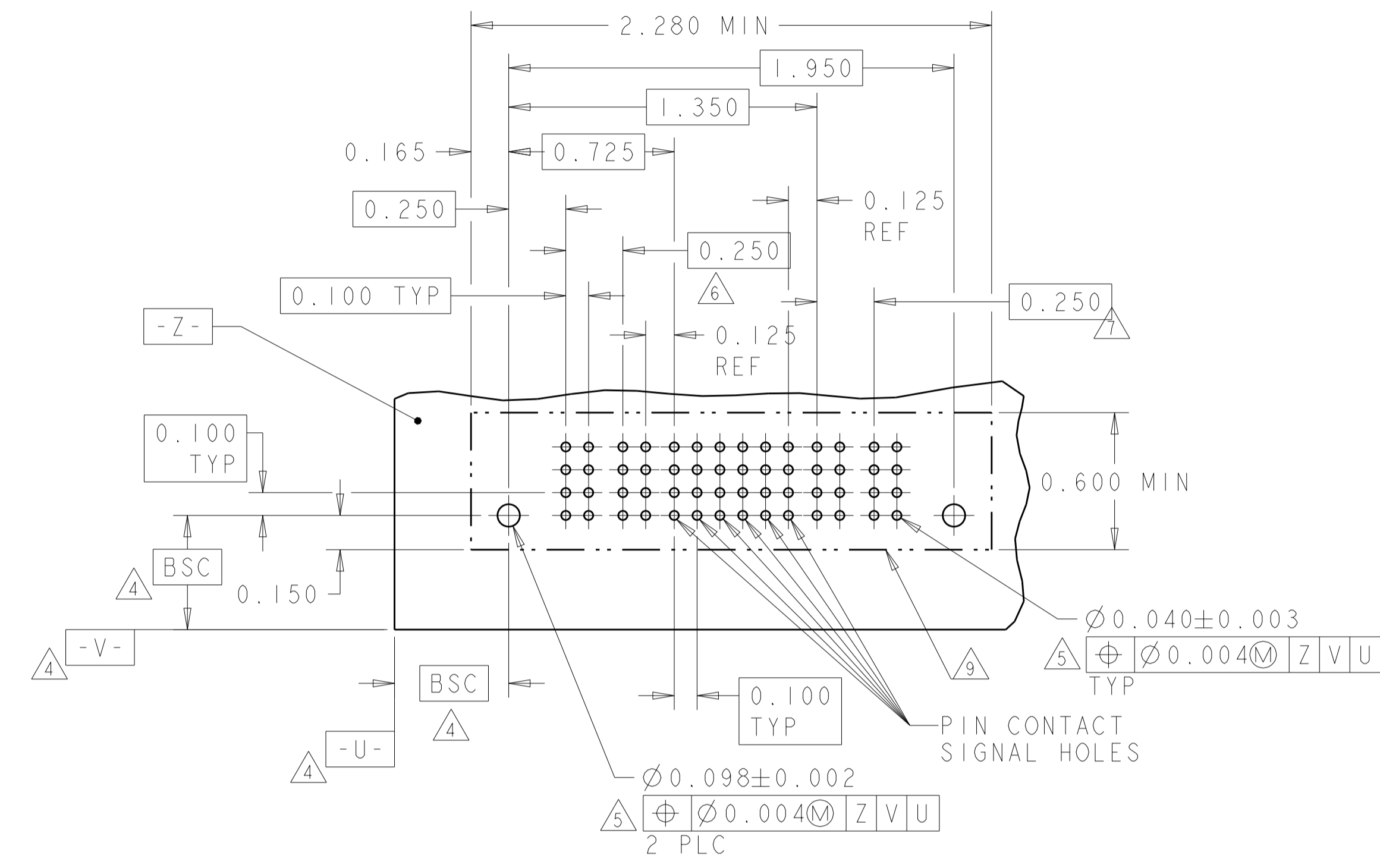
RECOMMENDED PCB LAYOUT I-6600333-0
 SCALE 2:1

| PART NUMBER | ROWS | POWER | | | SIGNAL | | | | | | POWER | | |
|---------------|------|-------|----|----|--------|----|----|----|----|----|-------|----|----|
| | | P1 | P2 | P3 | 1 | 2 | 3 | 4 | 5 | 6 | P4 | P5 | P6 |
| I-6600333-1 | D | VM | VM | VM | EV | EV | EV | EV | EV | EV | VM | VM | VM |
| | C | | | | EV | EV | EV | EV | EV | | | | |
| | B | | | | EV | EV | EV | EV | EV | | | | |
| | A | | | | EV | EV | EV | EV | EV | | | | |
| 3ACP+24S+3ACP | | HD | | | | | | | | HD | | | |



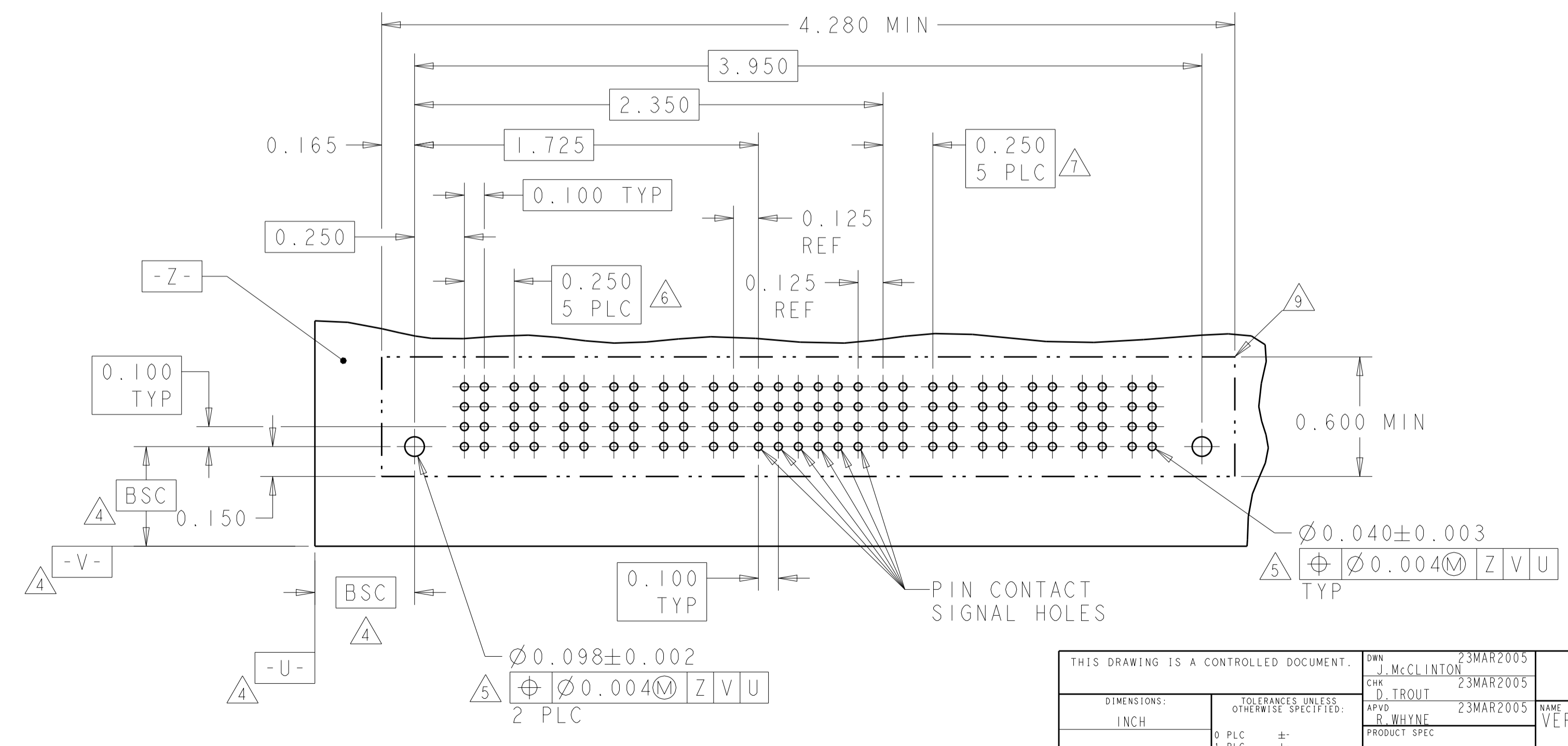
RECOMMENDED PCB LAYOUT I-6600333-1
 SCALE 2:1

| PART NUMBER | ROWS | POWER | | SIGNAL | | | | | | POWER | |
|-------------|------|-------|----|--------|----|----|----|----|----|-------|----|
| | | P1 | P2 | 1 | 2 | 3 | 4 | 5 | 6 | P3 | P4 |
| I-6600333-2 | D | VM | VM | EV | EV | EV | EV | EV | EV | VM | VM |
| | C | | | EV | EV | EV | EV | EV | | | |
| | B | | | EV | EV | EV | EV | EV | | | |
| | A | | | EV | EV | EV | EV | EV | | | |
| 2P+24S+2P | | HD | | | | | | | | HD | |



RECOMMENDED PCB LAYOUT I-6600333-2
 SCALE 2:1

| PART NUMBER | ROWS | POWER | | | | | | SIGNAL | | | | | | POWER | | | | | | | |
|-------------|------|-------|----|----|----|----|----|--------|----|----|----|----|----|-------|----|----|-----|-----|-----|--|--|
| | | P1 | P2 | P3 | P4 | P5 | P6 | 1 | 2 | 3 | 4 | 5 | 6 | P7 | P8 | P9 | P10 | P11 | P12 | | |
| I-6600333-3 | D | VM | VM | VM | VM | VM | VM | EV | EV | EV | EV | EV | EV | VM | VM | VM | VM | VM | VM | | |
| | C | | | | | | | EV | EV | EV | EV | EV | | | | | | | | | |
| | B | | | | | | | EV | EV | EV | EV | EV | | | | | | | | | |
| | A | | | | | | | EV | EV | EV | EV | EV | | | | | | | | | |
| 6P+24S+6P | | HD | | | | | | | | | | | | | | HD | | | | | |



RECOMMENDED PCB LAYOUT I-6600333-3
 SCALE 2:1

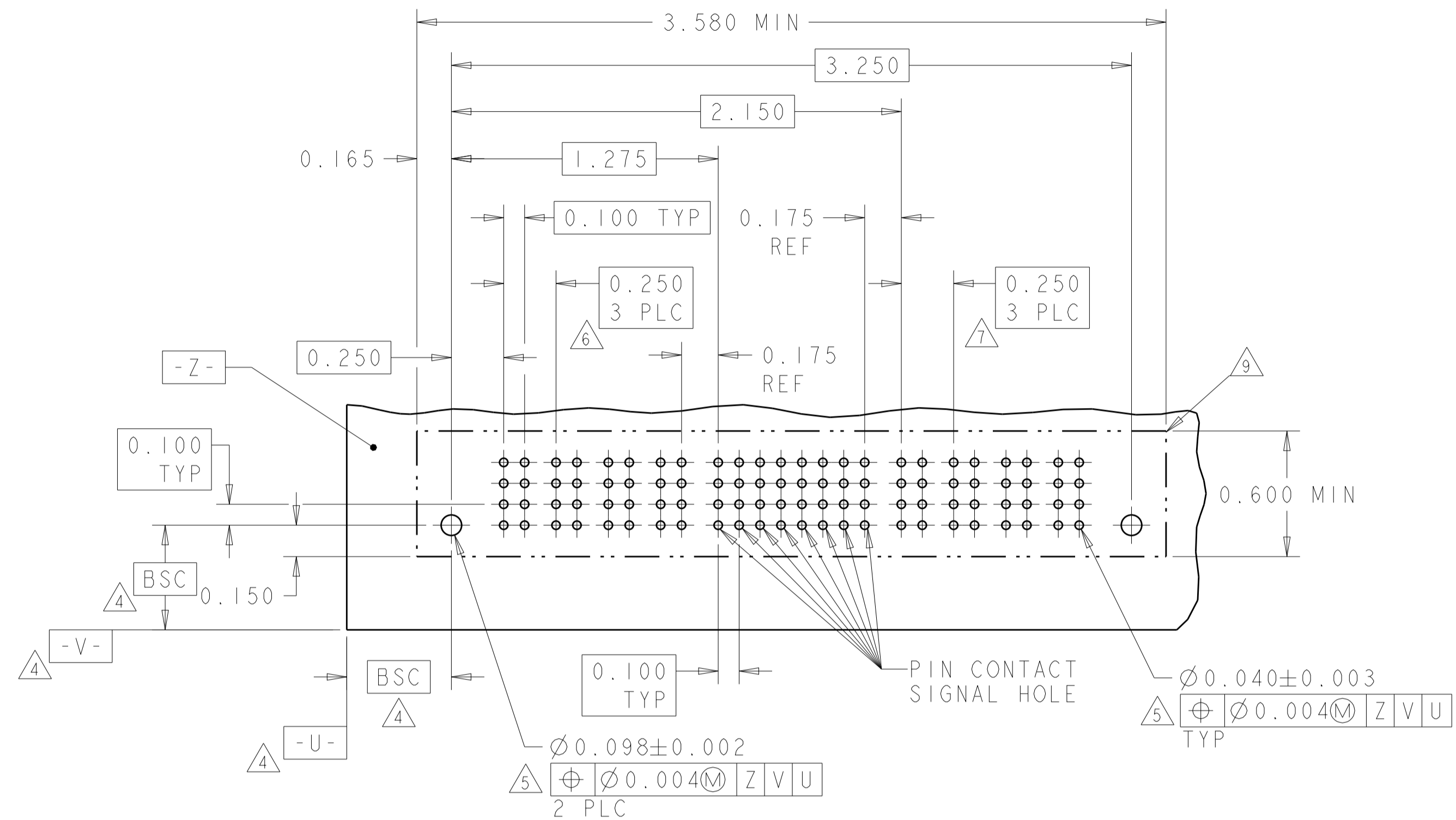
| LOC | DIST | REVISIONS | | | |
|-----|------|-----------|------|----|------|
| ES | 00 | REV | DATE | BY | APPV |
| | | 1 | | | |
| | | 2 | | | |

THIS DRAWING IS A CONTROLLED DOCUMENT.

| | | | | |
|------------------|--|---|-------------------------|--------------------------|
| DIMENSIONS: INCH | TOLERANCES UNLESS OTHERWISE SPECIFIED: | OWN: J. McCLINTON 23MAR2005 | CHK: D. TROUT 23MAR2005 | APVD: P. MLYNE 23MAR2005 |
| 0 PLC ±.01 | 1 PLC ±.01 | NAME: VERTICAL HEADER ASSEMBLY, W/GUIDES, PRESS FIT, TYPE PSP MULTI-BEAM XL | | |
| 2 PLC ±.005 | 3 PLC ±.005 | SIZE: CAGE CODE DRAWING NO: RESTRICTED TO | | |
| 4 PLC ±.002 | ANGLES ±.020 | A100779C=6600333 | | |
| MATERIAL: | FINISH: | WEIGHT: 114-13038 | | |
| | | Customer Drawing | | |

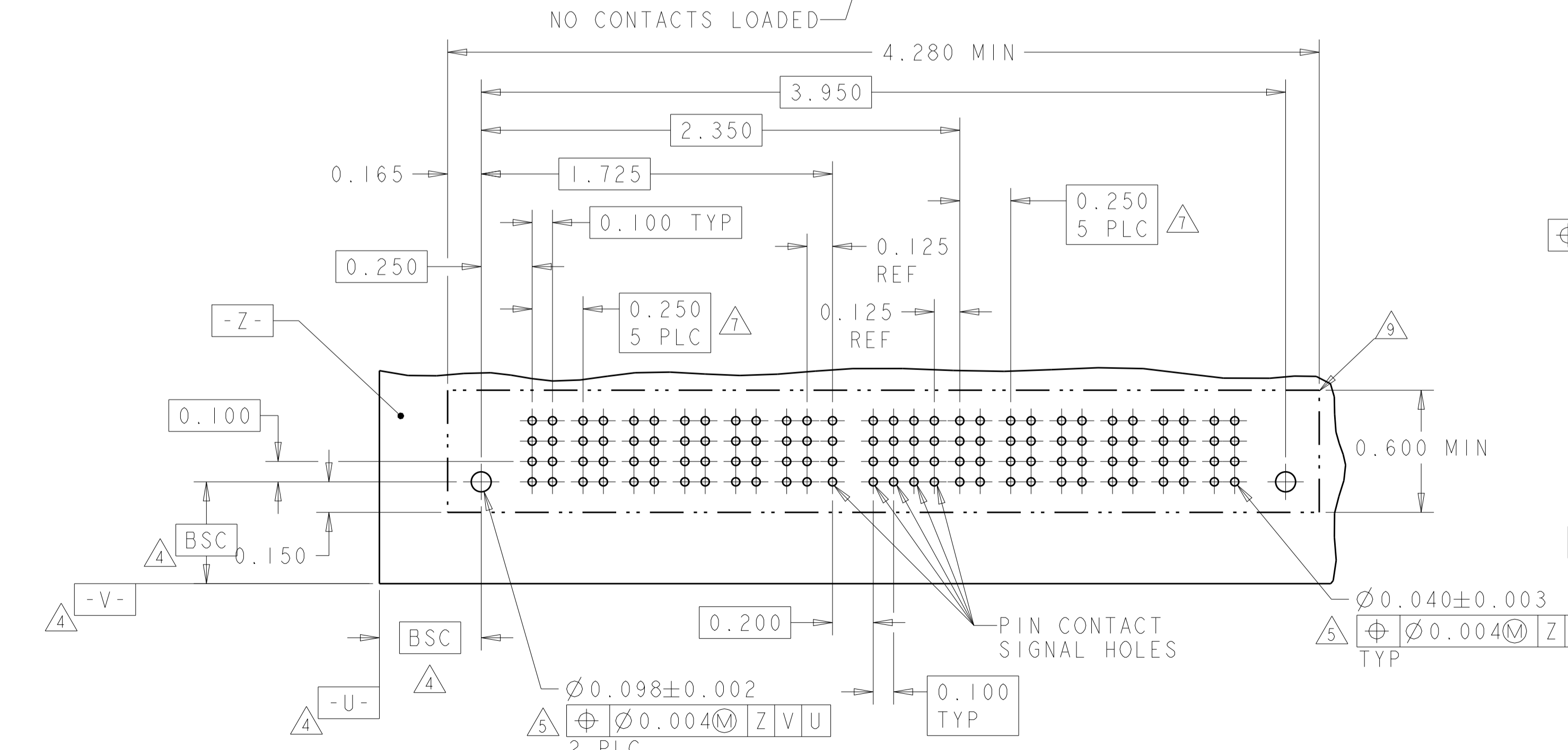
SCALE 3:1 SHEET 5 OF 22 REV P7

| PART NUMBER | ROWS | POWER | | | | SIGNAL | | | | | | | | POWER | | | |
|-------------|------|-------|----|----|----|--------|----|----|----|----|----|----|----|-------|----|----|----|
| | | P1 | P2 | P3 | P4 | 1 | 2 | 3 | 4 | 5 | 6 | 7 | 8 | P5 | P6 | P7 | P8 |
| 1-6600333-4 | D | VM | VM | VM | VM | EV | EV | EV | EV | EV | EV | EV | EV | VM | VM | VM | VM |
| | C | | | | | EV | EV | EV | EV | EV | EV | EV | | | | | |
| | B | | | | | EV | EV | EV | EV | EV | EV | EV | | | | | |
| | A | | | | | EV | EV | EV | EV | EV | EV | EV | | | | | |
| 4P+32S+4P | | HD | | | | | | | | | | | | | | | |



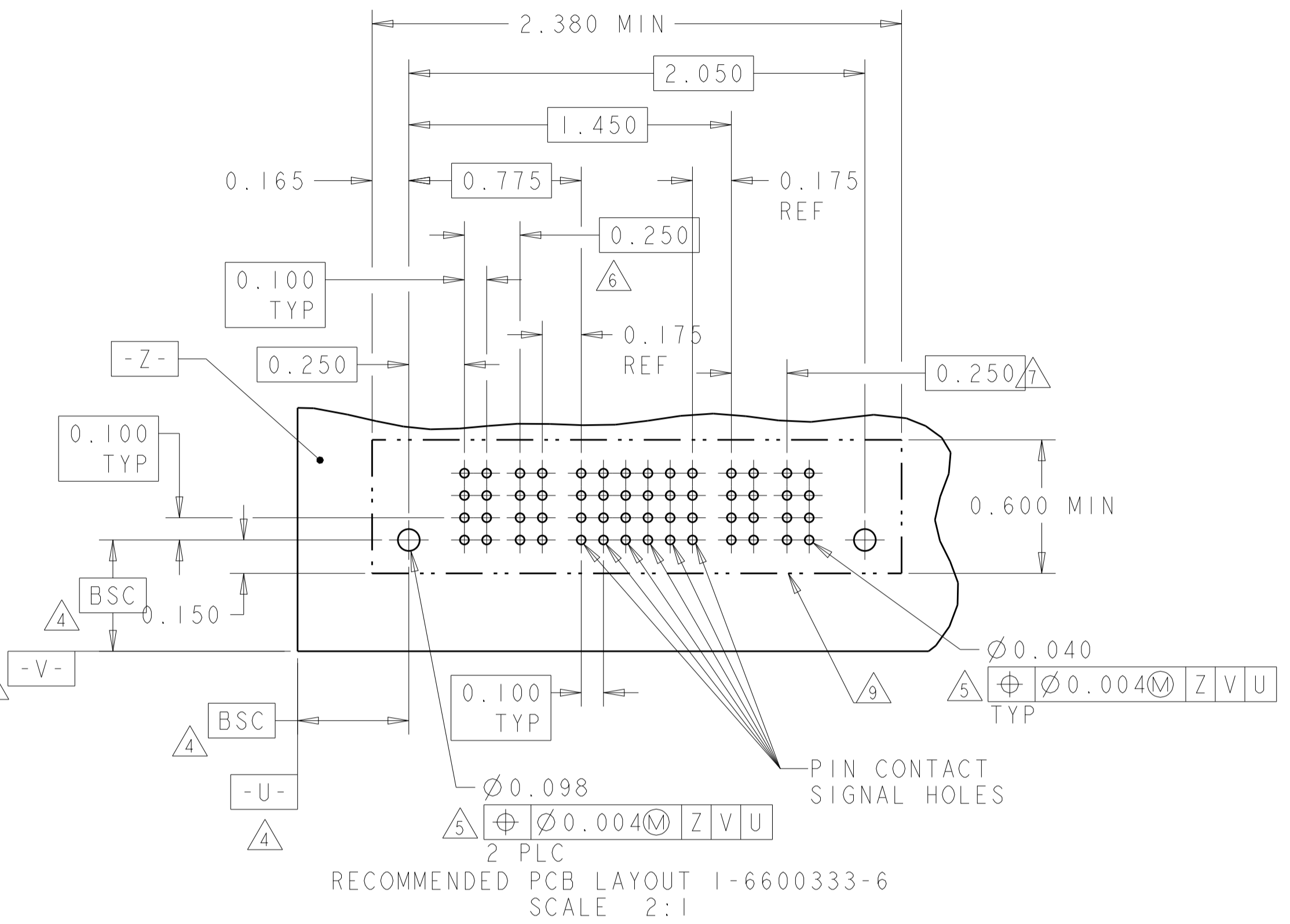
RECOMMENDED PCB LAYOUT 1-6600333-4
 SCALE 2:1

| PART NUMBER | ROWS | POWER | | | | | | SIGNAL | | | | | | POWER | | | | | |
|-------------|------|-------|----|----|----|----|----|--------|----|----|----|----|----|-------|----|----|-----|-----|-----|
| | | P1 | P2 | P3 | P4 | P5 | P6 | 1 | 2 | 3 | 4 | 5 | 6 | P7 | P8 | P9 | P10 | P11 | P12 |
| 1-6600333-5 | D | VM | VM | VM | VM | VM | VM | EV | EV | EV | EV | EV | VM | VM | VM | VM | VM | VM | VM |
| | C | | | | | | | EV | EV | EV | EV | EV | | | | | | | |
| | B | | | | | | | EV | EV | EV | EV | EV | | | | | | | |
| | A | | | | | | | EV | EV | EV | EV | ES | | | | | | | |
| 6P+24S+6P | | HD | | | | | | | | | | | | | | | | | |



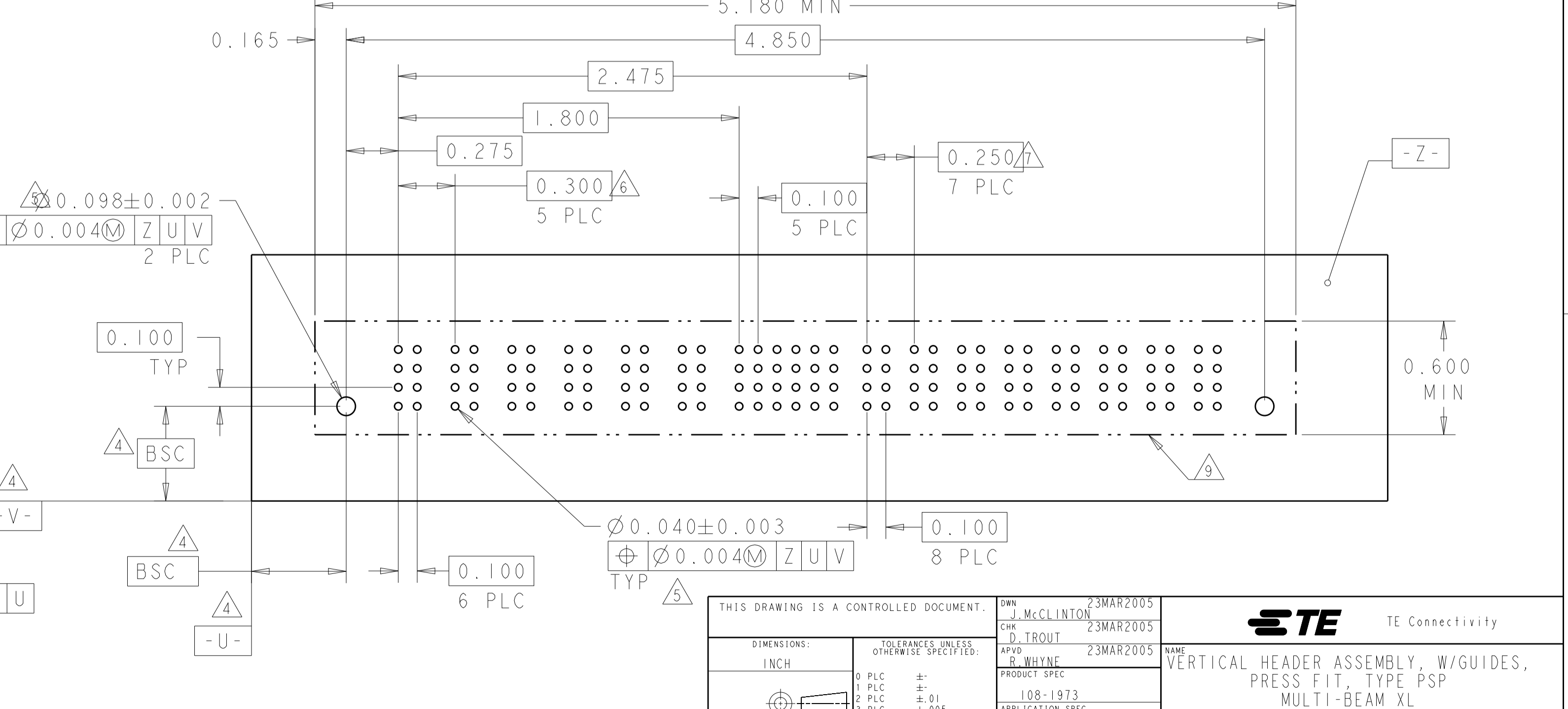
RECOMMENDED PCB LAYOUT 1-6600333-5
 SCALE 2:1

| PART NUMBER | ROWS | POWER | | SIGNAL | | | | | | POWER | | |
|-------------|------|-------|----|--------|----|----|----|----|----|-------|----|----|
| | | P1 | P2 | 1 | 2 | 3 | 4 | 5 | 6 | P3 | P4 | |
| 1-6600333-6 | D | VM | VM | ES | ES | ES | ES | ES | ES | EV | VM | VM |
| | C | | | ES | EV | EV | EV | EV | ES | | | |
| | B | | | ES | ES | ES | ES | ES | ES | | | |
| | A | | | ES | ES | ES | ES | ES | EV | | | |
| 2P+24S+2P | | HD | | | | | | | | | | |



RECOMMENDED PCB LAYOUT 1-6600333-6
 SCALE 2:1

| PART NUMBER | ROWS | POWER | | | | | | SIGNAL | | | | | | POWER | | | | | | | |
|-----------------|------|-------|----|----|----|----|----|--------|----|----|----|----|----|-------|----|----|-----|-----|-----|-----|-----|
| | | P1 | P2 | P3 | P4 | P5 | P6 | 1 | 2 | 3 | 4 | 5 | 6 | P7 | P8 | P9 | P10 | P11 | P12 | P13 | P14 |
| 2-6600333-1 | D | VM | VM | VM | VM | VM | VM | EV | EV | EV | EV | EV | EV | VM | VM | VM | VM | VM | VM | VM | |
| | C | | | | | | | EV | EV | EV | EV | EV | | | | | | | | | |
| | B | | | | | | | EV | EV | EV | EV | EV | | | | | | | | | |
| | A | | | | | | | EV | EV | EV | EV | EV | | | | | | | | | |
| 6ACP + 24S + 8P | | HD | | | | | | | | | | | | | | | | | | | |



THIS DRAWING IS A CONTROLLED DOCUMENT.

| | | | | |
|-------------|--|-----------------------------|-------------------------|--------------------------|
| DIMENSIONS: | TOLERANCES UNLESS OTHERWISE SPECIFIED: | OWN: J. McCLINTON 23MAR2005 | CHK: D. TROUT 23MAR2005 | APVD: B. MLYNE 23MAR2005 |
| INCH | 0 PLC ±.01 1 PLC ±.01 2 PLC ±.01 3 PLC ±.005 4 PLC ±.002 | PRODUCT SPEC | 108-1973 | APPLICATION SPEC |
| MATERIAL: | FINISH: | WEIGHT: | 114-13038 | Customer Drawing |

NAME: VERTICAL HEADER ASSEMBLY, W/GUIDES, PRESS FIT, TYPE PSP MULTI-BEAM XL

SIZE: A1 00779 C=6600333

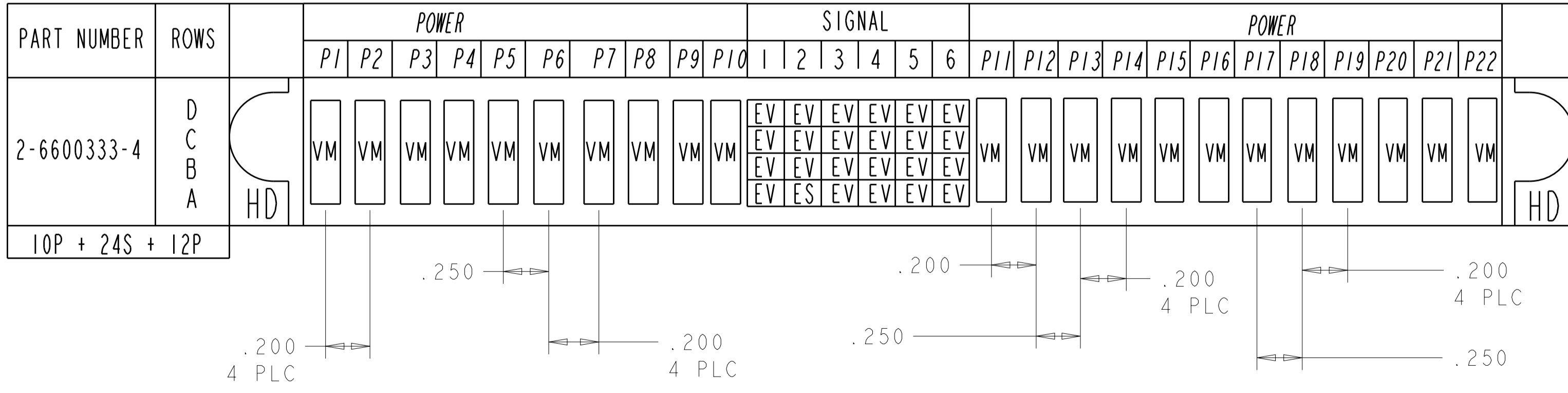
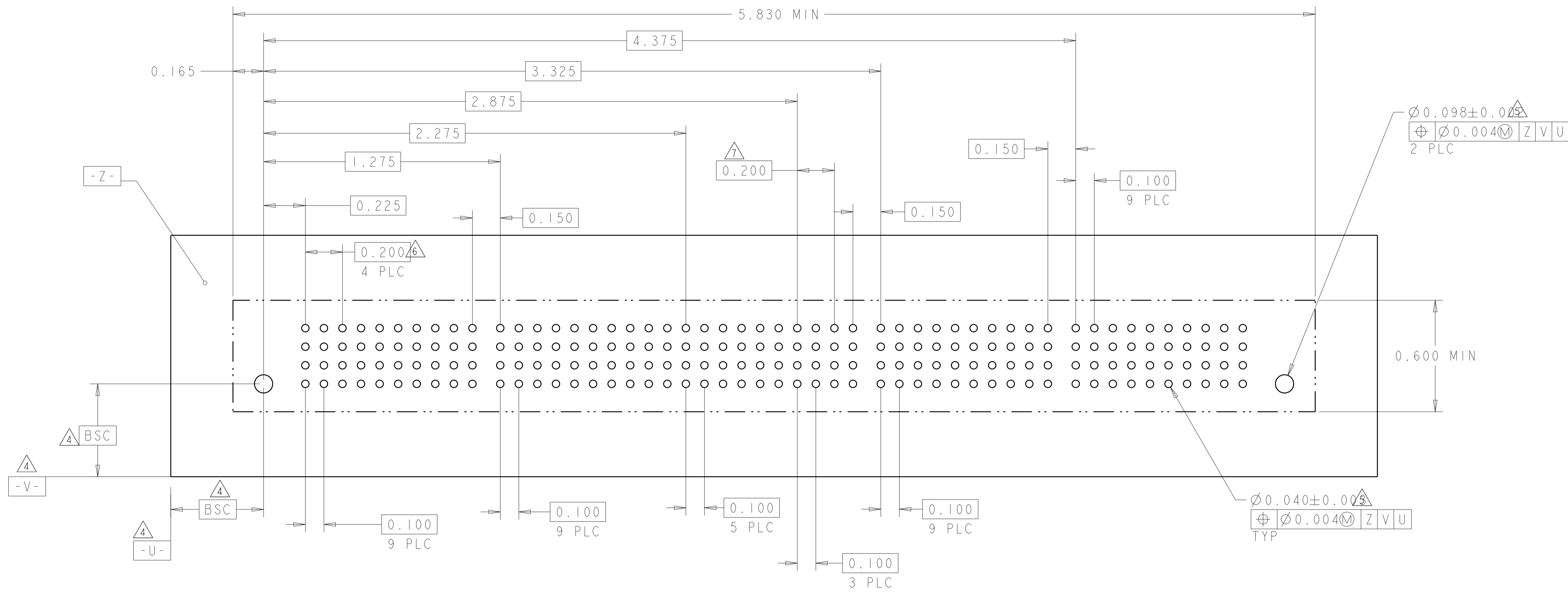
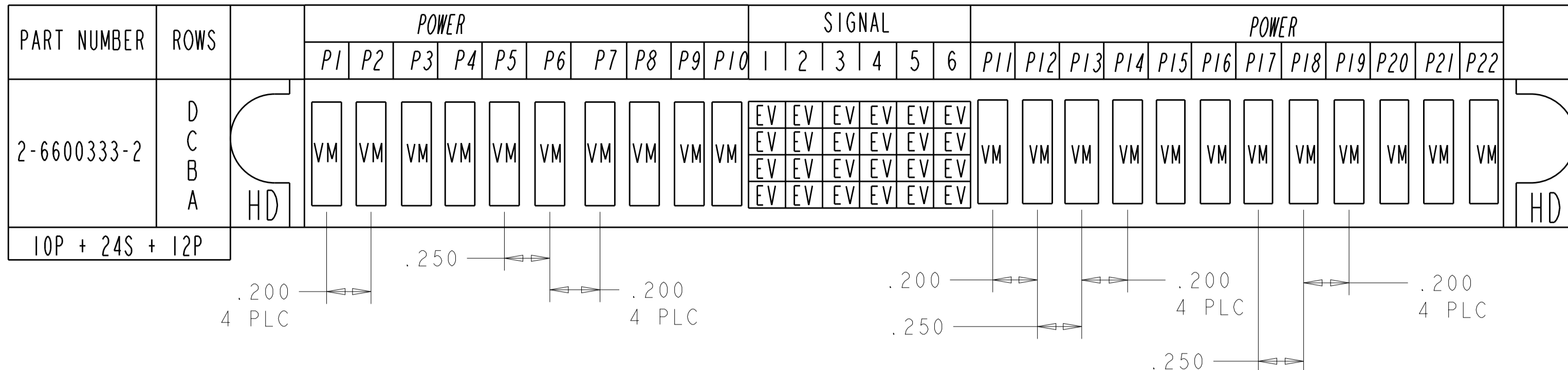
SCALE: 3:1 SHEET 6 OF 22 REV P7

| LOC | DIST | REV | DATE | BY | APPV |
|-----|------|-----|------|----|------|
| ES | 00 | | | | |

| REVISIONS | | DATE | BY | APPV |
|-----------|-------------|------|----|------|
| 1 | SEE SHEET 1 | | | |

| LOC | DIST | REV | DATE | BY | APPV |
|-----|------|-----|------|----|------|
| ES | 00 | | | | |

| REVISIONS | | | |
|-----------|------|-------------|----|
| REV | DATE | DESCRIPTION | BY |
| - | - | SEE SHEET 1 | - |



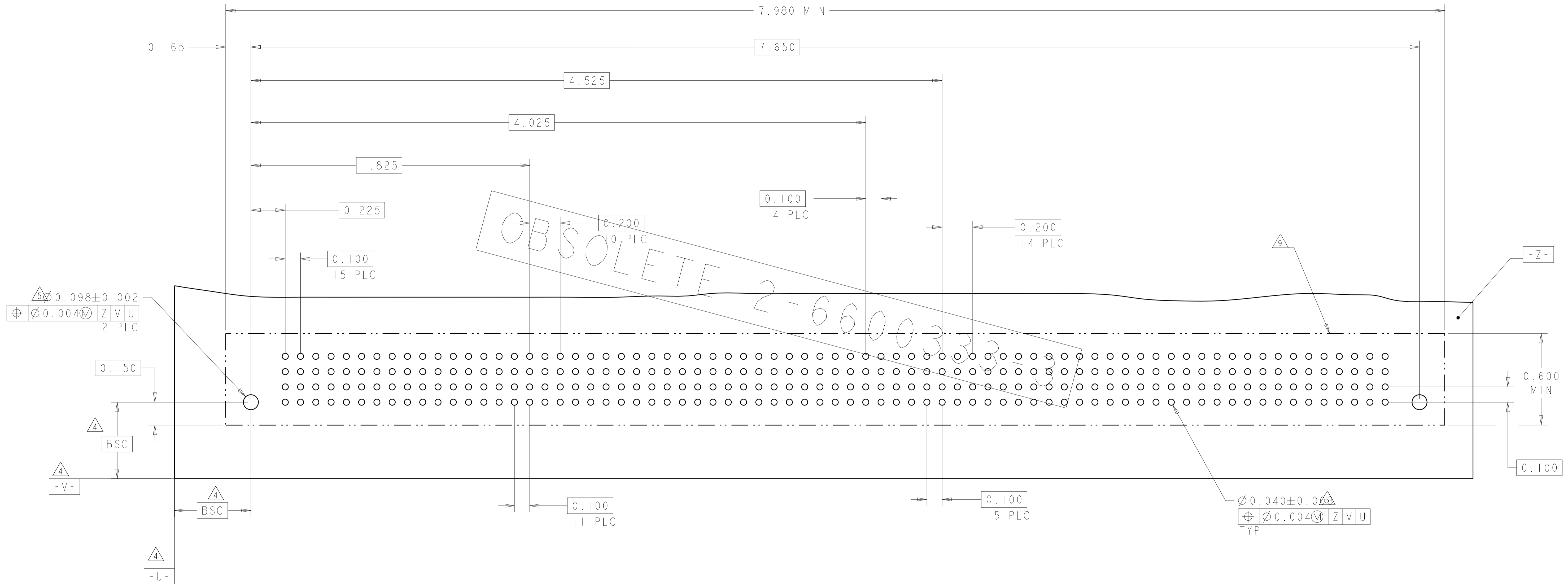
THE PART NUMBER 2-6600333-4 PCB LAYOUT IS SAME AS 2-6600333-2

| | | | |
|--|--|-----------------------------|---|
| THIS DRAWING IS A CONTROLLED DOCUMENT. | | OWN: J. McCLINTON 23MAR2005 | TE Connectivity |
| DIMENSIONS: INCH | | CHK: D. TROUT 23MAR2005 | |
| TOLERANCES UNLESS OTHERWISE SPECIFIED: | | APV: B. WHYNE 23MAR2005 | NAME: VERTICAL HEADER ASSEMBLY, W/GUIDES, PRESS FIT, TYPE PSP MULTI-BEAM XL SIZE: CAGE CODE DRAWING NO. RESTRICTED TO A100779C=6600333 WEIGHT: - MATERIAL: - FINISH: - Customer Drawing |
| 0 PLC ±.01 | | PRODUCT SPEC: 108-1973 | |
| 1 PLC ±.01 | | APPLICATION SPEC: 114-13038 | |
| 2 PLC ±.005 | | WEIGHT: - | |
| 3 PLC ±.002 | | SCALE: 3:1 | SHEET 7 OF 22 |
| 4 PLC ±.002 | | REVISION: P7 | |
| ANGLES: ±.2° | | | |

| LOC | DIST | REV | DATE | BY | APPV |
|-----|------|-----|------|----|------|
| ES | 00 | | | | |

| REVISIONS | | | | | |
|-----------|------|-------------|----|------|------|
| REV | DATE | DESCRIPTION | BY | APPV | DATE |
| - | - | SEE SHEET 1 | - | - | - |

| PART NUMBER | ROWS | SIGNAL | | | | | | | | | | | | | | | | POWER | | | | | | | | | | | SIGNAL | | | | | POWER | | | | | | | | | | | HD | |
|-----------------|------|--------|----|----|----|----|----|----|----|----|----|----|----|----|----|----|----|-------|----|----|----|----|----|----|----|----|-----|-----|--------|----|----|----|----|-------|-----|-----|-----|-----|-----|-----|-----|-----|-----|-----|----|-----|
| | | 1 | 2 | 3 | 4 | 5 | 6 | 7 | 8 | 9 | 10 | 11 | 12 | 13 | 14 | 15 | 16 | PI1 | P2 | P3 | P4 | P5 | P6 | P7 | P8 | P9 | PI0 | PI1 | 17 | 18 | 19 | 20 | 21 | PI2 | PI3 | PI4 | PI5 | PI6 | PI7 | PI8 | PI9 | P20 | P21 | P22 | | P23 |
| 2-6600333-3 | D | EV | EV | EV | EV | EV | EV | EV | EV | EV | EV | EV | EV | EV | EV | EV | VM | VM | VM | VM | VM | VM | VM | VM | VM | VM | VM | EV | EV | EV | EV | EV | VM | VM | VM | VM | VM | VM | VM | VM | VM | VM | VM | VM | VM | VM |
| | C | EV | EV | EV | EV | EV | EV | EV | EV | EV | EV | EV | EV | EV | EV | EV | VM | VM | VM | VM | VM | VM | VM | VM | VM | VM | EV | EV | EV | EV | EV | VM | VM | VM | VM | VM | VM | VM | VM | VM | VM | VM | VM | VM | | |
| | B | EV | EV | EV | EV | EV | EV | EV | EV | EV | EV | EV | EV | EV | EV | EV | VM | VM | VM | VM | VM | VM | VM | VM | VM | VM | EV | EV | EV | EV | EV | VM | VM | VM | VM | VM | VM | VM | VM | VM | VM | VM | VM | VM | | |
| | A | EV | EV | EV | EV | EV | EV | EV | EV | EV | EV | EV | EV | EV | EV | EV | VM | VM | VM | VM | VM | VM | VM | VM | VM | VM | EV | EV | EV | EV | EV | VM | VM | VM | VM | VM | VM | VM | VM | VM | VM | VM | VM | VM | | |
| 64S+11P+20S+15P | HD | | | | | | | | | | | | | | | | | | | | | | | | | | | | | | | | | | | | | | | | | | | | HD | |



THIS DRAWING IS A CONTROLLED DOCUMENT.

| | | |
|------|--------------|-----------|
| DW | J. McCLINTON | 23MAR2005 |
| CHK | D. TROUT | 23MAR2005 |
| APPV | B. WHYNE | 23MAR2005 |

STE TE Connectivity

NAME: VERTICAL HEADER ASSEMBLY, W/GUIDES, PRESS FIT, TYPE PSP
 MULTI-BEAM XL

| | |
|-------------|---|
| DIMENSIONS: | TOLERANCES UNLESS OTHERWISE SPECIFIED: |
| INCH | 0 PLC ± 1 PLC ±.01 2 PLC ±.01 3 PLC ±.005 4 PLC ±.0020 ANGLES ±.7° |

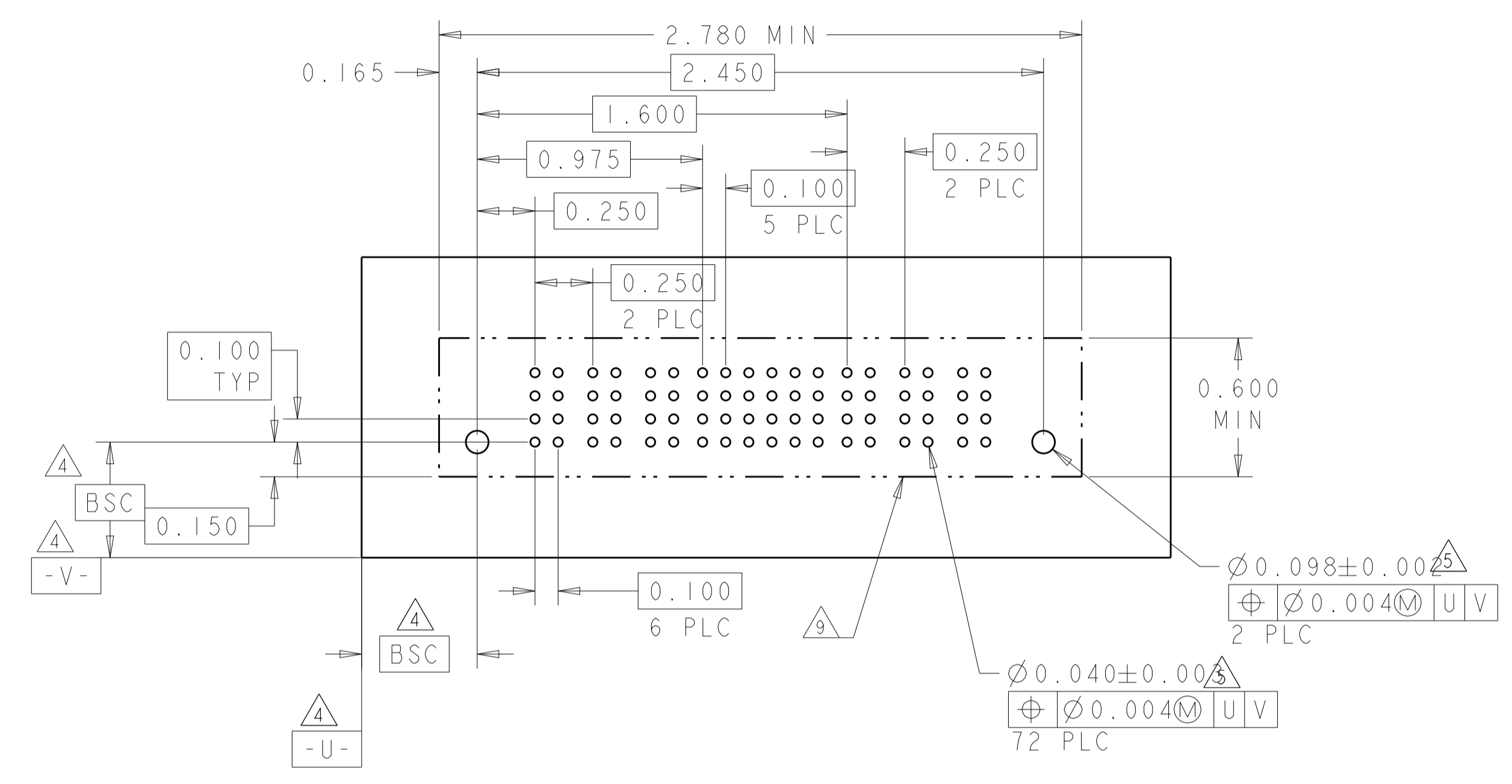
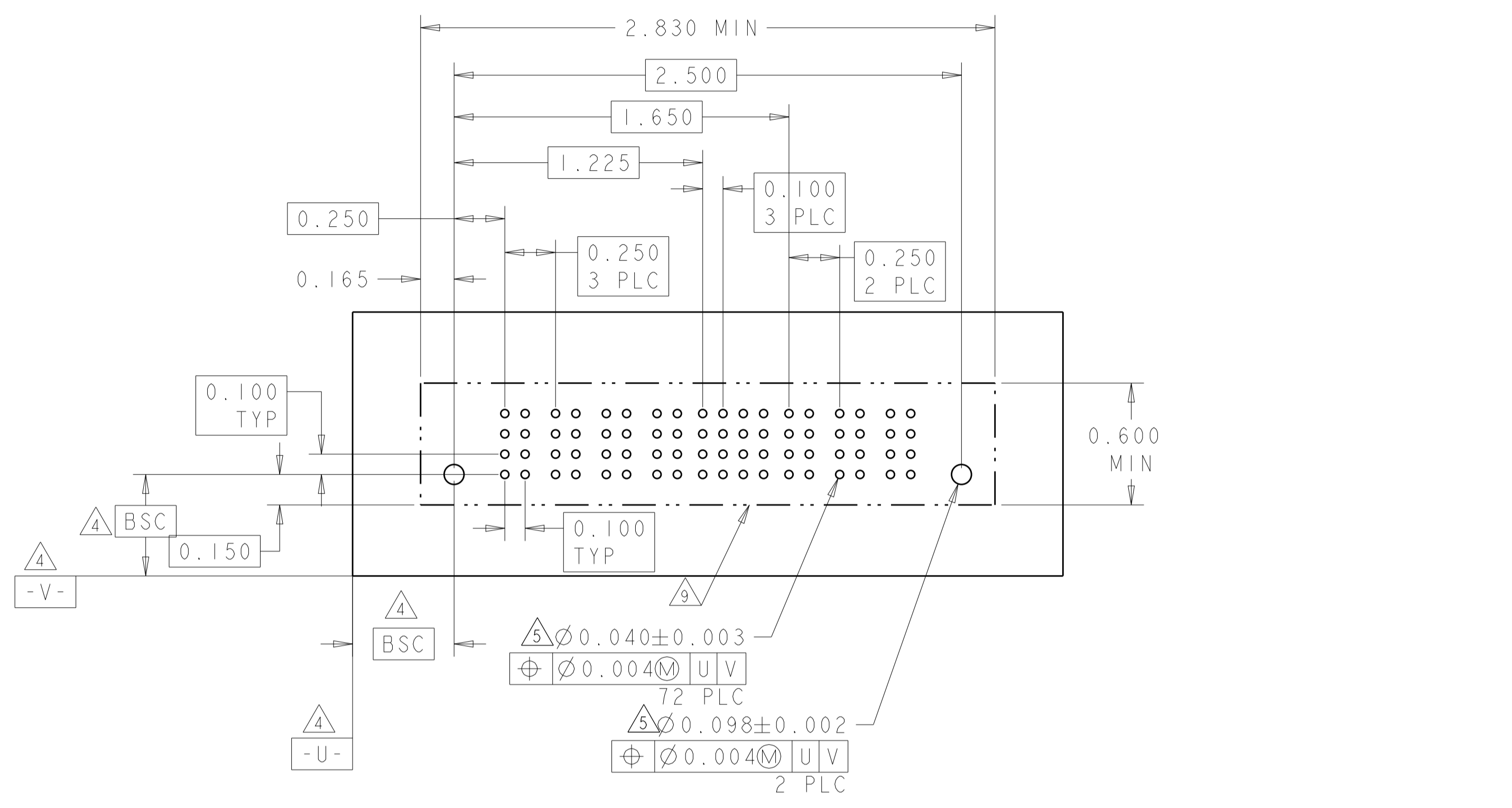
| | | | | | | |
|----------|--------|--------|---------|-----------|------------------|---------------|
| MATERIAL | FINISH | WEIGHT | SIZE | CAGE CODE | DRAWING NO | RESTRICTED TO |
| - | - | - | A100779 | C=6600333 | Customer Drawing | - |

SCALE: 3:1 SHEET 8 OF 22 REV P7

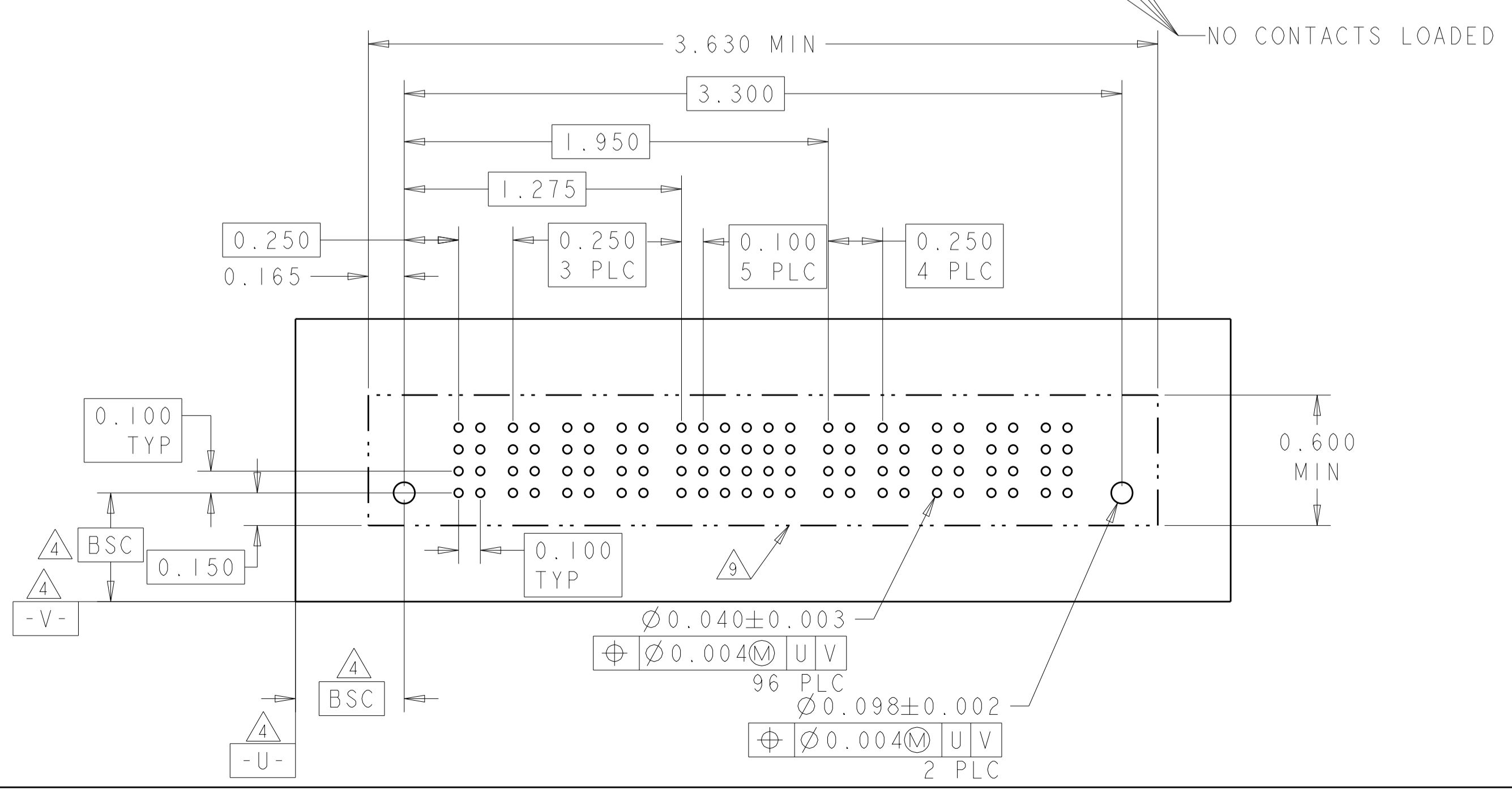
| LOC | | DIST | | REVISIONS | | | |
|-----|----|------|-----|-------------|------|-----|------|
| ES | 00 | P | LTN | DESCRIPTION | DATE | DMN | APVD |
| | | - | | SEE SHEET 1 | | | |

| PART NUMBER | ROWS | POWER | | | | SIGNAL | | | | POWER | | |
|-------------|------|-------|----|----|----|--------|----|----|----|-------|----|----|
| | | P1 | P2 | P3 | P4 | 1 | 2 | 3 | 4 | P5 | P6 | P7 |
| 2-6600333-5 | D | VM | VM | VM | VM | EV | EV | EV | EV | VM | VM | VM |
| | C | | | | | EV | EV | EV | EV | | | |
| | B | | | | | EV | EV | EV | EV | | | |
| | A | | | | | ES | EV | EV | EV | | | |
| 4P+16S+3P | HD | | | | | | | | | | | |

| PART NUMBER | ROWS | POWER | | | SIGNAL | | | | | | POWER | | |
|-------------|------|-------|----|----|--------|----|----|----|----|----|-------|----|----|
| | | P1 | P2 | P3 | 1 | 2 | 3 | 4 | 5 | 6 | P4 | P5 | P6 |
| 2-6600333-6 | D | VM | VM | VM | EV | EV | EV | EV | EV | EV | VM | VM | VM |
| | C | | | | EV | EV | EV | EV | EV | | | | |
| | B | | | | EV | EV | EV | EV | EV | | | | |
| | A | | | | ES | EV | EV | EV | EV | | | | |
| 3P+24S+3P | HD | | | | | | | | | | | | |



| PART NUMBER | ROWS | POWER | | | | SIGNAL | | | | | | POWER | | | | |
|-------------|------|-------|----|----|----|--------|----|----|----|----|----|-------|----|----|----|----|
| | | P1 | P2 | P3 | P4 | 1 | 2 | 3 | 4 | 5 | 6 | P5 | P6 | P7 | P8 | P9 |
| 2-6600333-7 | D | VM | VM | VM | VM | ES | EV | ES | EV | EV | VM | VM | VM | VM | VM | |
| | C | | | | | EV | EV | EV | ES | EV | | | | | | |
| | B | | | | | EV | ES | EV | EV | EV | | | | | | |
| | A | | | | | ES | ES | EV | EV | ES | | | | | | |
| 4P+24S+5P | HD | | | | | | | | | | | | | | | |



THIS DRAWING IS A CONTROLLED DOCUMENT.

| | | | | |
|------------------|--|-----------------------------|----------------------------|--------------------------|
| DIMENSIONS: INCH | TOLERANCES UNLESS OTHERWISE SPECIFIED: | DMN: J. McCLINTON 23MAR2005 | CHK: D. TROUT 23MAR2005 | APVD: B. WHYNE 23MAR2005 |
| 0 PLC ±.01 | 1 PLC ±.01 | 2 PLC ±.01 | 3 PLC ±.005 | 4 PLC ±.002 |
| ANGLES ±.020 | FINISH | PRODUCT SPEC 108-1973 | APPLICATION SPEC 114-13038 | WEIGHT |
| MATERIAL | | SIZE: A100779 | CAGE CODE: C=6600333 | DRAWING NO: 6600333 |
| | | Customer Drawing | SCALE: 3:1 | SHEET: 9 of 22 |

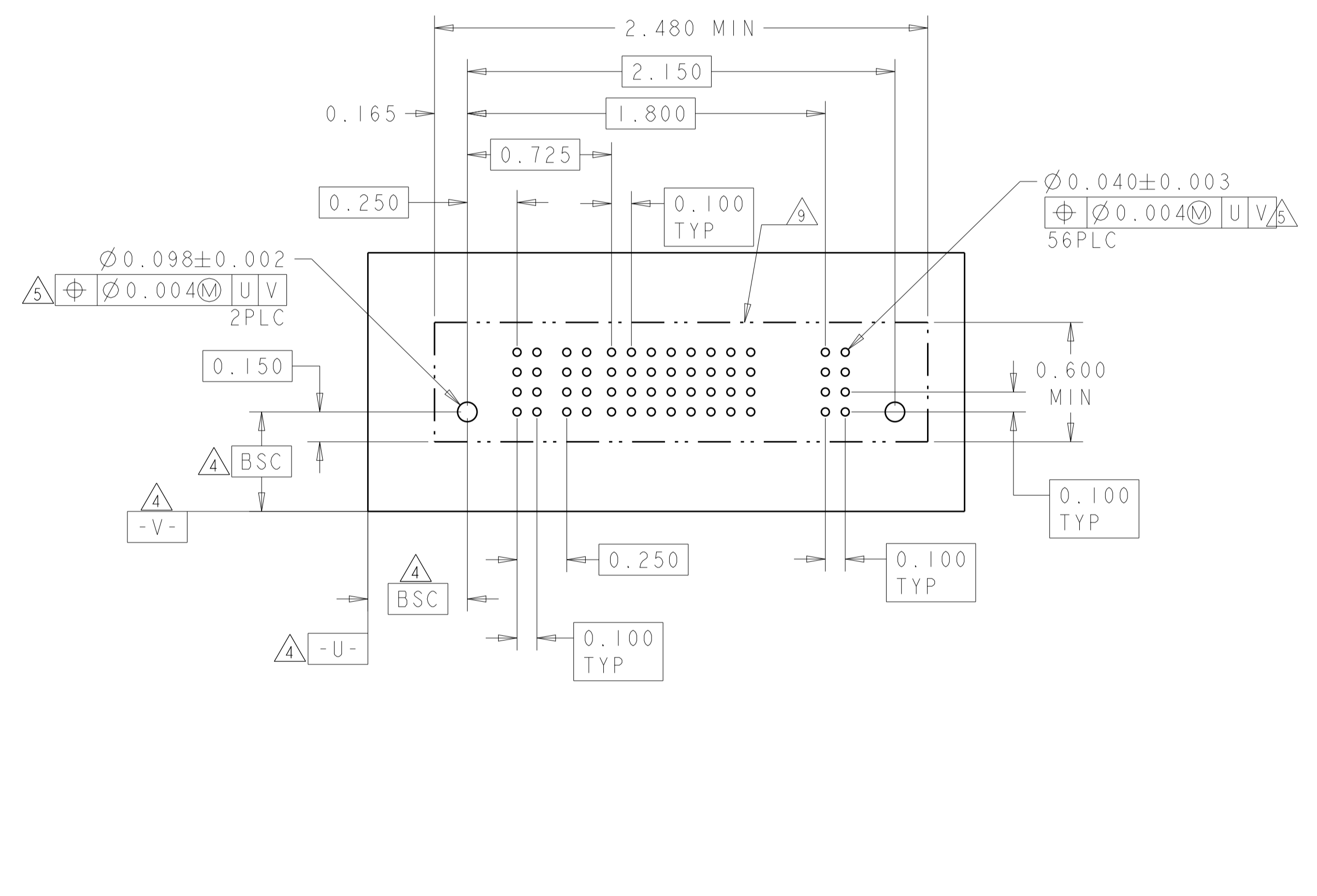
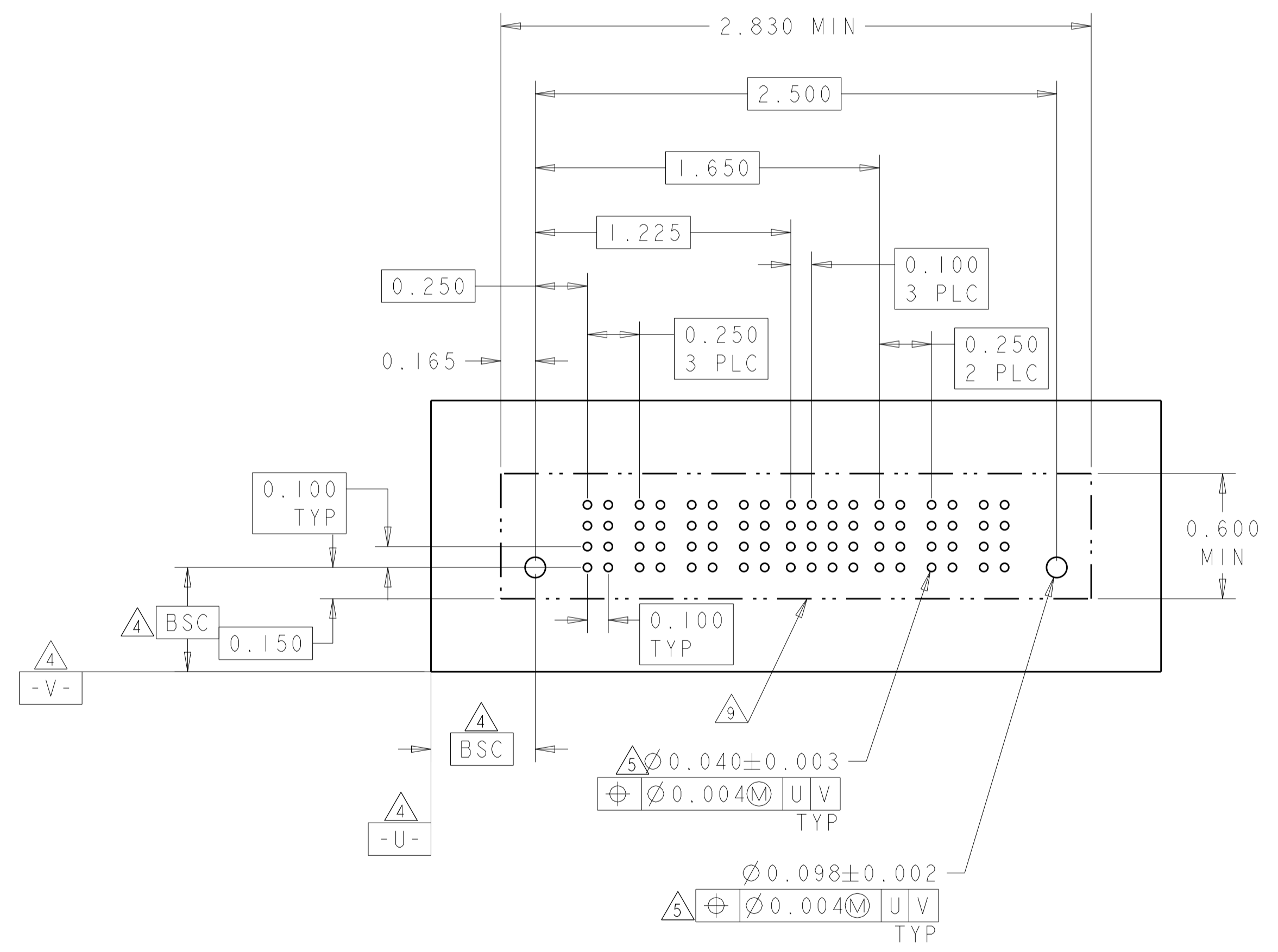
RESTRICTED TO

| LOC | DIST | REVISIONS | | | | | |
|-----|------|-----------|-----|-------------|------|-----|------|
| | | P | LTN | DESCRIPTION | DATE | DMN | APVD |
| ES | 00 | - | - | SEE SHEET 1 | - | - | - |

| PART NUMBER | ROWS | POWER | | | | SIGNAL | | | | POWER | | |
|-------------|------|-------|----|----|----|--------|----|----|----|-------|----|----|
| | | P1 | P2 | P3 | P4 | 1 | 2 | 3 | 4 | P5 | P6 | P7 |
| 2-6600333-8 | D | VM | VM | VM | VM | ES | ES | EV | EV | VM | VM | VM |
| | C | | | | | ES | EV | EV | EV | | | |
| | B | | | | | ES | EV | EV | EV | | | |
| | A | | | | | EV | EV | ES | ES | | | |
| 4P+16S+3P | | | | | | | | | | | | HD |

| PART NUMBER | ROWS | POWER | | SIGNAL | | | | | | | | POWER | | | |
|-------------|------|-------|----|--------|----|----|----|----|----|----|----|-------|----|----|----|
| | | P1 | P2 | 1 | 2 | 3 | 4 | 5 | 6 | 7 | 8 | P3 | P4 | | |
| 2-6600333-9 | D | VM | VM | ES | EV | EV | EV | EV | EV | EV | EV | EV | EV | VM | |
| | C | | | EV | EV | EV | EV | EV | EV | EV | EV | | | | |
| | B | | | EV | EV | EV | EV | EV | EV | EV | EV | | | | |
| | A | | | ES | EV | EV | EV | EV | EV | EV | ES | | | | |
| 2P+32S+2P | | | | | | | | | | | | | | | HD |

NO CONTACT LOADED

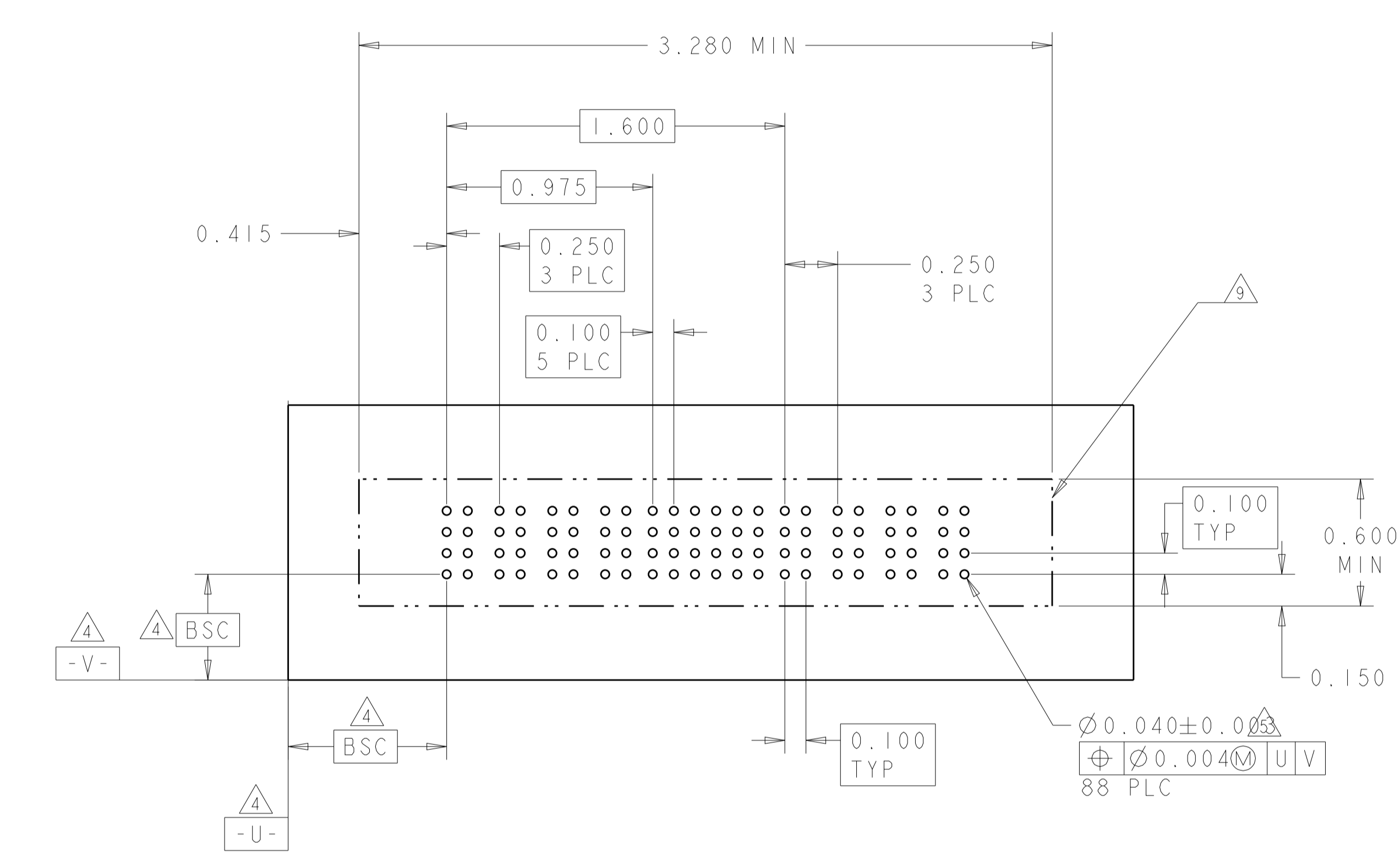
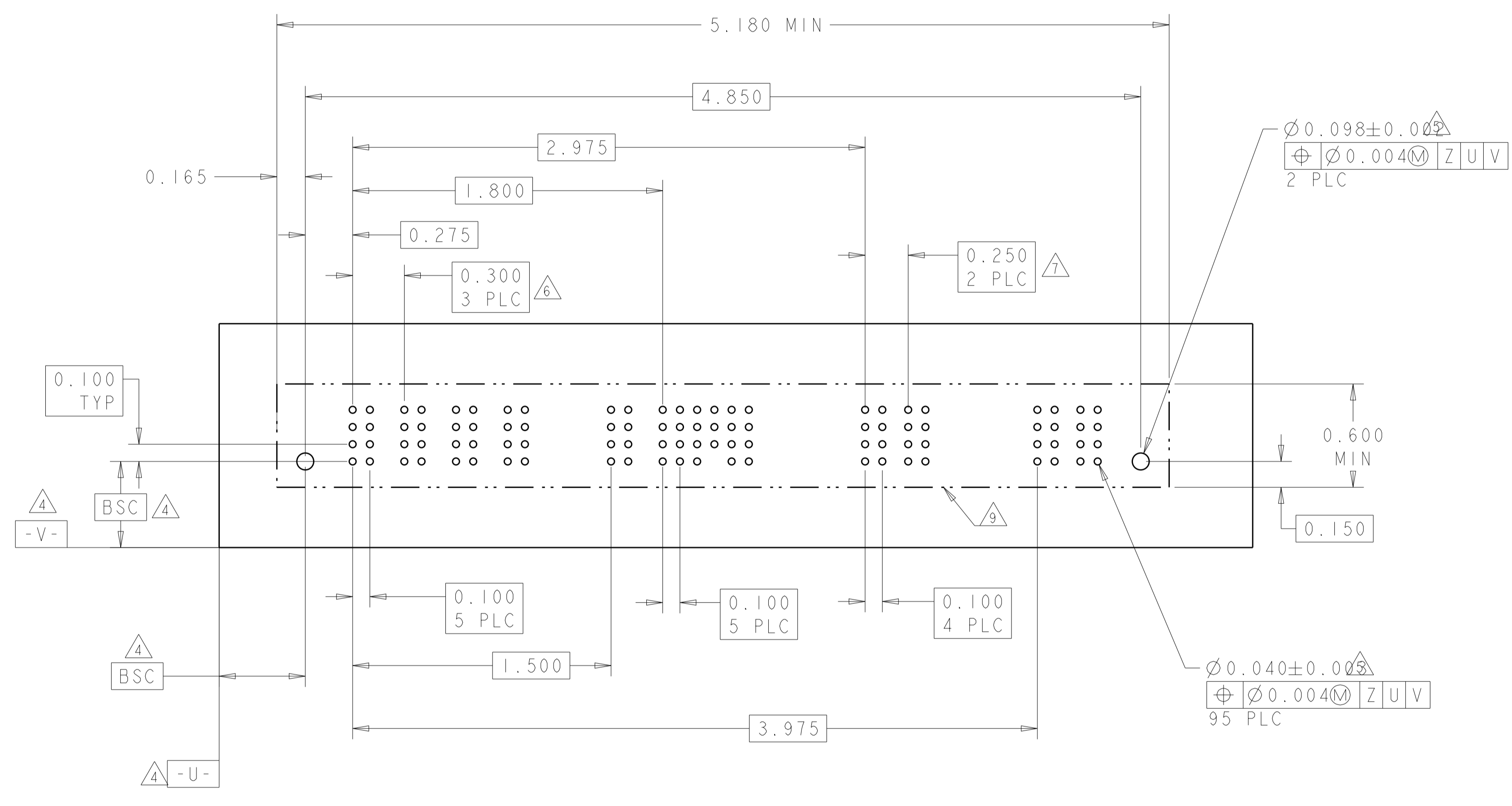


| | | | |
|---|--|----------------------------|--|
| THIS DRAWING IS A CONTROLLED DOCUMENT. | | DMN J. McCLINTON 23MAR2005 | TE Connectivity |
| DIMENSIONS: INCH | | CHK D. TROUT 23MAR2005 | |
| TOLERANCES UNLESS OTHERWISE SPECIFIED: | | APVD P. MLYNE 23MAR2005 | NAME VERTICAL HEADER ASSEMBLY, W/GUIDES, PRESS FIT, TYPE PSP MULTI-BEAM XL |
| 0 PLC ± 1 PLC ±.01 2 PLC ±.01 3 PLC ±.005 4 PLC ±.0020 ANGLES ±.2° | | PRODUCT SPEC 108-1973 | SIZE CAGE CODE DRAWING NO RESTRICTED TO |
| MATERIAL FINISH | | APPLICATION SPEC 114-13038 | A100779C=6600333 |
| | | WEIGHT | SCALE 3:1 SHEET 10 OF 22 REV P7 |
| | | Customer Drawing | |

| LOC | DIST | REV | DATE | BY | APPD |
|-----------|------|-----|-------------|------|------|
| ES | 00 | | | | |
| REVISIONS | | | DESCRIPTION | DATE | BY |
| | | | SEE SHEET 1 | | |

| PART NUMBER | ROWS | POWER | | | | | | SIGNAL | | | | | | POWER | | | | | | | | | | | |
|-----------------|------|-------|----|----|----|----|----|--------|----|----|----|----|----|-------|----|----|-----|-----|-----|-----|-----|--|--|--|--|
| | | P1 | P2 | P3 | P4 | P5 | P6 | 1 | 2 | 3 | 4 | 5 | 6 | P7 | P8 | P9 | P10 | P11 | P12 | P13 | P14 | | | | |
| 3-6600333-1 | D | VM | VM | VM | VM | VM | VM | EV | EV | EV | EV | EV | EV | | | | | | | | | | | | |
| | C | | | | | | | EV | EV | EV | EV | EV | EV | | | VM | VM | | | | | | | | |
| | B | | | | | | | EV | EV | EV | EV | EV | EV | | | | | | | VM | VM | | | | |
| | A | | | | | | | ES | ES | EV | | EV | EV | | | | | | | | | | | | |
| 6ACP + 24S + 8P | | HD | | | | | | | | | | | | | | | | | | | | | | | |

| PART NUMBER | ROWS | POWER | | | | SIGNAL | | | | | | POWER | | | |
|-------------|------|-------|----|----|----|--------|----|----|----|----|----|-------|----|----|----|
| | | P1 | P2 | P3 | P4 | 1 | 2 | 3 | 4 | 5 | 6 | P5 | P6 | P7 | P8 |
| 3-6600333-2 | D | | | | | EV | EV | EV | EV | EV | EV | | | | |
| | C | | | | | EV | EV | EV | EV | EV | EV | VM | VM | VM | VM |
| | B | VM | VM | VM | VM | EV | EV | EV | EV | EV | EV | | | | |
| | A | | | | | EV | EV | EV | EV | EV | EV | | | | |
| 4P+24S+4P | | | | | | | | | | | | | | | |



THIS DRAWING IS A CONTROLLED DOCUMENT.

| | | | |
|-------------|--|--------------|-----------|
| DIMENSIONS: | TOLERANCES UNLESS OTHERWISE SPECIFIED: | OWN | 23MAR2005 |
| INCH | 0 PLC ± | J. McCLINTON | 23MAR2005 |
| | 1 PLC ±.01 | D. TROUT | 23MAR2005 |
| | 2 PLC ±.01 | P. WHYNE | 23MAR2005 |
| | 3 PLC ±.005 | | |
| | 4 PLC ±.0020 | | |
| | ANGLES ±.020 | | |
| | FINISH | | |

MATERIAL: -

Customer Drawing

SCALE: 3:1 SHEET 11 OF 22 REV P7

NAME: VERTICAL HEADER ASSEMBLY, W/GUIDES, PRESS FIT, TYPE PSP MULTI-BEAM XL

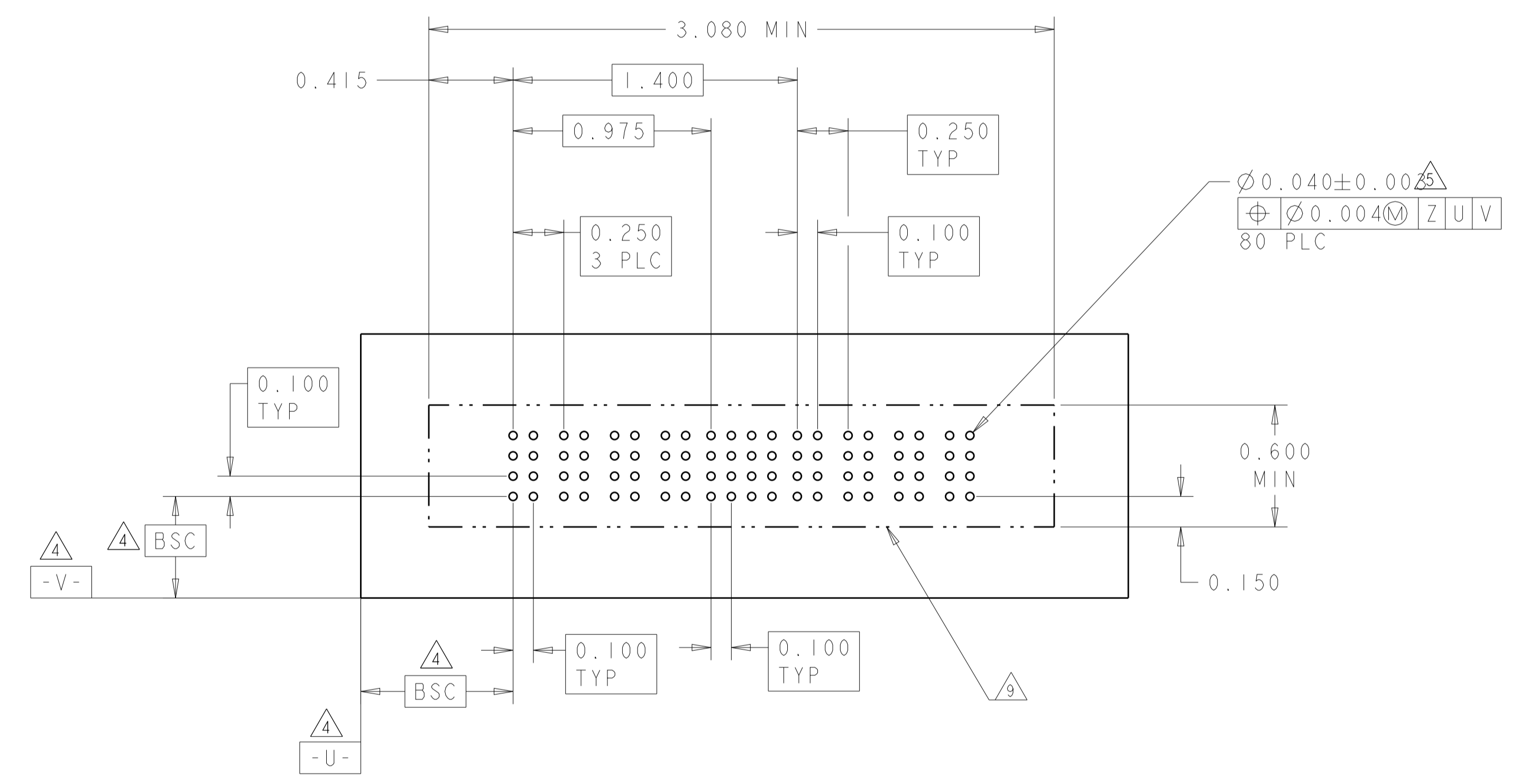
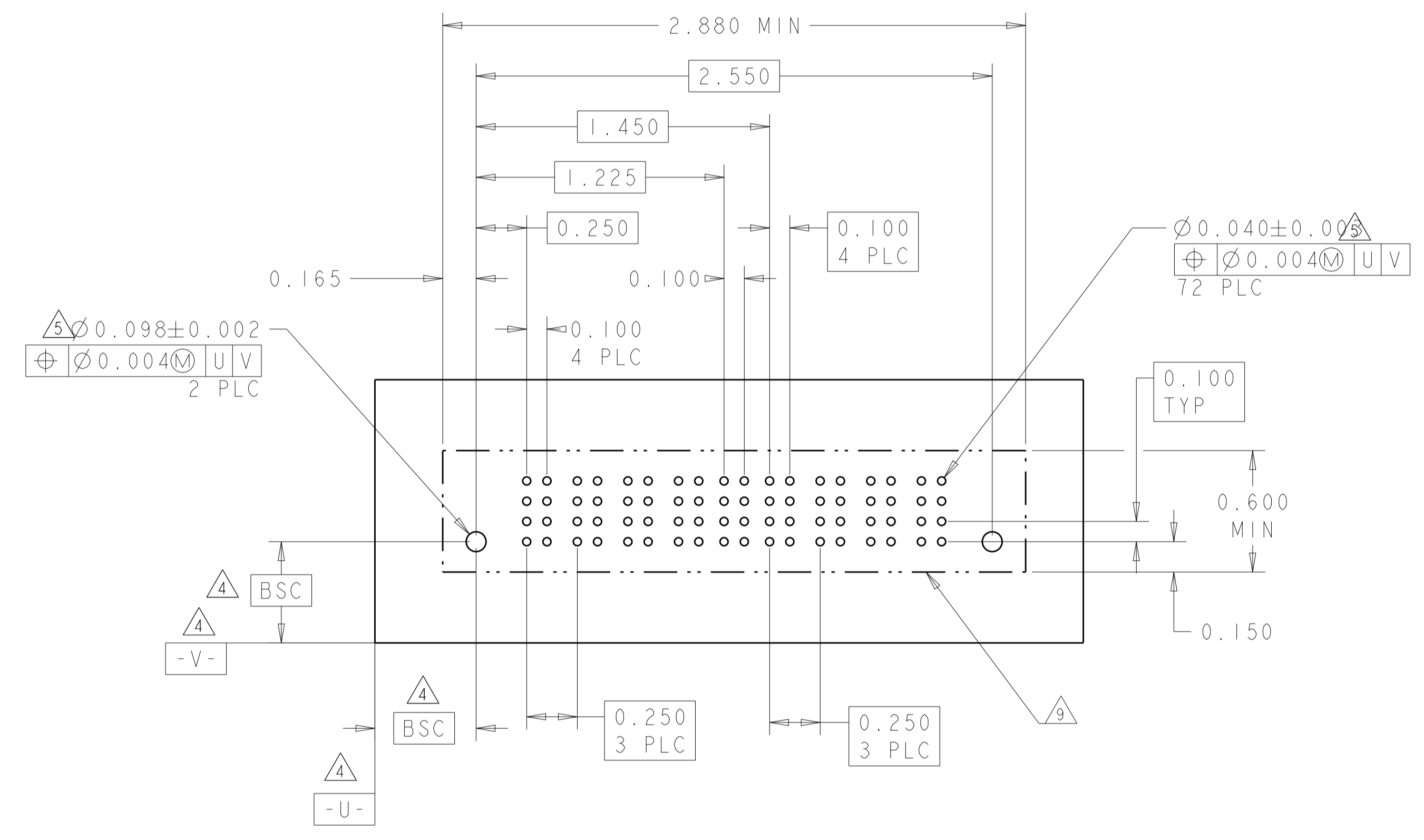
SIZE: A1 CAGE CODE: 114-13038 DRAWING NO: 100779 C=6600333

RESTRICTED TO: -

| LOC | DIST | REV | DATE | BY | APPV |
|-----------|------|-----|-------------|------|------|
| ES | 00 | | | | |
| REVISIONS | | | DESCRIPTION | DATE | BY |
| | | | SEE SHEET 1 | | |

| PART NUMBER | ROWS | POWER | | | | SIGNAL | | POWER | | | |
|--------------|------------------|-------|----|----|----|--------|----|-------|----|----|----|
| | | P1 | P2 | P3 | P4 | 1 | 2 | P5 | P6 | P7 | P8 |
| 3-6600333-4 | D C B A | VM | VM | VM | VM | EV | EV | VM | VM | VM | VM |
| 4P + 8S + 4P | | | | | | | | | | | |

| PART NUMBER | ROWS | POWER | | | | SIGNAL | | | | POWER | | | |
|---------------|------------------|-------|----|----|----|--------|----|----|----|-------|----|----|----|
| | | P1 | P2 | P3 | P4 | 1 | 2 | 3 | 4 | P5 | P6 | P7 | P8 |
| 3-6600333-3 | D C B A | VM | VM | VM | VM | EV | EV | EV | EV | VM | VM | VM | VM |
| 4P + 16S + 4P | | | | | | | | | | | | | |



THIS DRAWING IS A CONTROLLED DOCUMENT.

| | | | |
|-------------|--|------------------|-----------|
| DIMENSIONS: | TOLERANCES UNLESS OTHERWISE SPECIFIED: | OWN | 23MAR2005 |
| INCH | 0 PLC ± | J. McCLINTON | 23MAR2005 |
| | 1 PLC ±.01 | D. TROUT | 23MAR2005 |
| | 3 PLC ±.005 | B. WHYNE | 23MAR2005 |
| | 4 PLC ±.0020 | | |
| | ANGLES ±.020 | | |
| MATERIAL | FINISH | PRODUCT SPEC | 108-1973 |
| | | APPLICATION SPEC | 114-13038 |
| | | WEIGHT | |
| | | Customer Drawing | |

NAME: VERTICAL HEADER ASSEMBLY, W/GUIDES, PRESS FIT, TYPE PSP MULTI-BEAM XL

SIZE: A1 00779 C=6600333

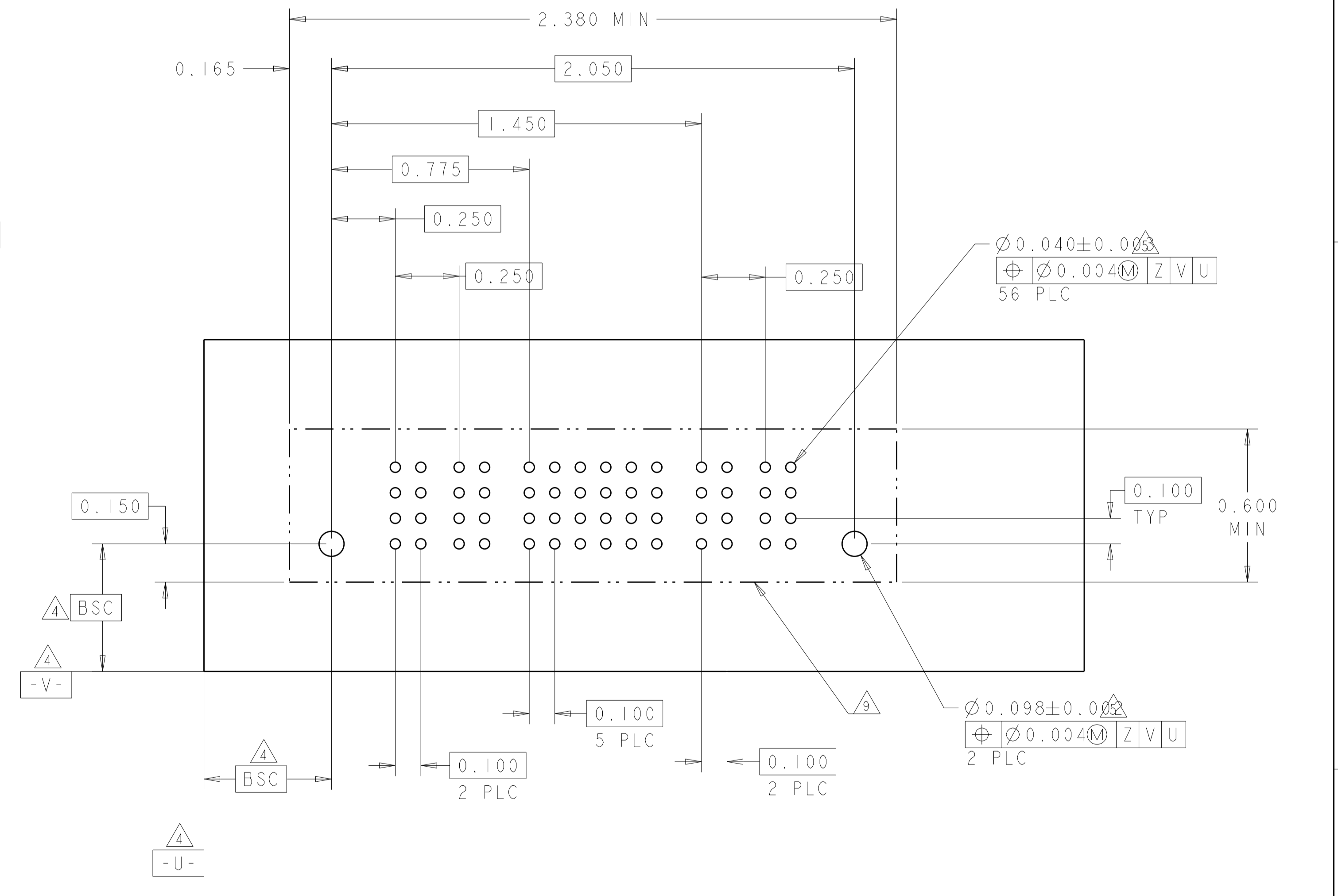
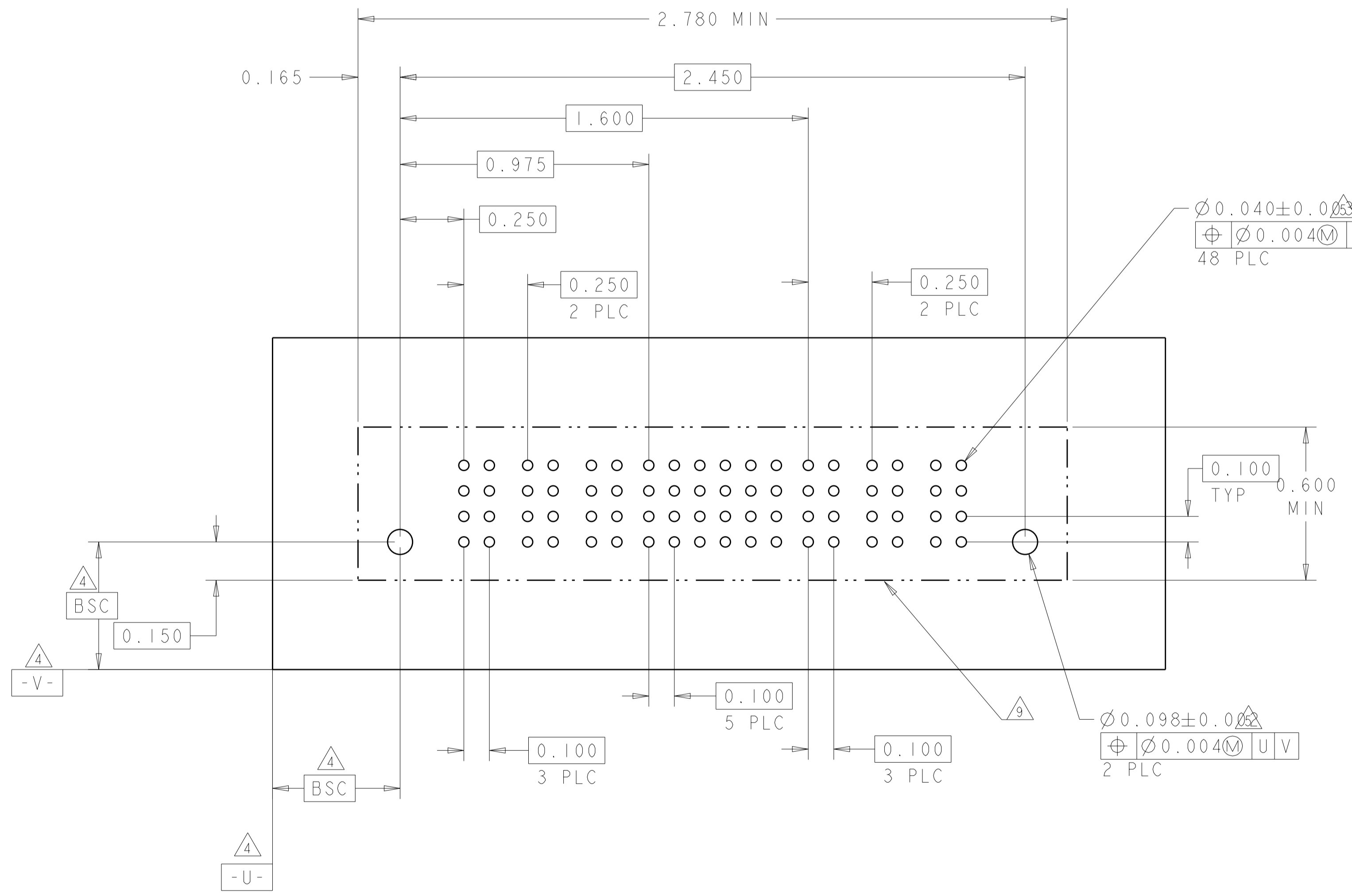
SCALE: 3:1 SHEET 12 OF 22 REV P7

| LOC | DIST | REV | DATE | BY | APPD |
|-----------|------|-----|-------------|------|------|
| ES | 00 | | | | |
| REVISIONS | | | DESCRIPTION | DATE | BY |
| | | | SEE SHEET 1 | | |

| PART NUMBER | ROWS | POWER | | | SIGNAL | | | | | | POWER | | | |
|-------------|------|-------|----|----|--------|----|----|----|----|----|-------|----|----|--|
| | | P1 | P2 | P3 | 1 | 2 | 3 | 4 | 5 | 6 | P4 | P5 | P6 | |
| 3-6600333-5 | D | VM | VM | VM | EV | EV | EV | EV | EV | EV | VM | VM | VM | |
| | C | | | | EV | EV | EV | EV | EV | EV | | | | |
| | B | | | | EV | EV | EV | EV | EV | EV | | | | |
| | A | | | | EV | EV | EV | EV | EV | EV | | | | |
| 3P+24S+3P | | | | | | | | | | | | | | |

(K1)

| PART NUMBER | ROWS | POWER | | SIGNAL | | | | | | POWER | | |
|-------------|------|-------|----|--------|----|----|----|----|----|-------|----|--|
| | | P1 | P2 | 1 | 2 | 3 | 4 | 5 | 6 | P3 | P4 | |
| 3-6600333-7 | D | VM | VM | ES | EV | EV | EV | EV | EV | VM | VM | |
| | C | | | ES | EV | EV | EV | EV | EV | | | |
| | B | | | EV | EV | EV | EV | EV | EV | | | |
| | A | | | ES | EV | EV | EV | EV | EV | | | |
| 2P+24S+2P | | | | | | | | | | | | |



THIS DRAWING IS A CONTROLLED DOCUMENT.

| | | | | | | | | |
|------------------|--|------------|------------|------------|-------------|-------------|--------------|--------|
| DIMENSIONS: INCH | TOLERANCES UNLESS OTHERWISE SPECIFIED: | 0 PLC ±.01 | 1 PLC ±.01 | 2 PLC ±.01 | 3 PLC ±.005 | 4 PLC ±.002 | ANGLES ±.020 | FINISH |
|------------------|--|------------|------------|------------|-------------|-------------|--------------|--------|

| | | |
|-----------------------------|-----------------------------|--------------------------|
| OWN: J. McCLINTON 23MAR2005 | CHK: D. TROUT 23MAR2005 | APVD: B. WHYNE 23MAR2005 |
| PRODUCT SPEC: 108-1973 | APPLICATION SPEC: 114-13038 | WEIGHT: - |
| SIZE: A1 | CAGE CODE: 6600333 | SCALE: 3:1 |

TE Connectivity

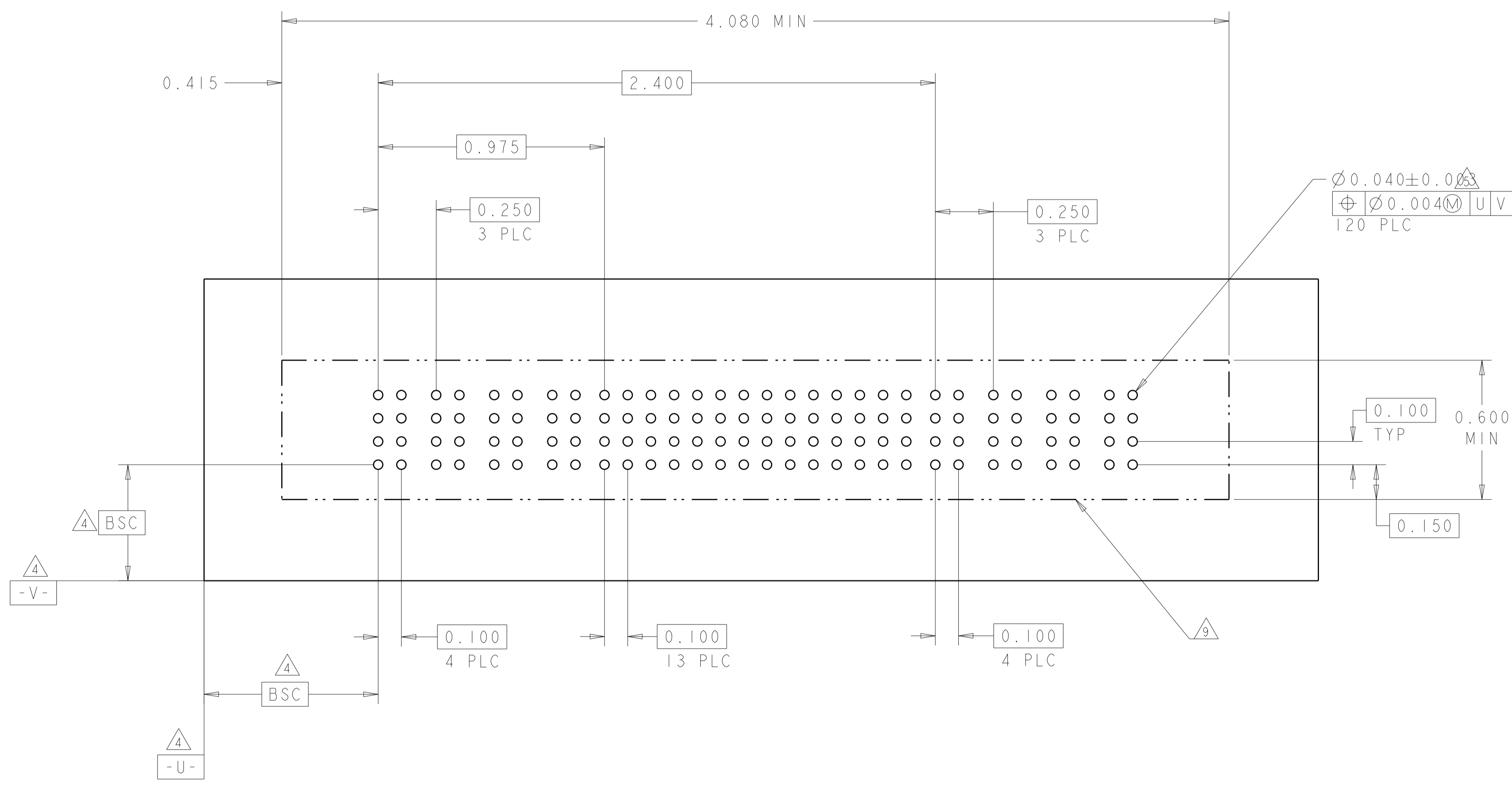
VERTICAL HEADER ASSEMBLY, W/GUIDES, PRESS FIT, TYPE PSP MULTI-BEAM XL

Customer Drawing

4805 (3/11)

| LOC | DIST | REVISIONS | | | |
|-----|------|-------------|------|-----|------|
| P | LTN | DESCRIPTION | DATE | DMN | APVD |
| ES | 00 | SEE SHEET 1 | - | - | - |
| | | | | | |
| | | | | | |

| PART NUMBER | ROWS | POWER | | | | SIGNAL | | | | | | | | | | | | | | POWER | | | | | |
|-------------|------|-------|----|----|----|--------|----|----|----|----|----|----|----|----|----|----|----|----|----|-------|----|----|----|----|----|
| | | P1 | P2 | P3 | P4 | 1 | 2 | 3 | 4 | 5 | 6 | 7 | 8 | 9 | 10 | 11 | 12 | 13 | 14 | P5 | P6 | P7 | P8 | | |
| 3-6600333-6 | D | VM | VM | VM | VM | EV | EV | EV | EV | EV | EV | EV | EV | EV | EV | EV | EV | EV | EV | EV | EV | VM | VM | VM | VM |
| | C | | | | | EV | EV | EV | EV | EV | EV | EV | EV | EV | EV | EV | EV | EV | EV | EV | EV | | | | |
| | B | | | | | EV | EV | EV | EV | EV | EV | EV | EV | EV | EV | EV | EV | EV | EV | EV | EV | | | | |
| | A | | | | | EV | EV | EV | EV | EV | EV | EV | EV | EV | EV | EV | EV | EV | EV | EV | EV | | | | |
| 4P+56S+4P | | | | | | | | | | | | | | | | | | | | | | | | | |



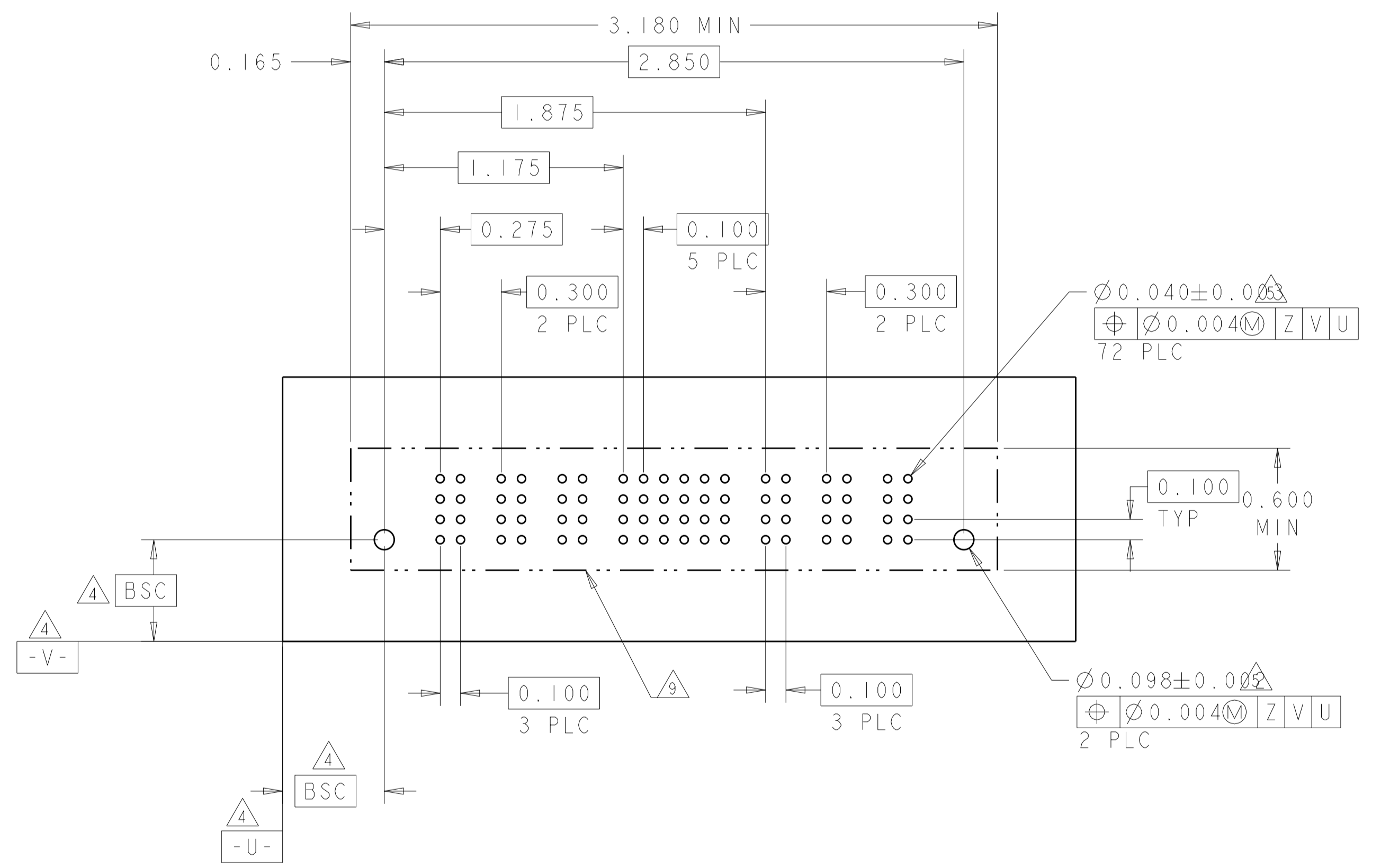
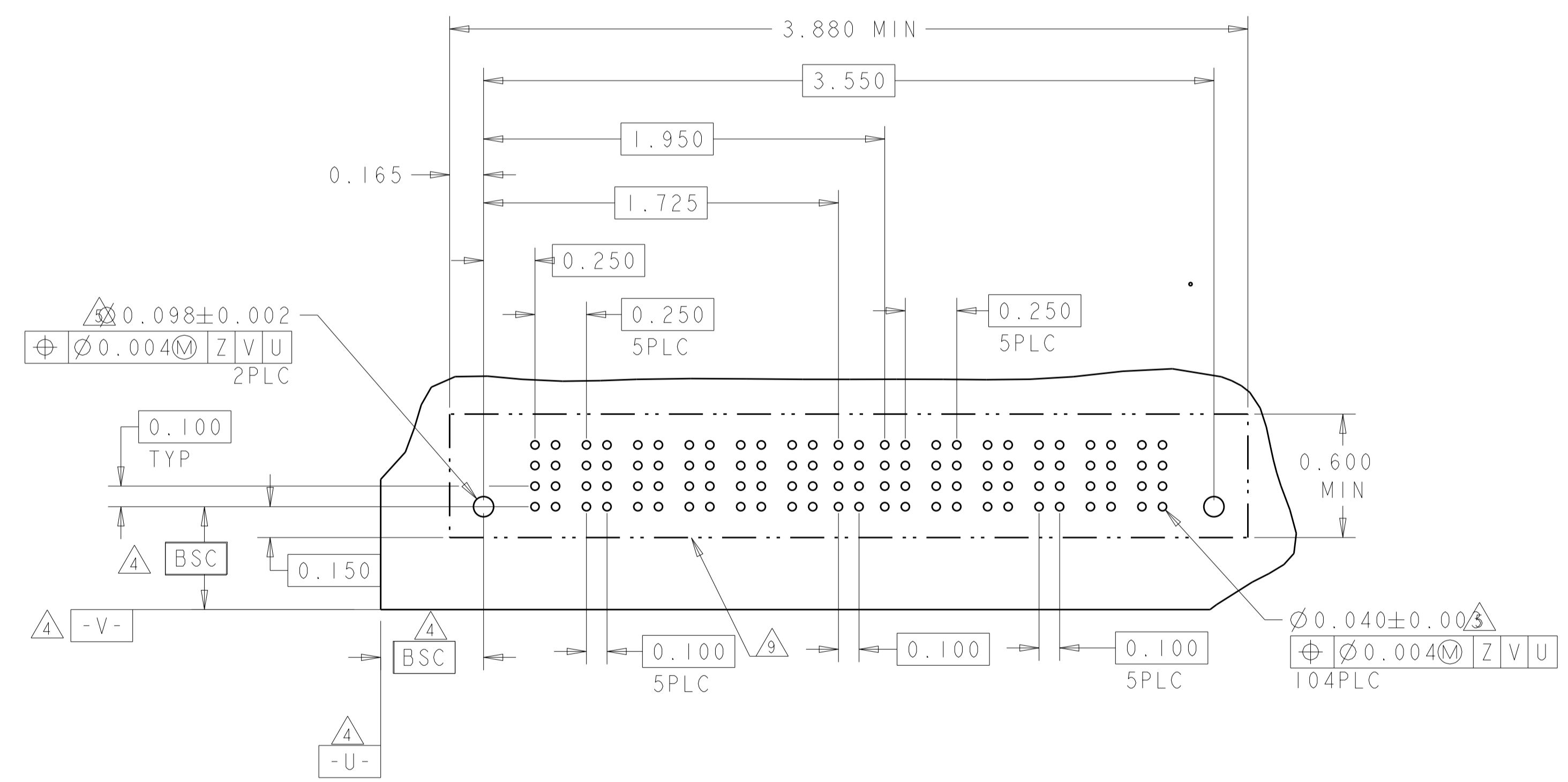
| | | | | | | | | | | | | | |
|--|--------|----------------------------------|---|-------|------|-------|-------|-------|--------|--------|------|--------------------------|-----------------|
| THIS DRAWING IS A CONTROLLED DOCUMENT. | | DMN J. McCLINTON 23MAR2005 | TE Connectivity | | | | | | | | | | |
| DIMENSIONS: INCH | | CHK D. TROUT 23MAR2005 | | | | | | | | | | | |
| TOLERANCES UNLESS OTHERWISE SPECIFIED: | | APVD P. WHYNE 23MAR2005 | NAME VERTICAL HEADER ASSEMBLY, W/GUIDES, PRESS FIT, TYPE PSP MULTI-BEAM XL | | | | | | | | | | |
| <table border="1"> <tr> <td>0 PLC</td> <td>±</td> </tr> <tr> <td>2 PLC</td> <td>±.01</td> </tr> <tr> <td>3 PLC</td> <td>±.005</td> </tr> <tr> <td>4 PLC</td> <td>±.0020</td> </tr> <tr> <td>ANGLES</td> <td>±.7°</td> </tr> </table> | | 0 PLC | ± | 2 PLC | ±.01 | 3 PLC | ±.005 | 4 PLC | ±.0020 | ANGLES | ±.7° | PRODUCT SPEC 108-1973 | SIZE A100779 |
| 0 PLC | ± | | | | | | | | | | | | |
| 2 PLC | ±.01 | | | | | | | | | | | | |
| 3 PLC | ±.005 | | | | | | | | | | | | |
| 4 PLC | ±.0020 | | | | | | | | | | | | |
| ANGLES | ±.7° | | | | | | | | | | | | |
| MATERIAL | | APPLICATION SPEC 114-13038 | CAGE CODE C=6600333 | | | | | | | | | | |
| FINISH | | WEIGHT | RESTRICTED TO | | | | | | | | | | |
| Customer Drawing | | SCALE 3:1 | SHEET 14 OF 22 | | | | | | | | | | |
| | | REV P7 | | | | | | | | | | | |

| LOC | DIST | REV | DATE | BY | APPD |
|-----|------|-----|------|----|------|
| ES | 00 | | | | |

| REVISIONS | | | | | |
|-----------|------|----|------|-------------|------|
| REV | DATE | BY | APPD | DESCRIPTION | DATE |
| - | - | - | - | SEE SHEET 1 | - |

| PART NUMBER | ROWS | POWER | | | | | | SIGNAL | | POWER | | | | | |
|-------------|------|-------|----|----|----|----|----|--------|----|-------|----|----|-----|-----|-----|
| | | P1 | P2 | P3 | P4 | P5 | P6 | I | 2 | P7 | P8 | P9 | P10 | P11 | P12 |
| 3-6600333-8 | D | VM | VM | VM | VM | VM | VM | EV | EV | VM | VM | VM | VM | VM | VM |
| | C | | | | | | | EV | EV | | | | | | |
| | B | | | | | | | EV | EV | | | | | | |
| | A | | | | | | | EV | EV | | | | | | |
| 6P+8S+6P | | HD | | | | | | | | | | | | | HD |

| PART NUMBER | ROWS | POWER | | | SIGNAL | | | | | | POWER | | |
|---------------|------|-------|----|----|--------|----|----|----|----|----|-------|----|----|
| | | P1 | P2 | P3 | 1 | 2 | 3 | 4 | 5 | 6 | P4 | P5 | P6 |
| 3-6600333-9 | D | VM | VM | VM | EV | EV | EV | EV | EV | EV | VM | VM | VM |
| | C | | | | EV | EV | EV | EV | EV | | | | |
| | B | | | | EV | EV | EV | EV | EV | | | | |
| | A | | | | ES | EV | EV | EV | EV | | | | |
| 3ACP+24S+3ACP | | HD | | | | | | | | | | | HD |



THIS DRAWING IS A CONTROLLED DOCUMENT.

| | | | | |
|-------------|--|------------------|--------------|-----------|
| DIMENSIONS: | TOLERANCES UNLESS OTHERWISE SPECIFIED: | OWN | J. McCLINTON | 23MAR2005 |
| INCH | 0 PLC ±.01 | CHK | D. TROUT | 23MAR2005 |
| | 1 PLC ±.01 | APPD | P. WHYNE | 23MAR2005 |
| | 2 PLC ±.01 | PRODUCT SPEC | | |
| | 3 PLC ±.005 | APPLICATION SPEC | | |
| | 4 PLC ±.0020 | SIZE | 114-13038 | |
| | ANGLES ±.020 | WEIGHT | | |
| MATERIAL | FINISH | Customer Drawing | | |

NAME: VERTICAL HEADER ASSEMBLY, W/GUIDES, PRESS FIT, TYPE PSP MULTI-BEAM XL

SIZE: A1 00779 C=6600333

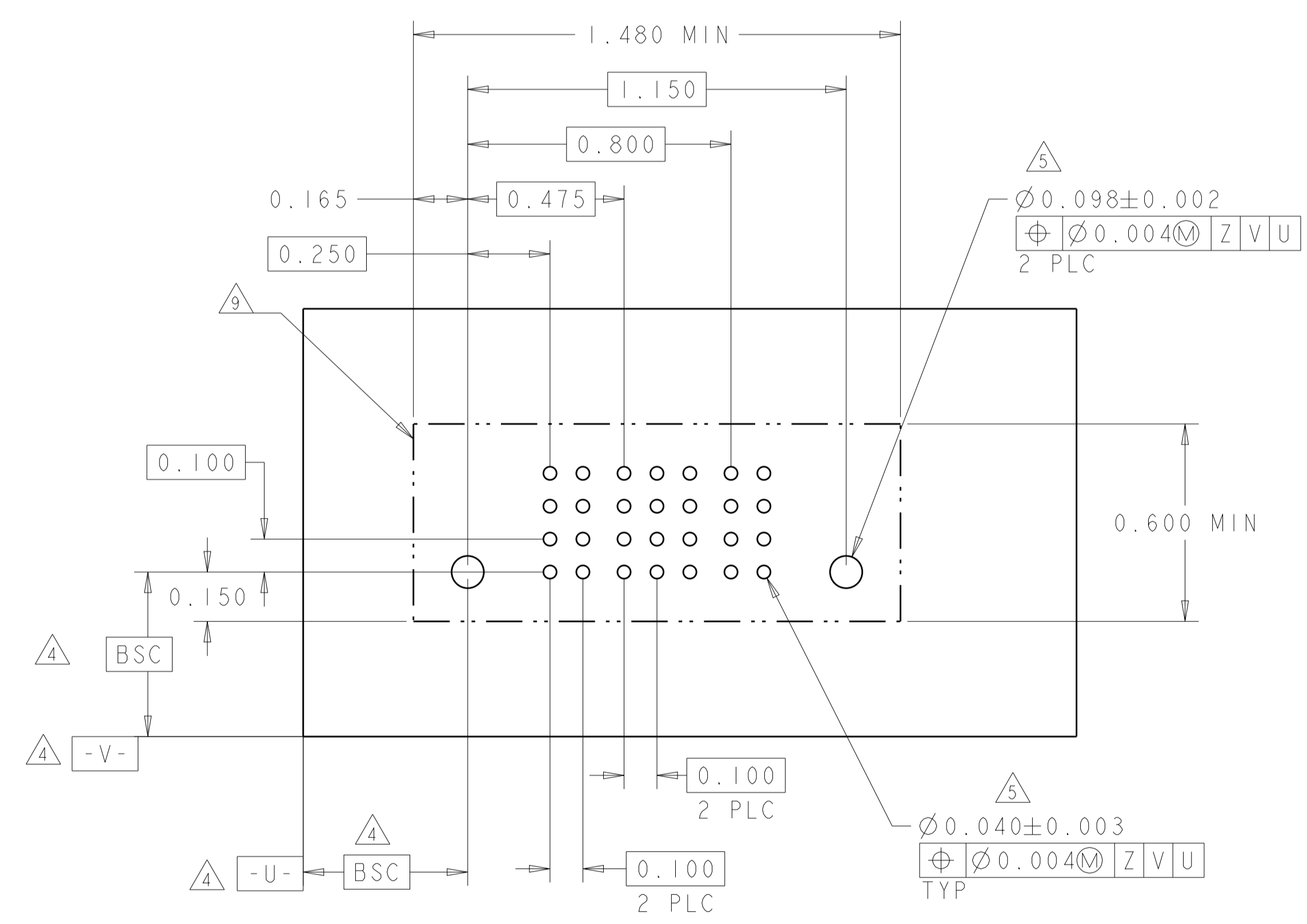
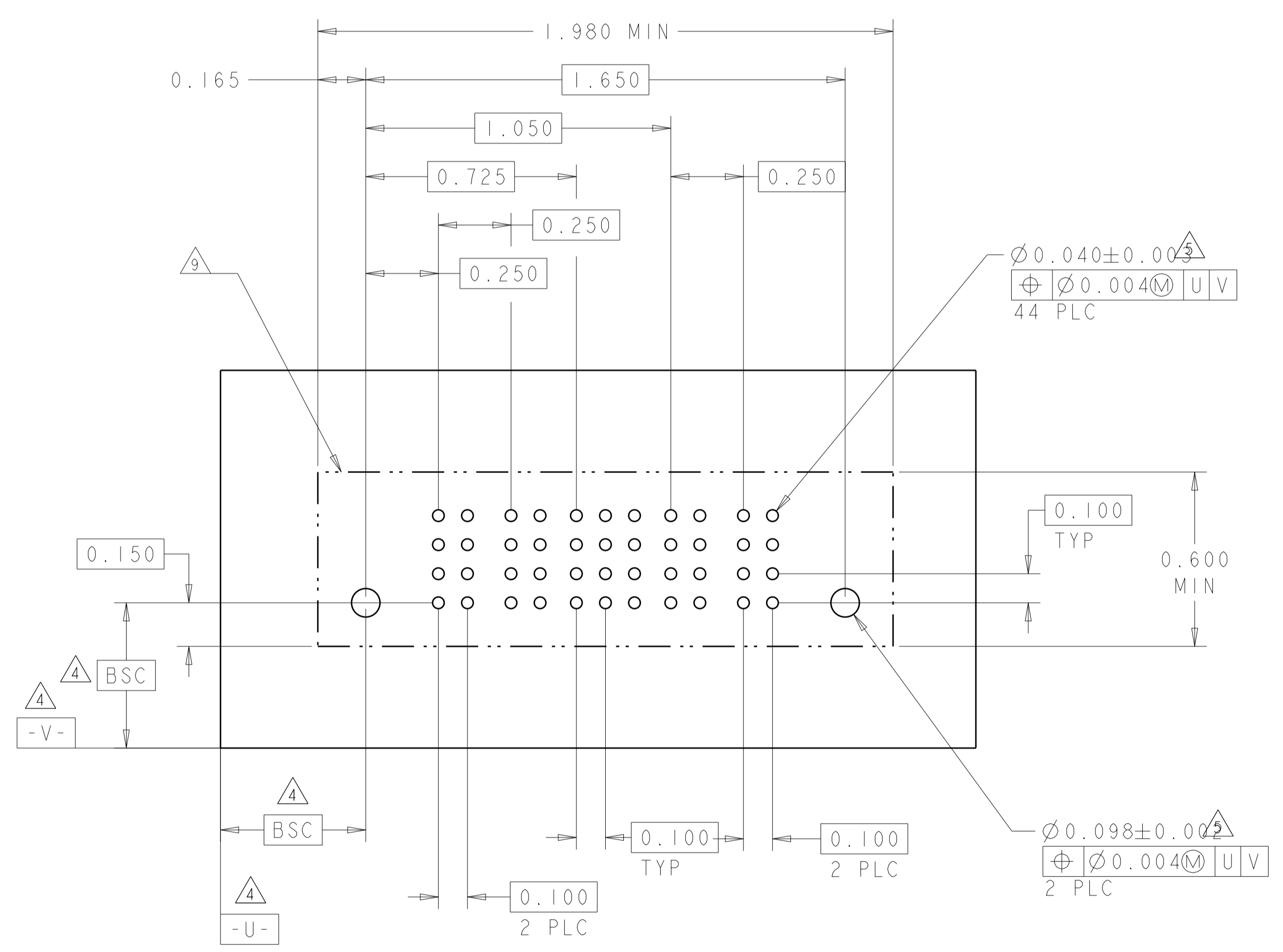
SCALE: 3:1 SHEET 15 OF 22 REV P7

| LOC | DIST | REV | DATE | BY | APPV |
|-----|------|-----|------|----|------|
| ES | 00 | | | | |

| REVISIONS | | | |
|-----------|------|----|-------------|
| REV | DATE | BY | DESCRIPTION |
| - | - | - | SEE SHEET 1 |

| PART NUMBER | ROWS | POWER | | SIGNAL | | | POWER | |
|---------------|------|-------|----|--------|----|----|-------|----|
| | | P1 | P2 | 1 | 2 | 3 | P3 | P4 |
| 4-6600330-1 | D | VM | VM | EV | EV | EV | VM | VM |
| | C | | | EV | EV | EV | | |
| | B | | | EV | EV | EV | | |
| | A | | | EV | EV | EV | | |
| 2P + 12S + 2P | | HD | | | | | HD | |

| PART NUMBER | ROWS | POWER | | SIGNAL | | | POWER | |
|-------------|------|-------|----|--------|----|----|-------|----|
| | | P1 | P2 | 1 | 2 | 3 | P3 | P4 |
| 4-6600333-9 | D | VM | VM | ES | EV | EV | VM | VM |
| | C | | | EV | EV | EV | | |
| | B | | | EV | EV | EV | | |
| | A | | | EV | EV | EV | | |
| IP+12S+IP | | HD | | | | | HD | |



THIS DRAWING IS A CONTROLLED DOCUMENT.

| | | | | |
|-------------|--|-----------------------------|-------------------------|-------------------------|
| DIMENSIONS: | TOLERANCES UNLESS OTHERWISE SPECIFIED: | OWN: J. McCLINTON 23MAR2005 | CHK: D. TROUT 23MAR2005 | APV: B. MHYNE 23MAR2005 |
| INCH | 0 PLC ± 1 PLC ±.01 2 PLC ±.01 3 PLC ±.005 4 PLC ±.002 ANGLES ±.2° | PRODUCT SPEC | 108-1973 | APPLICATION SPEC |
| MATERIAL: | FINISH: | SIZE: 114-13038 | WEIGHT: | Customer Drawing |

NAME: VERTICAL HEADER ASSEMBLY, W/GUIDES, PRESS FIT, TYPE PSP MULTI-BEAM XL

SCALE: 3:1 SHEET 16 OF 22 REV P7

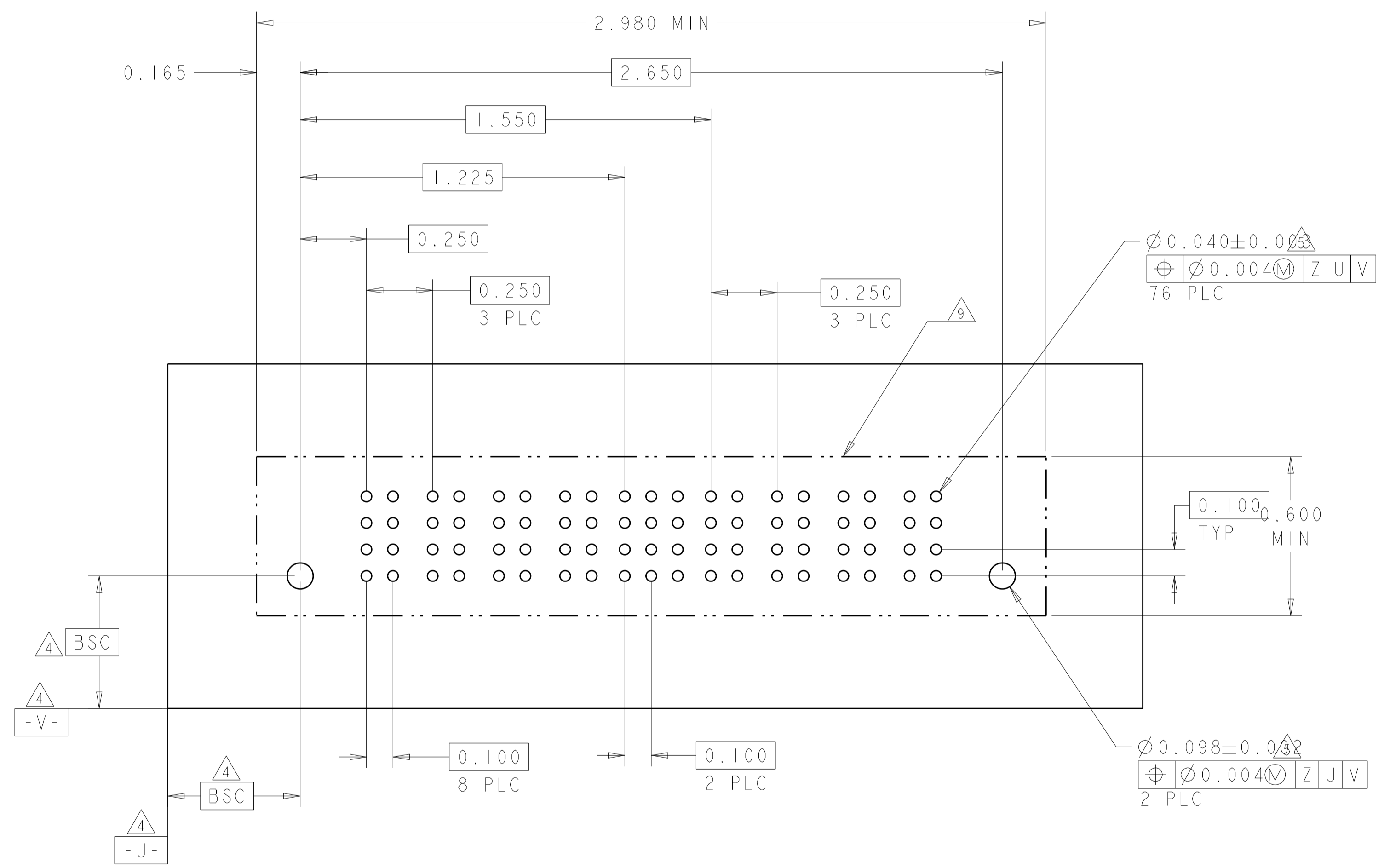
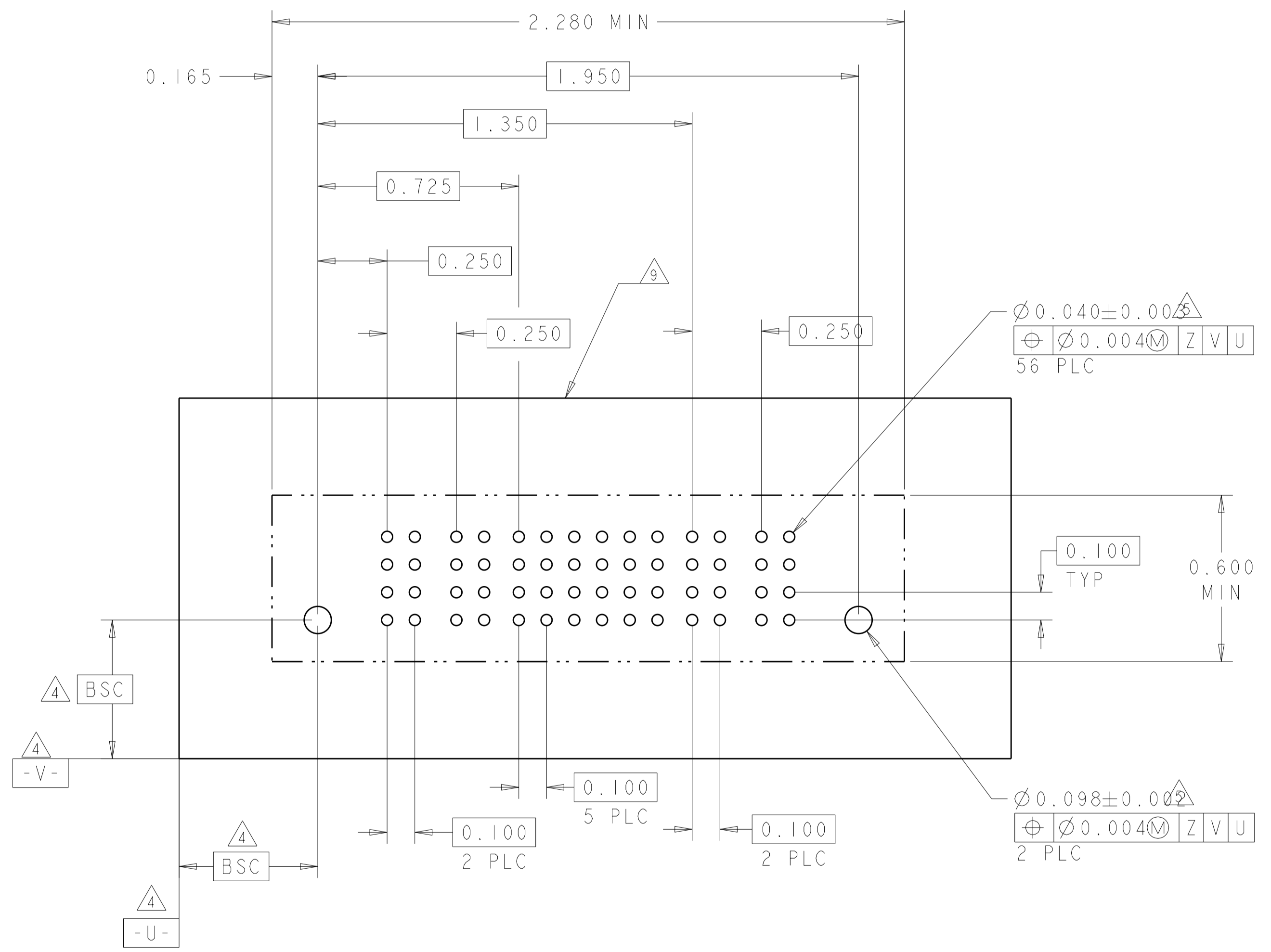
| LOC | DIST | REVISIONS | | | |
|-----|------|-------------|------|-----|------|
| P | LTN | DESCRIPTION | DATE | DMN | APVD |
| ES | 00 | SEE SHEET 1 | - | - | - |

(N2)

| PART NUMBER | ROWS | POWER | | SIGNAL | | | | | | POWER | |
|-------------|------|-------|----|--------|----|----|----|----|----|-------|----|
| | | P1 | P2 | 1 | 2 | 3 | 4 | 5 | 6 | P3 | P4 |
| 4-6600333-4 | D | VM | VM | EV | EV | EV | EV | EV | EV | VM | VM |
| | C | | | EV | EV | EV | EV | EV | | | |
| | B | | | EV | EV | EV | EV | EV | | | |
| | A | | | ES | ES | ES | ES | ES | | | |
| 2P+24S+2P | | | | | | | | | | | |

(N3)

| PART NUMBER | ROWS | POWER | | | | SIGNAL | | | POWER | | | |
|---------------|------|-------|----|----|----|--------|----|----|-------|----|----|----|
| | | P1 | P2 | P3 | P4 | 1 | 2 | 3 | P5 | P6 | P7 | P8 |
| 4-6600333-6 | D | VM | VM | VM | VM | EV | EV | EV | VM | VM | VM | VM |
| | C | | | | | EV | EV | EV | | | | |
| | B | | | | | EV | EV | EV | | | | |
| | A | | | | | EV | EV | EV | | | | |
| 4P + 12S + 4P | | | | | | | | | | | | |



THIS DRAWING IS A CONTROLLED DOCUMENT.

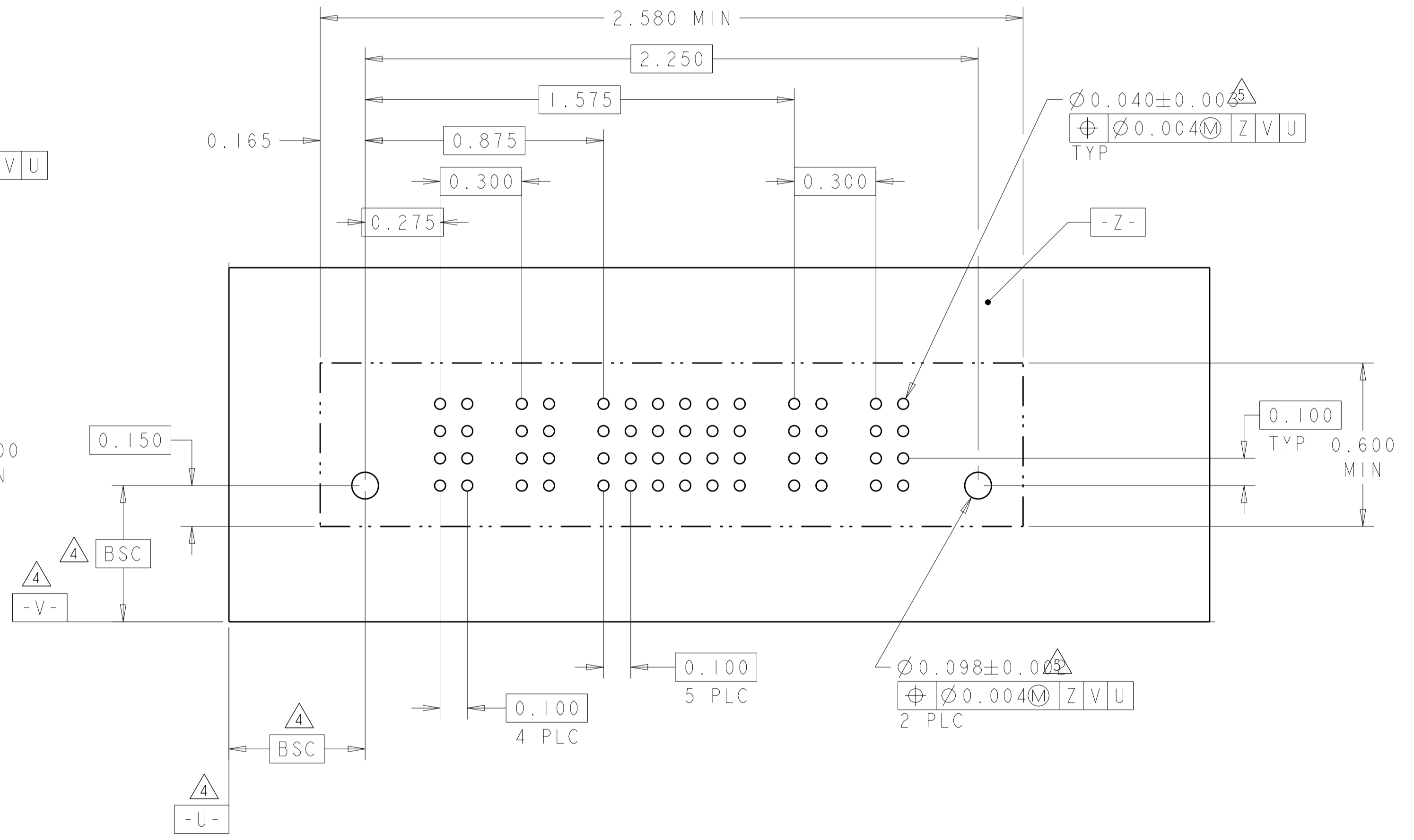
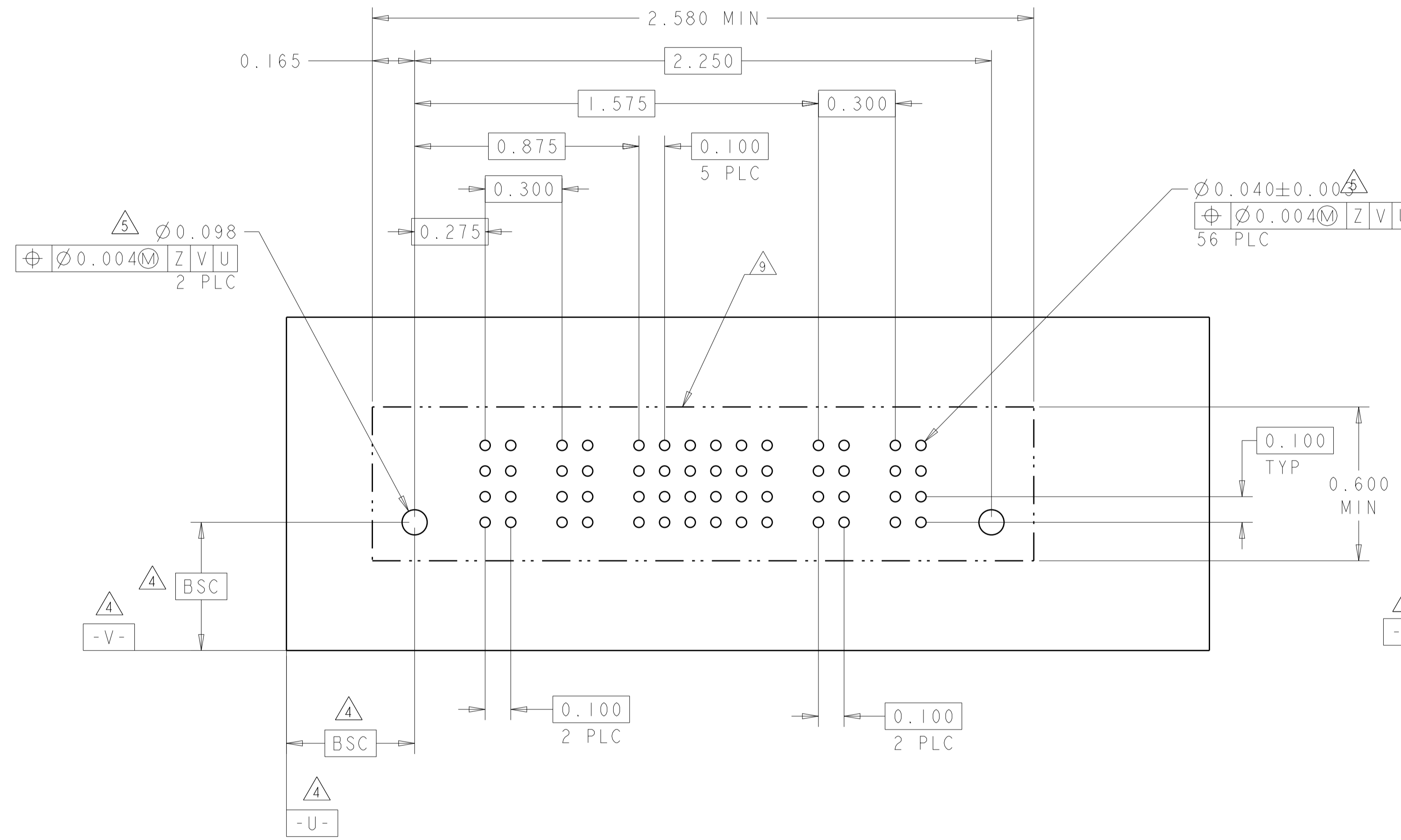
| | | | |
|---------------------|--|--|--|
| DIMENSIONS: INCH | TOLERANCES UNLESS OTHERWISE SPECIFIED: 0 PLC ±. 1 PLC ±.01 2 PLC ±.01 3 PLC ±.005 4 PLC ±.0020 ANGLES ±.7° | DMN J. McCLINTON 23MAR2005 CHK D. TROUT 23MAR2005 APVD P. WYNE 23MAR2005 | NAME VERTICAL HEADER ASSEMBLY, W/GUIDES, PRESS FIT, TYPE PSP MULTI-BEAM XL SIZE CAGE CODE DRAWING NO. RESTRICTED TO A100779C=6600333 |
| MATERIAL | FINISH | WEIGHT | Customer Drawing |

SCALE 3:1 SHEET 18 OF 22 REV P7

| LOC | DIST | REV | DATE | BY | APPD |
|-----------|------|-----|-------------|------|------|
| ES | 00 | | | | |
| REVISIONS | | | DESCRIPTION | DATE | BY |
| | | | SEE SHEET 1 | | |

| PART NUMBER | ROWS | POWER | | SIGNAL | | | | | | POWER | |
|---------------|------|-------|----|--------|----|----|----|----|----|-------|----|
| | | P1 | P2 | 1 | 2 | 3 | 4 | 5 | 6 | P3 | P4 |
| 4-6600333-3 | D | VM | VM | ES | EV | EV | EV | EV | EV | VM | VM |
| | C | | | EV | EV | EV | EV | EV | | | |
| | B | | | EV | EV | EV | EV | EV | | | |
| | A | | | EV | EV | EV | EV | EV | | | |
| 2ACP+24S+2ACP | HD | | | | | | | | | | |

| PART NUMBER | ROWS | POWER | | SIGNAL | | | | | | POWER | |
|---------------|------|-------|----|--------|----|----|----|----|----|-------|----|
| | | P1 | P2 | 1 | 2 | 3 | 4 | 5 | 6 | P3 | P4 |
| 4-6600333-5 | D | VM | VM | EV | EV | EV | EV | EV | EV | VM | VM |
| | C | | | EV | EV | EV | EV | EV | | | |
| | B | | | EV | EV | ES | EV | EV | | | |
| | A | | | ES | EV | EV | EV | EV | | | |
| 2ACP+24S+2ACP | HD | | | | | | | | | | |



THIS DRAWING IS A CONTROLLED DOCUMENT.

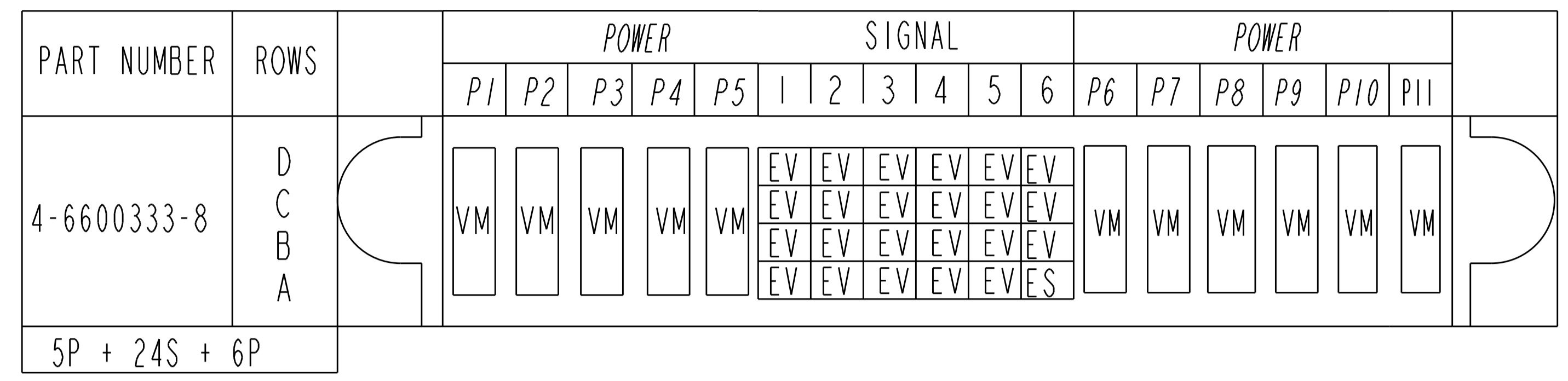
| | | | | |
|-------------|--|------------------|--------------|-----------|
| DIMENSIONS: | TOLERANCES UNLESS OTHERWISE SPECIFIED: | OWN | J. McCLINTON | 23MAR2005 |
| INCH | 0 PLC ± | CHK | D. TROUT | 23MAR2005 |
| | 1 PLC ±.01 | APPD | P. WHYNE | 23MAR2005 |
| | 2 PLC ±.02 | PRODUCT SPEC | | |
| | 3 PLC ±.05 | APPLICATION SPEC | | |
| | 4 PLC ±.0020 | SIZE | 114-13038 | |
| | ANGLES ±.2° | WEIGHT | | |
| MATERIAL | FINISH | Customer Drawing | | |

NAME: VERTICAL HEADER ASSEMBLY, W/GUIDES, PRESS FIT, TYPE PSP MULTI-BEAM XL

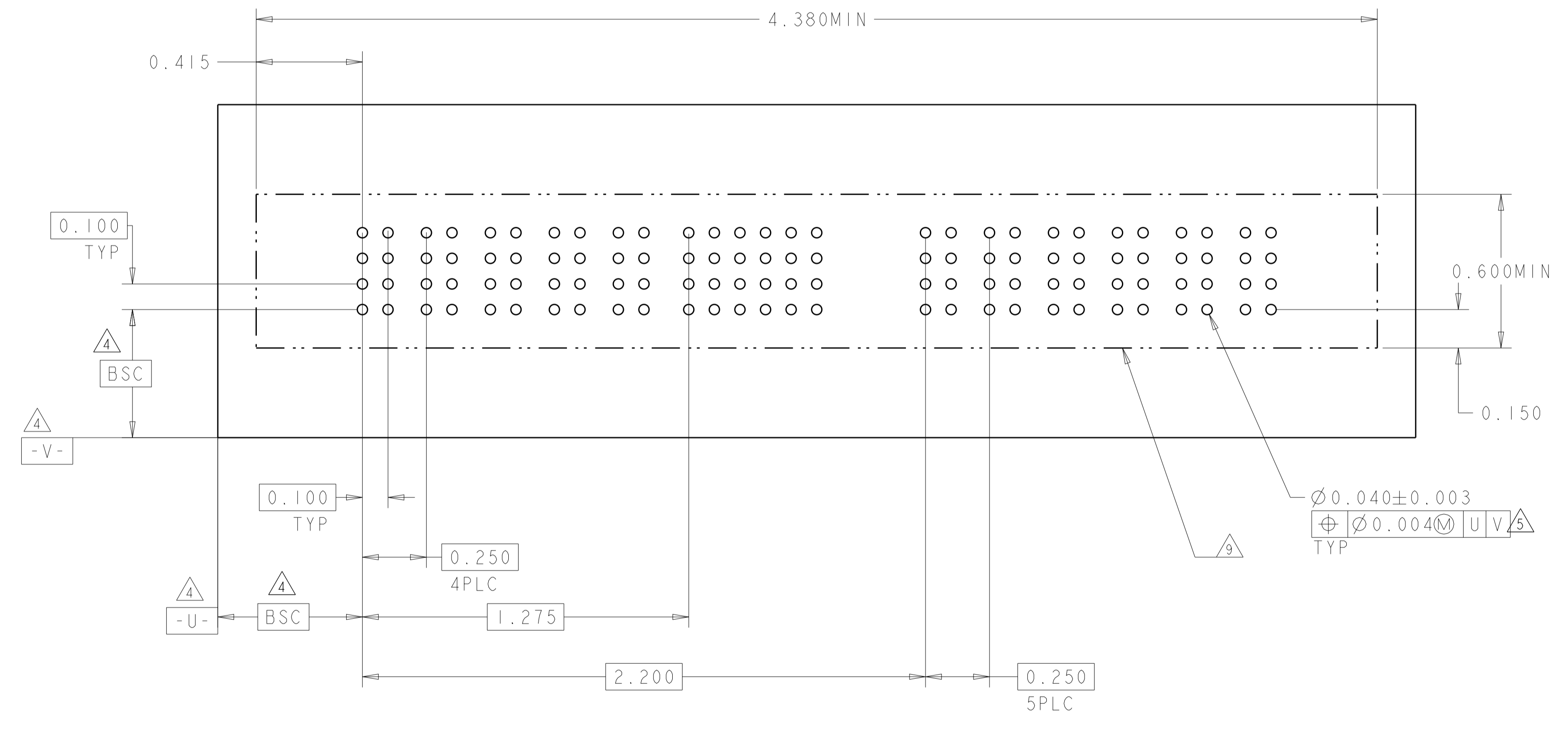
SIZE: A100779 C=6600333

SCALE: 3:1 SHEET 19 OF 22 REV P7

| LOC | DIST | REVISIONS | | | |
|-----|------|-------------|------|-----|------|
| P | LTN | DESCRIPTION | DATE | DMN | APVD |
| - | - | SEE SHEET 1 | - | - | - |
| | | | | | |
| | | | | | |



(N7)



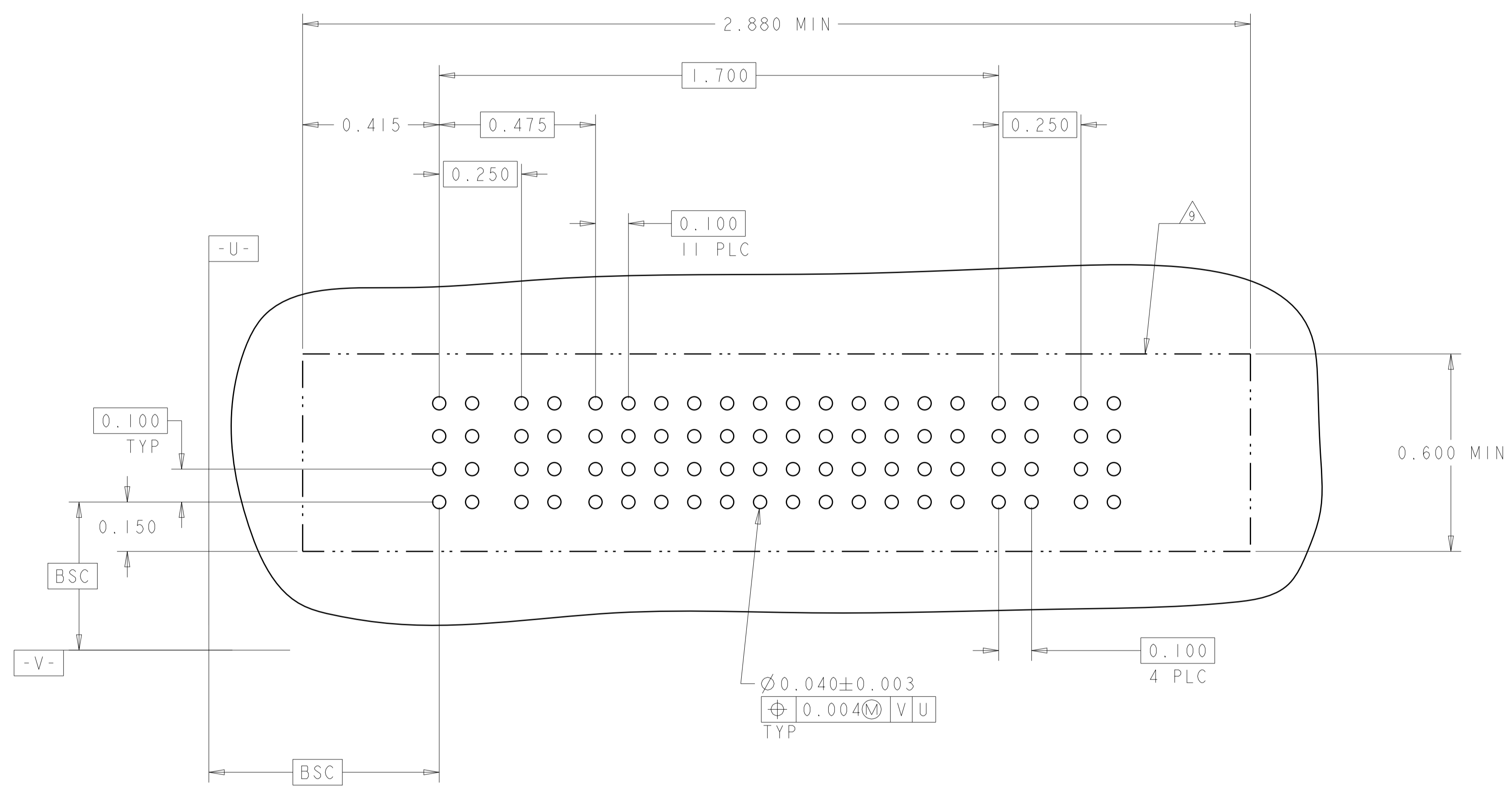
(N6)

RECOMMENDED PCB LAYOUT 4-6600333-8

| | | | | | | | | | | | | | | | |
|---|--------|----------------------------------|---|-------|------|-------|------|-------|-------|-------|--------|--------|-----|--------------------------|-----------------|
| THIS DRAWING IS A CONTROLLED DOCUMENT. | | DMN J. McCLINTON 23MAR2005 | TE Connectivity | | | | | | | | | | | | |
| DIMENSIONS: INCH | | CHK D. TROUT 23MAR2005 | | | | | | | | | | | | | |
| TOLERANCES UNLESS OTHERWISE SPECIFIED: | | APVD B. WHYNE 23MAR2005 | NAME VERTICAL HEADER ASSEMBLY, W/GUIDES, PRESS FIT, TYPE PSP MULTI-BEAM XL | | | | | | | | | | | | |
| <table border="1"> <tr> <td>0 PLC</td> <td>±</td> </tr> <tr> <td>1 PLC</td> <td>±.01</td> </tr> <tr> <td>2 PLC</td> <td>±.01</td> </tr> <tr> <td>3 PLC</td> <td>±.005</td> </tr> <tr> <td>4 PLC</td> <td>±.0020</td> </tr> <tr> <td>ANGLES</td> <td>±2°</td> </tr> </table> | | 0 PLC | ± | 1 PLC | ±.01 | 2 PLC | ±.01 | 3 PLC | ±.005 | 4 PLC | ±.0020 | ANGLES | ±2° | PRODUCT SPEC 108-1973 | SIZE A100779 |
| 0 PLC | ± | | | | | | | | | | | | | | |
| 1 PLC | ±.01 | | | | | | | | | | | | | | |
| 2 PLC | ±.01 | | | | | | | | | | | | | | |
| 3 PLC | ±.005 | | | | | | | | | | | | | | |
| 4 PLC | ±.0020 | | | | | | | | | | | | | | |
| ANGLES | ±2° | | | | | | | | | | | | | | |
| MATERIAL | | APPLICATION SPEC 114-13038 | DRAWING NO C=6600333 | | | | | | | | | | | | |
| FINISH | | WEIGHT | RESTRICTED TO | | | | | | | | | | | | |
| Customer Drawing | | SCALE 3:1 | SHEET 20 OF 22 | | | | | | | | | | | | |
| | | REV P7 | | | | | | | | | | | | | |

| LOC | | DIST | | REVISIONS | | | |
|-----|----|------|-----|-------------|------|-----|------|
| ES | 00 | P | LTN | DESCRIPTION | DATE | DWN | APVD |
| - | - | - | - | SEE SHEET 1 | - | - | - |
| | | | | | | | |
| | | | | | | | |

| PART NUMBER | ROWS | POWER | | SIGNAL | | | | | | | | | | | | POWER | | |
|-------------|------|-------|----|--------|----|----|----|----|----|----|----|----|----|----|----|-------|----|----|
| | | P1 | P2 | 1 | 2 | 3 | 4 | 5 | 6 | 7 | 8 | 9 | 10 | 11 | 12 | P3 | P4 | |
| 5-6600333-2 | D | VM | VM | EV | EV | EV | EV | EV | EV | EV | EV | EV | EV | EV | EV | EV | EV | EV |
| | C | | | EV | EV | EV | EV | EV | EV | EV | EV | EV | EV | EV | EV | EV | EV | EV |
| | B | | | EV | EV | EV | EV | EV | EV | EV | EV | EV | EV | EV | EV | EV | EV | EV |
| | A | | | ES | ES | ES | ES | ES | ES | EV | EV | EV | EV | EV | EV | EV | EV | EV |
| 2P+48S+2P | | | | | | | | | | | | | | | | | | |



| | | | | | | | | | | | | | |
|---|--------|----------------------------------|---|-------|------|-------|------|-------|--------|--------|-----|--------------------------|-------------------|
| THIS DRAWING IS A CONTROLLED DOCUMENT. | | DWN J. McCLINTON 23MAR2005 | TE Connectivity | | | | | | | | | | |
| DIMENSIONS: INCH | | CHK D. TROUT 23MAR2005 | | | | | | | | | | | |
| TOLERANCES UNLESS OTHERWISE SPECIFIED: | | APVD B. WHYNE 23MAR2005 | NAME VERTICAL HEADER ASSEMBLY, W/GUIDES, PRESS FIT, TYPE PSP MULTI-BEAM XL | | | | | | | | | | |
| <table border="1"> <tr><td>0 PLC</td><td>±</td></tr> <tr><td>2 PLC</td><td>±.01</td></tr> <tr><td>3 PLC</td><td>±.05</td></tr> <tr><td>4 PLC</td><td>±.0020</td></tr> <tr><td>ANGLES</td><td>±2°</td></tr> </table> | | 0 PLC | ± | 2 PLC | ±.01 | 3 PLC | ±.05 | 4 PLC | ±.0020 | ANGLES | ±2° | PRODUCT SPEC 108-1973 | SIZE 114-13038 |
| 0 PLC | ± | | | | | | | | | | | | |
| 2 PLC | ±.01 | | | | | | | | | | | | |
| 3 PLC | ±.05 | | | | | | | | | | | | |
| 4 PLC | ±.0020 | | | | | | | | | | | | |
| ANGLES | ±2° | | | | | | | | | | | | |
| MATERIAL | | APPLICATION SPEC | RESTRICTED TO | | | | | | | | | | |
| FINISH | | WEIGHT | A100779C=6600333 | | | | | | | | | | |
| Customer Drawing | | SCALE 3:1 | SHEET 22 OF 22 | | | | | | | | | | |
| | | REV P7 | | | | | | | | | | | |

Mouser Electronics

Authorized Distributor

Click to View Pricing, Inventory, Delivery & Lifecycle Information:

[TE Connectivity:](#)

[6600333-7](#)