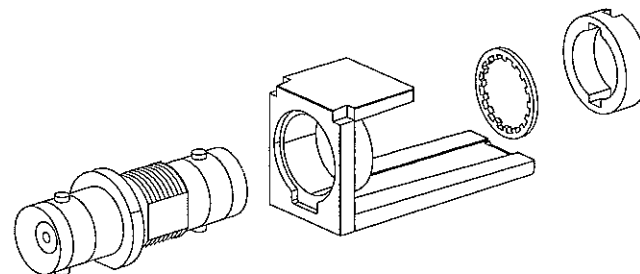
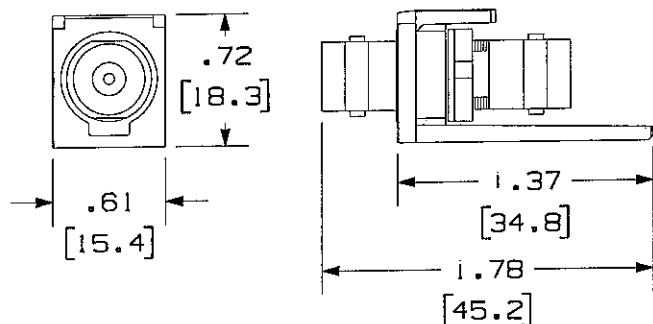


THIS COPY IS PROVIDED ON A RESTRICTED BASIS AND IS NOT TO BE USED IN ANY WAY DETRIMENTAL TO THE INTERESTS OF PANDUIT CORP.

PANDUIT P/N	WEIGHT
CMBA75**Y	3.58 LB/100 PCS (1629g/100 PCS)

NOTES:

- SEE CURRENT CATALOG FOR ADDITIONAL PART NUMBER SUFFIXES TO INDICATE COLOR AND OR PACKAGE QUANTITY.
- SEE CATALOG FOR COMPLETE LIST OF PARTS APPLICABLE FOR USE WITH THIS PART.
- DIMENSIONS IN PARENTHESES ARE IN METRIC.
- FOR FREQUENCY RANGE FROM 10-250MHZ, WITH MEASUREMENTS CALCULATED AT 250MHZ, TYPICAL RESULTS ARE INDUCTANCE 9.18nH, CAPACITANCE 1.6pF.
- ATTENUATION AND RETURN LOSS AT 22.68 Mhz, THE SIGNAL FREQUENCY FOR DS3, GIVES RESULTS OF -.1 DB AND -30 DB RESPECTIVELY.
- PART INCLUDES:
  - i- MODULE BASE
  - i- 75ohm BNC COUPLER (ASSEMBLED TO MODULE BASE)
  - i- LOCK WASHER
  - i- ROUND SPANNER NUT



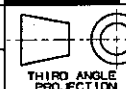
DRAWING FILENAME	MO2479GW_DC181_00A.PRT	SIZE	A
------------------	------------------------	------	---

MINI-COM 75 OHM BNC COUPLER  
MODULE CUSTOMER DRAWING

NETWORK SYSTEMS  
AUG 18 2006  
ENGINEERING DEPT



PANDUIT<sup>TM</sup> CORP.  
TINLEY PARK, ILL 60477



ALL DIMENSIONS ARE GIVEN IN INCHES, UNLESS OTHERWISE SPECIFIED.  
DIMENSIONAL TOLERANCES ARE:  
(.X) ± (.XXX) ± .010(.3)  
(.XX) ± .031(.8) ANGLES ±

DRAWN BY JsP  
DATE 4-26-06  
CHK'D MJD

MATERIAL:  
COUPLER BODY- NICKEL PLATED  
COUPLER INSULATOR- PLASTIC  
COUPLER CONTACT- GOLD PLATED  
MODULE BASE- PLASTIC

1.1. NUMBER	N/A
PRODUCT SPEC	N/A
WORK INSTRUCTION	N/A
SCALE	NONE
PART NO.	CMBA75**Y
DRAWING NO.	02479-181

REV	DATE	BY	CHK	DESCRIPTION	ECN	R	CUST	SUP	OTH
R	4-26-06	JsP	MJD	RELEASED TO PRODUCTION	02479-181				

# Mouser Electronics

Authorized Distributor

Click to View Pricing, Inventory, Delivery & Lifecycle Information:

Panduit:

[CMBA75AWY](#) [CMBA75BUY](#) [CMBA75GRY](#) [CMBA75WHY](#) [CMBA75BLY](#) [CMBA75EY](#) [CMBA75IWY](#) [CMBA75IGY](#)  
[CMBA75RDY](#) [CMBA75BL](#)