



385 Series, TE5® Telecom Interface Protector Fuse



Agency Approvals

Agency	Agency File Number	Ampere Range
	E67006	0.350A - 1.5A

Additional Information



Datasheet



Resources



Samples

Description

The 385 Series TE5R Telecom Interface Protector Fuses are 125V rated, Time-Lag type and designed in accordance to UL 248-14.

Features

- Surge proof for telecom applications
- Reduced PCB space requirements
- Highly defined cut-off times
- Low internal resistance
- Irreversible physical separation
- Flame resistant encapsulated casing
- Available from 0.350A to 1.5A

Applications

- Battery chargers
- Consumer Electronics
- Telecom
- Power supplies
- Industrial controllers

Electrical Characteristics

% of Ampere Rating	Opening Time
100%	2 Hours,
300%	300 ms., Min.; 5 sec., Max.

Electrical Characteristics

Amp Code	Rated Current	Voltage Rating	Breaking Capacity	Nominal Cold Resistance (Ohms)	Voltage Drop 1.0xI _N max. (mV)	Power Dissipation 1.0xI _N max. (mW)	Melting Integral 10xI _N max. (A ² s)	Surge Amplitude (A) ¹			Agency Approvals
								FCC	Bellcore	ITU	
0350	350mA	125V	50A @125VAC	0.4320	250	90	0.78	32	19	36	x
0500	500mA	125V		0.2570	220	110	1.81	48	26	61	x
0800	800mA	125V		0.1290	170	130	4.35	80	42	67	x
1100	1.00A	125V		0.0830	140	130	6.75	100	52	67	x
1125	1.25A	125V		0.0610	125	140	9.84	128	65	67	x
1150	1.50A	125V		0.0495	120	170	11.52	155	78	67	x

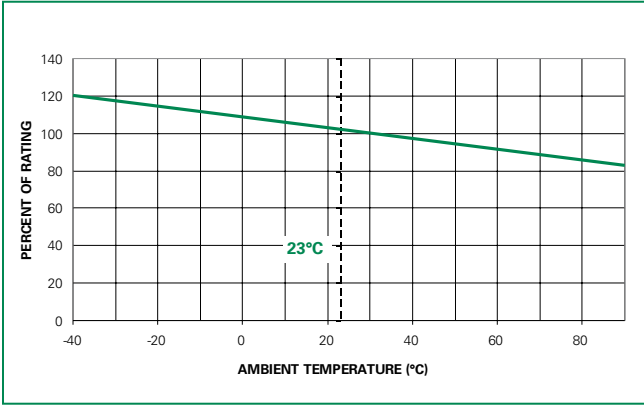
¹ FCC 47 Part 68: Minimum pulse load quantity is 2 pulses at a test generator output of 800V and 10x560µs waveform.

ITU-T K.20: Minimum pulse load quantity is 30 pulses at a test generator output of 1000V, 67A and 10x700µs waveform.

Bellcore GR-1089: Minimum pulse load quantity is 50 pulses at a test generator output of 1000V and 10x1000µs.

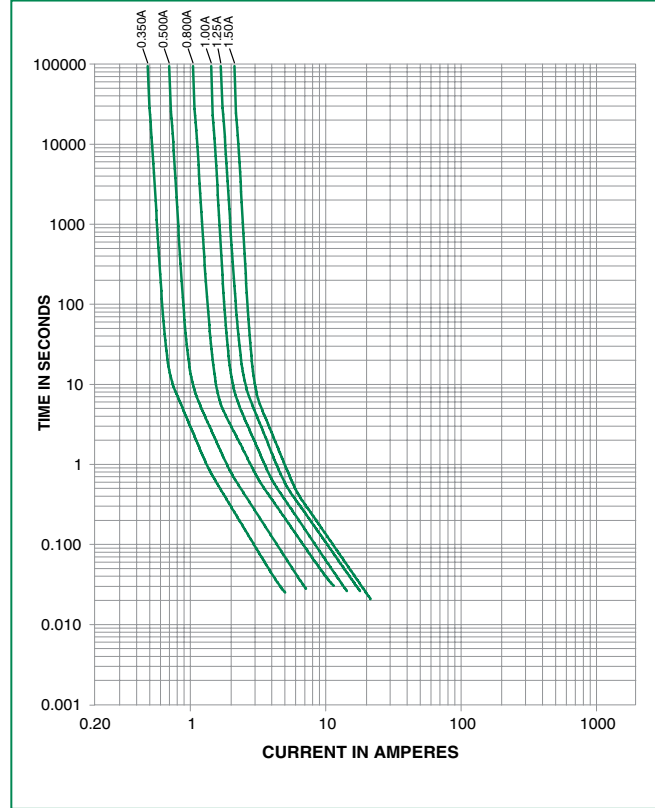
Note: 1.00 means the number one with two decimal places. 1,000 means the number one thousand.

Temperature Re-rating Curve

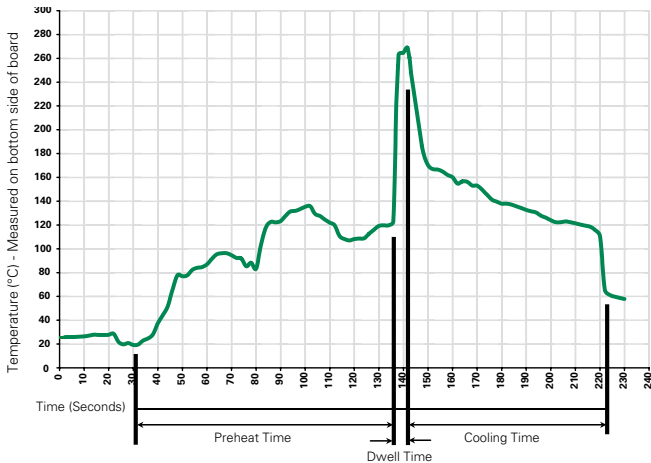


Note:
1. Rerating depicted in this curve is in addition to the standard derating of 25% for continuous operation.

Average Time Current Curves



Soldering Parameters - Wave Soldering



Recommended Process Parameters:

Wave Parameter	Lead-Free Recommendation
Preheat: (Depends on Flux Activation Temperature)	(Typical Industry Recommendation)
Temperature Minimum:	100°C
Temperature Maximum:	150°C
Preheat Time:	60-180 seconds
Solder Pot Temperature:	260°C Maximum
Solder Dwell Time:	2-5 seconds

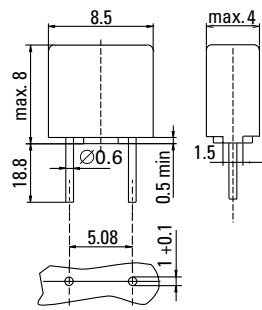
Solder Iron Temperature: 350°C +/- 5°C
Heating Time: 5 seconds max.

Product Characteristics

Materials	Base/Cap: Brown Thermoplastic Polyamide PA 6.6, UL 94V-0 Round Pins: Copper, Tin-plated
Lead Pull Strength	10N (IEC 60068-2-21)
Solderability	260°C, ≤ 3s. (Wave) 350°C, ≤ 1s. (Soldering Iron)
Soldering Heat Resistance	260°C, 10s. (IEC 60068-2-20) 350°C, 3s. (Soldering Iron)

Operating Temperature	-40°C to +85°C (consider re-rating)
Climatic Category	-40°C to +85°C/21 days (IEC 60068-1,-2-1,-2-2,-2-78)
Stock Conditions	+10°C to +60°C RH, ≤ 75% yearly average, without dew, maximum value for 30 days-95%
Vibration Resistance	24 cycles at 15 min. each (IEC 60068-2-6) 10 - 60Hz at 0.75mm amplitude 60 - 2000Hz at 10g acceleration

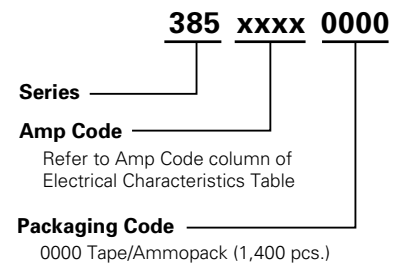
Dimensions



Holes in the printed circuit board

Dimensions (mm)
Long Leads (L=18.8mm)

Part Numbering System



Packaging

Packaging Option	Packaging Specification	Quantity	Quantity & Packaging Code	Taping Width
385 Series				
Tape & Ammopack	N/A	1,400	0000	N/A

Mouser Electronics

Authorized Distributor

Click to View Pricing, Inventory, Delivery & Lifecycle Information:

Littelfuse:

[38511500000](#) [38503500000](#) [38503500440](#) [38511500440](#) [38511250000](#) [38511250440](#) [38508000440](#)
[38508000000](#) [3851100044](#) [3850350044](#) [3850500044](#) [3850800044](#) [3851100000](#) [3851125044](#) [3850350000](#)
[3851150044](#) [3851125000](#) [3850500000](#) [3850800000](#) [3851150000](#) [38505000000](#) [38511000000](#) [38511000440](#)
[38505000440](#) [38900600000](#) [38318000410](#) [38318000000](#) [38321000000](#) [38321000410](#)