


## Power PCB Relay OZ/OZT

- 1pole, 16A, 1 form A(NO) or 1 form C (CO)
- UL TV-8 (OZT) available
- Meet 5000V dielectric voltage between coil and contacts
- Meet 10000V surge voltage between coil and contacts

Typical applications  
Home appliances, office machines



### Approvals

UL E58304, CSA LR48471, TuV R50139112, CQC 03001007810  
Technical data of approved types on request

### Contact Data

Contact arrangement	1 form A (NO), 1 form C (CO)
Rated voltage	240VAC
Max. switching voltage	24VDC, 240VAC
Rated current	16A
Switching power	3840VA, 380W
Contact material	AgSnO
Min. recommended contact load	100mA, 5VDC
Initial contact resistance	100mΩ at 1A, 6VDC
Frequency of operation, with/without load	1800/18000h <sup>-1</sup>
Operate/release time max.	
standard version:	15/8ms
sensitive version:	20/8ms
Electrical endurance	
NO 16A, 240VAC, resistive,	100x10 <sup>3</sup> ops.
NC 8A, 240VAC, resistive,	100x10 <sup>3</sup> ops.
Contact ratings	16A, 240VAC/30VDC
Mechanical endurance	10x10 <sup>6</sup> operations

### Coil Data

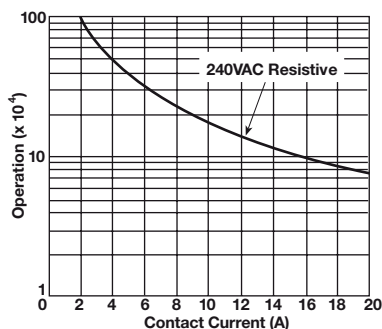
Coil voltage range	5 to 48VDC
Coil insulation system according UL	class105 (A) class155 (F)

### Coil versions, DC coil

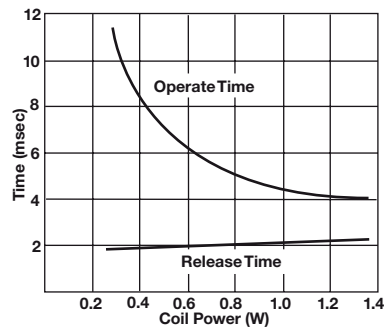
Coil code	Rated voltage VDC	Operate voltage VDC	Release voltage VDC	Coil resistance Ω±10%	Rated coil power mW
<b>Standard coil, 720mW</b>					
05	5	3.5	0.25	36	720
06	6	4.2	0.3	48.5	720
09	9	6.3	0.45	115	720
12	12	8.4	0.6	200	720
24	24	16.8	1.2	820	720
48	48	33.6	2.4	3300	720
<b>Sensitive coil, 540mW</b>					
05	5	3.8	0.25	48.5	540
06	6	4.5	0.3	68	540
09	9	6.8	0.45	155	540
12	12	9.0	0.6	270	540
24	24	18.0	1.2	1100	540
48	48	36.0	2.4	4400	540

All figures are given for coil without pre-energization, at ambient temperature +23°C.

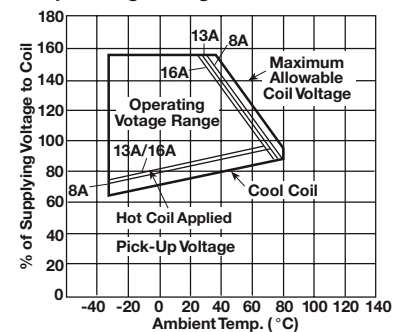
### Electrical endurance



### Operate time



### Coil operative range





**Power PCB Relay OZ/OZT** (Continued)

Product code structure			Typical product code		OZ	-SS	1	12	D	M	1	F	,200
Type			OZ / OZT		Power PCB Relay OZ / OZT								
Sealing			SS		Flux proof		SH		Wash tight				
Pole			1		1pole								
Coil			Coil code: please refer to coil versions table										
Coil power			D		Standard 720mW		L		Sensitive 540mW				
Contact arrangement			Blank		1 form C (CO)		M		1 form A (NO)				
Contact material			Blank		AgCdO		1		AgSnO				
Coil insulation			Blank		Class 105 (A)		F		Class 155 (F)				
Suffix			,200		Flux proof		,294		Wash tight				

Product code	Version	Contact	Cont.material	Coil power	Coil voltage	Sealing	Part number
OZ-SS-105DM1,200	16A	1 form A (NO)	AgSnO	720mW	5VDC	Flux proof	1461251-5
OZ-SS-112DM1,200					12VDC		2-1440002-2
OZ-SS-124DM1,200					24VDC		2-1440002-6
OZ-SS-105LM1,200				540mW	5VDC		1461251-3
OZ-SS-112LM1,200					12VDC		2-1440002-4
OZ-SS-124LM1,200					24VDC		2-1440002-9
OZ-SH-105DM1,294				720mW	5VDC	Wash tight	1461250-4
OZ-SH-112DM1,294					12VDC		1-1461250-4
OZ-SH-124DM1,294					24VDC		1-1440002-0
OZ-SH-105LM1,294				540mW	5VDC		1440002-5
OZ-SH-112LM1,294					12VDC		1440002-8
OZ-SH-124LM1,294					24VDC		1-1461250-5
OZ-SS-105D1,200		1 form C (CO)		720mW	5VDC	Flux proof	1-1649399-7
OZ-SS-112D1,200					12VDC		2-1649399-0
OZ-SS-124D1,200					24VDC		2-1649399-2
OZ-SS-105L1,200				540mW	5VDC		1649399-1
OZ-SS-112L1,200					12VDC		1649399-4
OZ-SS-124L1,200					24VDC		1649399-6
OZ-SS-112LF,000					12VDC		1461869-3
OZ-SH-112LF,000					12VDC	Wash tight	1461869-4

# Mouser Electronics

Authorized Distributor

Click to View Pricing, Inventory, Delivery & Lifecycle Information:

[TE Connectivity:](#)

[2-1440002-8](#)