




CMOS/ 3.3V/ 3.2×2.5mm



RoHS Compliant

Features

- Miniature ceramic package
- Highly reliable with seam welding
- CMOS output
- Supply voltage Vcc=3.3V
- ±25×10⁻⁶ available

Table 1

Freq. Tol. Code	Tol. × 10 ⁻⁶	Operating Temperature Range (°C)	Note
0	± 50	-10 to +70	Standard specifications
S	± 30		
U	± 25	-40 to +85	Please contact us for available frequencies.
F	± 100		
G	± 50		
6	± 50	-40 to +105	

How to Order

KC3225A 25.0000 C 3 □ E 00
① ② ③ ④ ⑤ ⑥ ⑦

- ①Series
- ②Output Frequency
- ③Output Type (CMOS)
- ④Supply Voltage (3.3V)
- ⑤Frequency Tolerance (See Table 1)
- ⑥Symmetry/ INH Function (45/ 55%)
- ⑦Individual Specification (STD Specification is "00")

Packaging (Tape & Reel 2000 pcs./ reel)

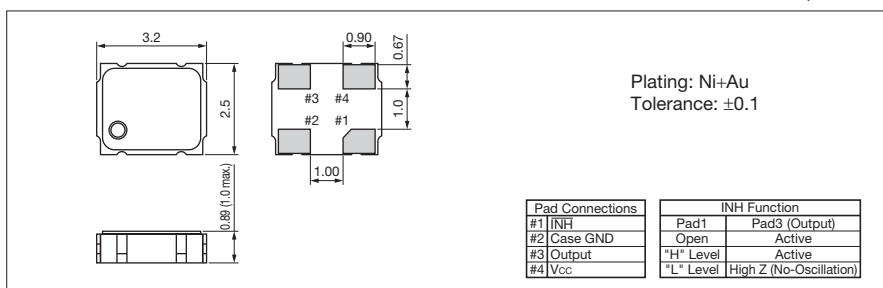
Specifications

Item	Symbol	Conditions	Min.	Max.	Unit	
Output Frequency Range	f _o		1.5	125	MHz	
Frequency Tolerance	f _{tol}	Initial tolerance, Operating temperature range, Rated power supply voltage change, Load change, Aging (1 year @25°C), Shock and vibration	Temp.: -40 to +85°C	-100	+100	× 10 ⁻⁶
			Temp.: -10 to +70°C/ -40 to +85°C/ -40 to +105°C	-50	+50	
			Temp.: -10 to +70°C	-30	+30	
			Temp.: -10 to +70°C	-25	+25	
Storage Temperature Range	T _{stg}		-55	+125	°C	
Operating Temperature Range	T _{use}	Standard Specifications	-10	+70	°C	
		Extend (Option)	-40	+85		
Max. Supply Voltage	—		-40	+105		
Supply Voltage	V _{cc}	Freq. Tol. Code: 0, S, F	+2.97	+3.63	V	
		Freq. Tol. Code: U, G, 6	+3.14	+3.46		
Current Consumption (Maximum Loaded)	I _{cc}	1.5 ≤ f _o ≤ 26MHz	—	6	mA	
		26 < f _o ≤ 50MHz	—	8		
		50 < f _o ≤ 67.5MHz	—	12		
		67.5 < f _o ≤ 95MHz	—	20		
		95 < f _o ≤ 125MHz	—	25		
Stand-by Current	I _{std}		—	10	μA	
Symmetry	SYM	@50% V _{cc}	45	55	%	
Rise/ Fall Time (10% V _{cc} to 90% V _{cc} Maximum Loaded)	Tr/ Tf	1.5 ≤ f _o ≤ 67.5MHz	—	5	ns	
		67.5 < f _o ≤ 125MHz	—	3		
Low Level Output Voltage	V _{OL}	I _{OL} =4mA	—	10% V _{cc}	V	
High Level Output Voltage	V _{OH}	I _{OH} =-4mA	90% V _{cc}	—	V	
CMOS Load	L _{CMOS}	CMOS Output	—	15	pF	
Input Voltage Range	V _{IN}		0	V _{cc}	V	
Low Level Input Voltage	V _{IL}		—	30% V _{cc}	V	
High Level Input Voltage	V _{IH}		70% V _{cc}	—	V	
Disable Time	t _{dis}		—	150	ns	
Enable Time	t _{ena}		—	5	ms	
Start-up Time	t _{str}	@Minimum operating voltage to be 0 sec.	—	10	ms	
1 Sigma Jitter	J _{Sigma}	Measured with Wavcrest SIA-3000	1.5 ≤ f _o ≤ 60MHz	—	8	ps
			60 < f _o ≤ 125MHz	—	5	
Peak to Peak Jitter	J _{PK-PK}	Measured with Wavcrest SIA-3000	1.5 ≤ f _o ≤ 60MHz	—	80	ps
			60 < f _o ≤ 125MHz	—	40	

Note: All electrical characteristics are defined at the maximum load and operating temperature range.
Please contact us for inquiry about operating temperature range, available frequencies and other conditions.

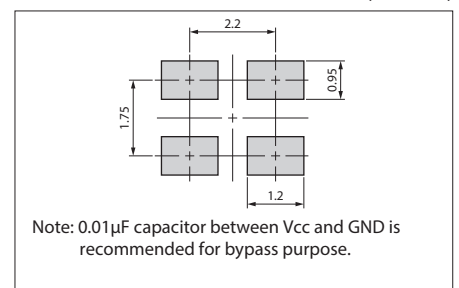
Dimensions

(Unit: mm)



Recommended Land Pattern

(Unit: mm)



Mouser Electronics

Authorized Distributor

Click to View Pricing, Inventory, Delivery & Lifecycle Information:

Kyocera:

[KC3225A49.1520C30E00](#) [KC3225A24.5760C30E00](#) [KC3225A40.0000C30E00](#) [KC3225A30.0000C30E00](#)
[KC3225A72.0000C30E00](#) [KC3225A75.0000C30E00](#) [KC3225A54.0000C30E00](#) [KC3225A50.0000C30E00](#)
[KC3225A12.0000C30E00](#) [KC3225A100.000C20EJB](#) [KC3225A14.3182C30E00](#) [KC3225A48.0000C30E00](#)
[KC3225A33.3333C30E00](#) [KC3225A16.0000C30E00](#) [KC3225A25.0000C30E00](#) [KC3225A27.0000C30E00](#)
[KC3225A20.0000C30E00](#) [KC3225A100.000C30E00](#) [KC3225A125.000C30E00](#) [KC3225A31.2500C20EJB](#)
[KC3225A100.000C3GE00](#) [KC3225A125.000C3GE00](#) [KC3225A106.250C3GE00](#) [KC3225A19.2000C3GE00](#)
[KC3225A4.00000C3GE00](#) [KC3225A25.0000C3GE00](#) [KC3225A16.0000C3GE00](#) [KC3225A50.0000C3GE00](#)
[KC3225A24.5760C3GE00](#) [KC3225A1.84320C3GE00](#) [KC3225A30.0000C3GE00](#) [KC3225A60.0000C3GE00](#)
[KC3225A48.0000C3GE00](#) [KC3225A3.68640C3GE00](#) [KC3225A14.3182C3GE00](#) [KC3225A7.37280C3GE00](#)
[KC3225A40.0000C3GE00](#) [KC3225A27.0000C3GE00](#) [KC3225A44.0000C3GE00](#) [KC3225A10.0000C3GE00](#)
[KC3225A24.0000C3GE00](#) [KC3225A18.4320C3GE00](#) [KC3225A80.0000C3GE00](#) [KC3225A8.00000C3GE00](#)
[KC3225A20.0000C3GE00](#) [KC3225A12.0000C3GE00](#) [KC3225A106.250C30E00](#)