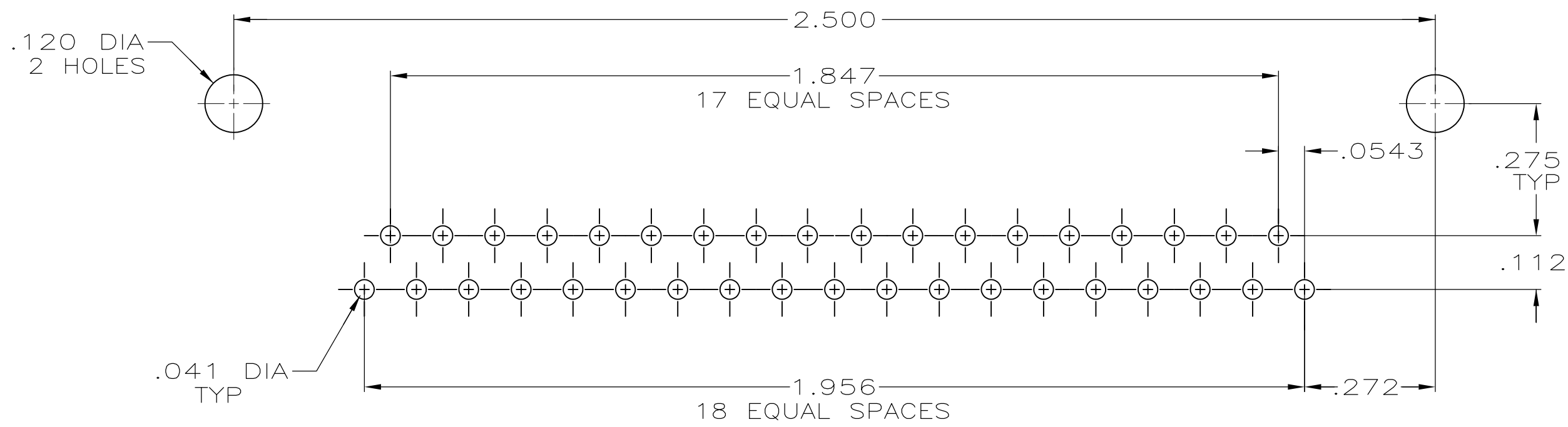
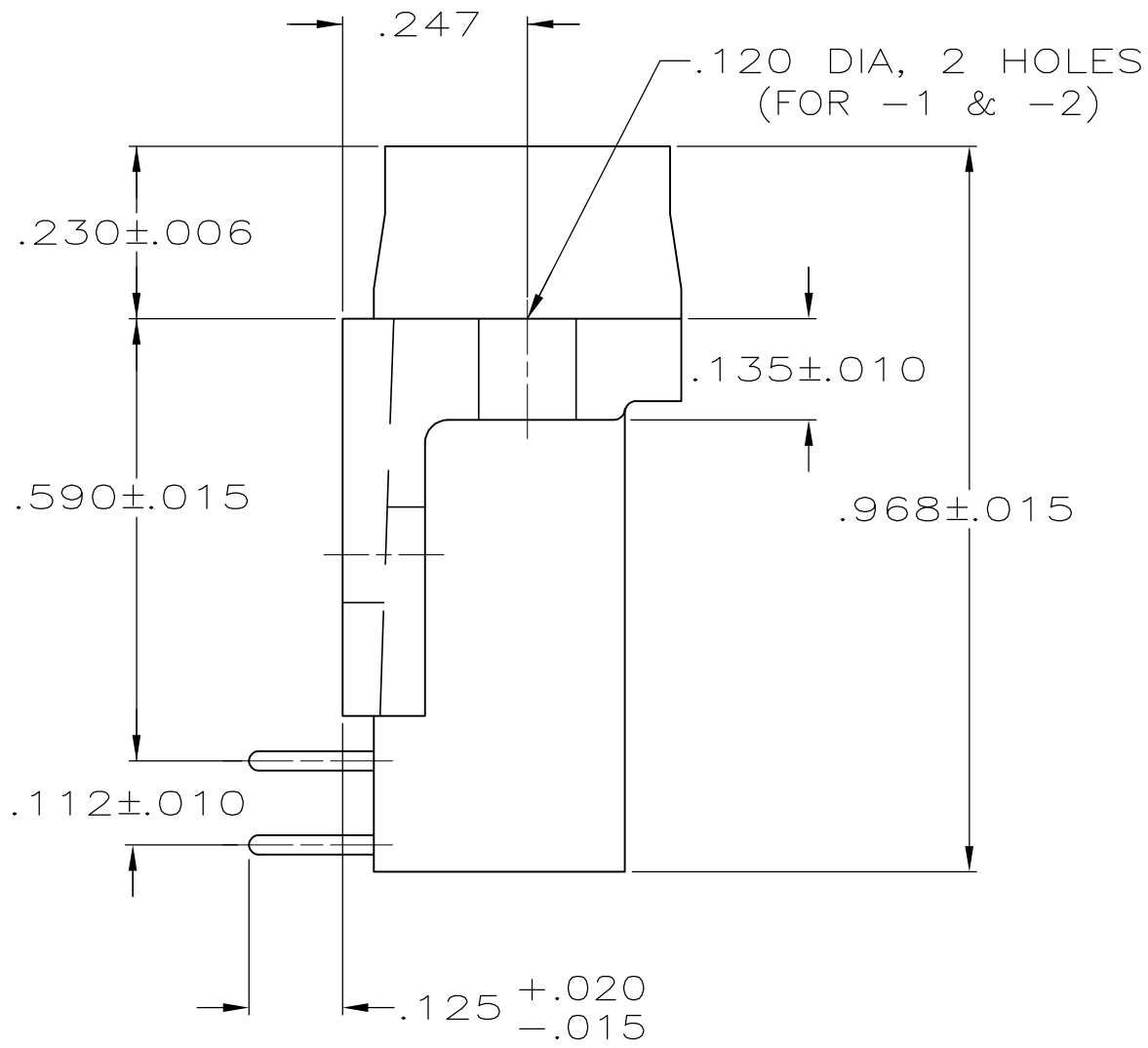
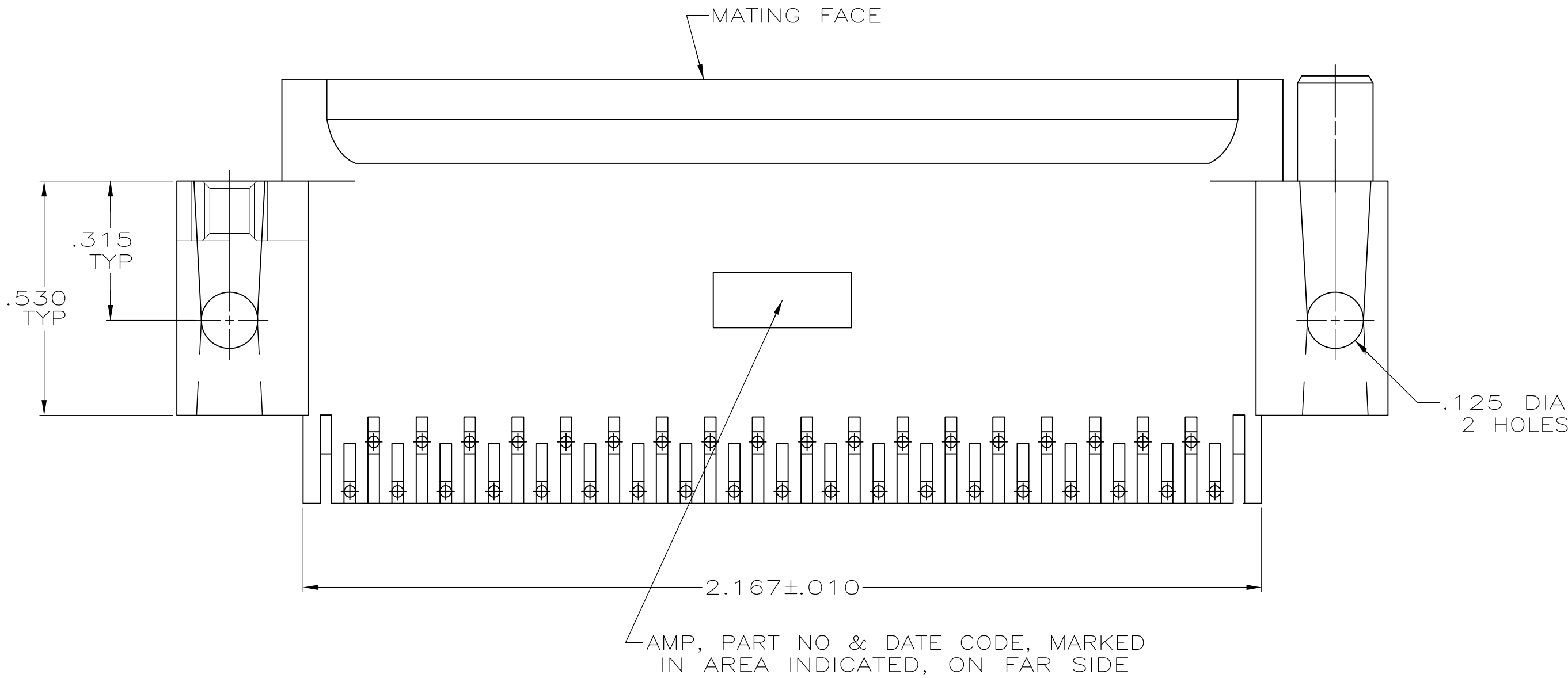
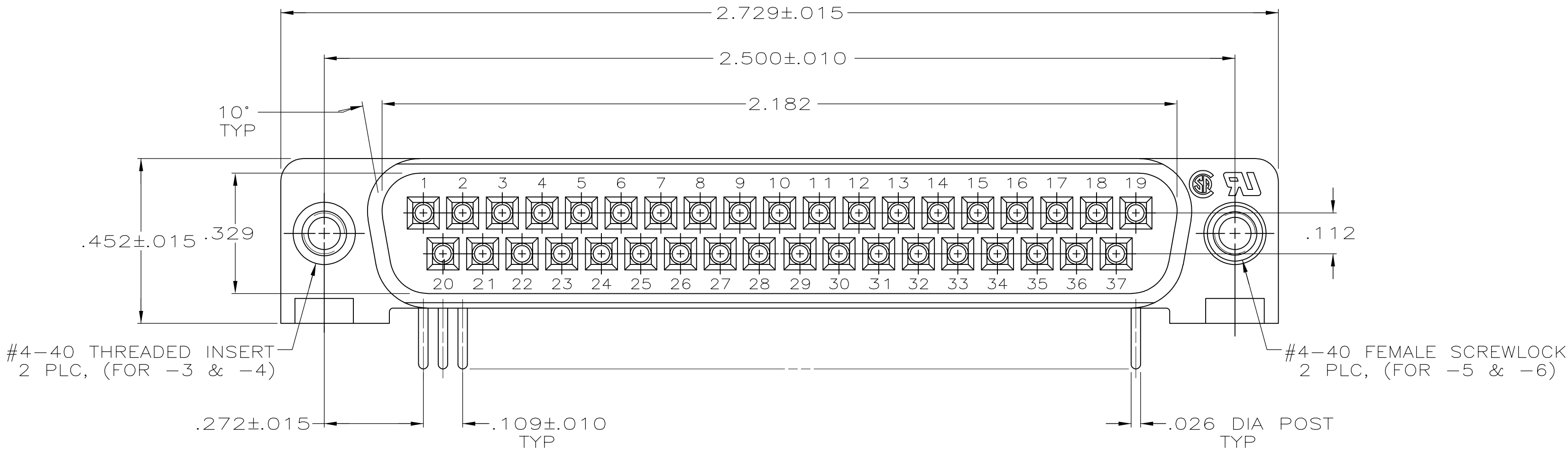


LOC	DIST	REVISIONS				
		P	LTR	DESCRIPTION	DATE	DWN APVD
GP	00	J		REVISED PER ECO-11-009374	24MAY2011	CJV SLB

- 1
- MOLDED PARTS: FLAME RETARDANT, 94V-0 RATED, GLASS FILLED NYLON OR POLYESTER, BLACK
-
- CONTACTS: BRASS
-
- HARDWARE: BRASS
-
- 2
- CONTACTS: SEE TABLE
-
- INSERTS: UNPLATED
-
- SCREWLOCKS: NICKEL PLATED
-
- 3
- REFER TO APPLICATION SPEC FOR RECOMMENDED P.C. BOARD MOUNTING DIMENSIONS FOR AUTOMATIC INSERTION.
-
- 4
- GOLD FLASH ON THE MATING SURFACES, .000100 MIN TIN OR TIN-LEAD PLATE ON THE SOLDER END, .000050 MIN NICKEL UNDERPLATE ON THE ENTIRE CONTACT.
-
- 5
- .000030 MIN GOLD PLATE ON THE MATING SURFACES, .000100 MIN TIN OR TIN-LEAD PLATE ON THE SOLDER END, .000050 MIN NICKEL UNDERPLATE ON THE ENTIRE CONTACT.
-
- OR-
-
- GOLD FLASH OVER PALLADIUM- NICKEL PLATE, .000030 MIN TOTAL ON THE MATING SURFACES, .000100 MIN TIN OR TIN-LEAD PLATE ON THE SOLDER END, .000050 MIN NICKEL UNDERPLATE ON THE ENTIRE CONTACT.



RECOMMENDED P.C. BOARD MOUNTING DIMENSIONS 3

OBsolete	WITH SCREWLOCKS	5	747470 -6
OBsolete	WITH SCREWLOCKS	4	747470 -5
OBsolete	WITH INSERTS	5	747470 -4
OBsolete	WITH INSERTS	4	747470 -3
	WITH .120 DIA HOLE	5	747470 -2
	WITH .120 DIA HOLE	4	747470 -1

REMARKS	FINISH	PART NUMBER
SUPSD BY 747470-2		

THIS DRAWING IS A CONTROLLED DOCUMENT.		DWN C RICHARD 7-29-87	TE Connectivity		
DIMENSIONS: INCHES		CHK S WELDON 8-3-87	NAME		
		APVD B TAYLOR 8-3-87	PRODUCT SPEC		
		108-40005			
		APPLICATION SPEC			
MATERIAL		SIZE 114-40015	CAGE CODE A100779	DRAWING NO 747470	RESTRICTED TO
WEIGHT		CUSTOMER DRAWING			
SCALE 4:1		SHEET 1 of 1		REV J	

Mouser Electronics

Authorized Distributor

Click to View Pricing, Inventory, Delivery & Lifecycle Information:

[TE Connectivity:](#)

[747470-2](#)