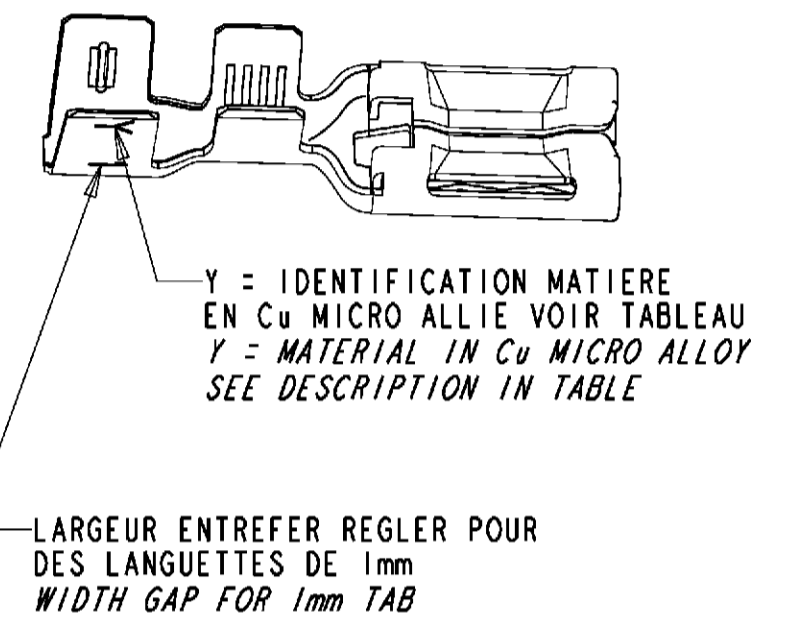
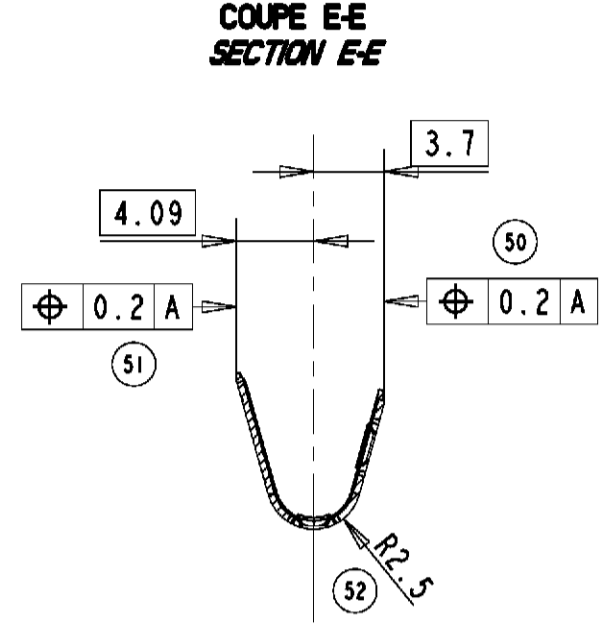
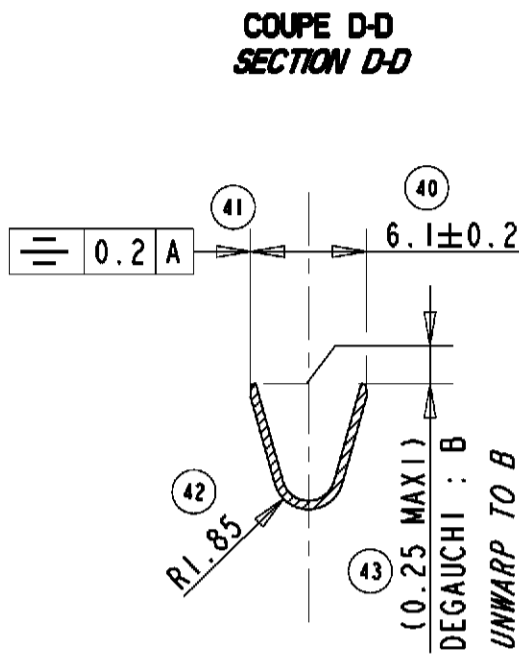
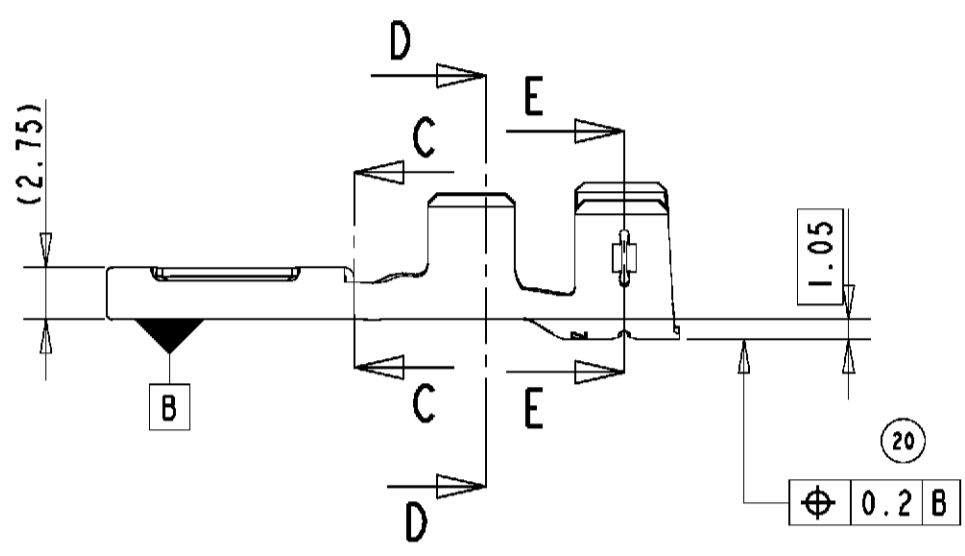

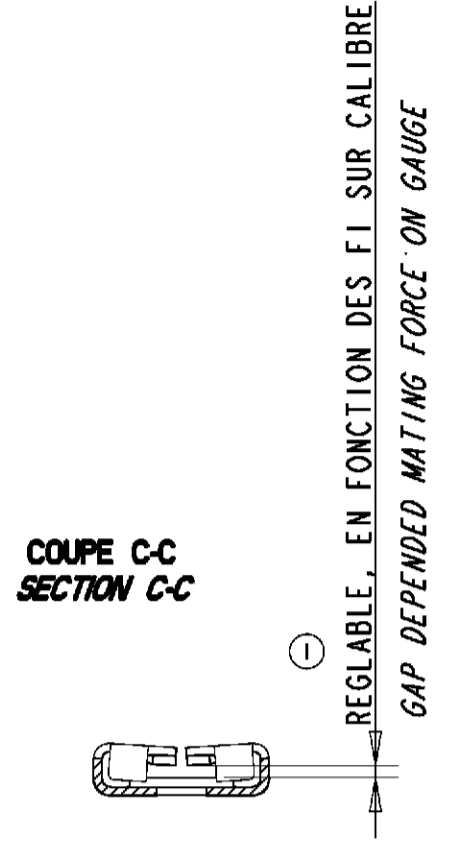


THIS DRAWING IS UNPUBLISHED.  
 DIFFUSION RESTREINTE  
 © COPYRIGHT 2011  
 ALL RIGHTS RESERVED  
 TOUS DROITS RESERVES

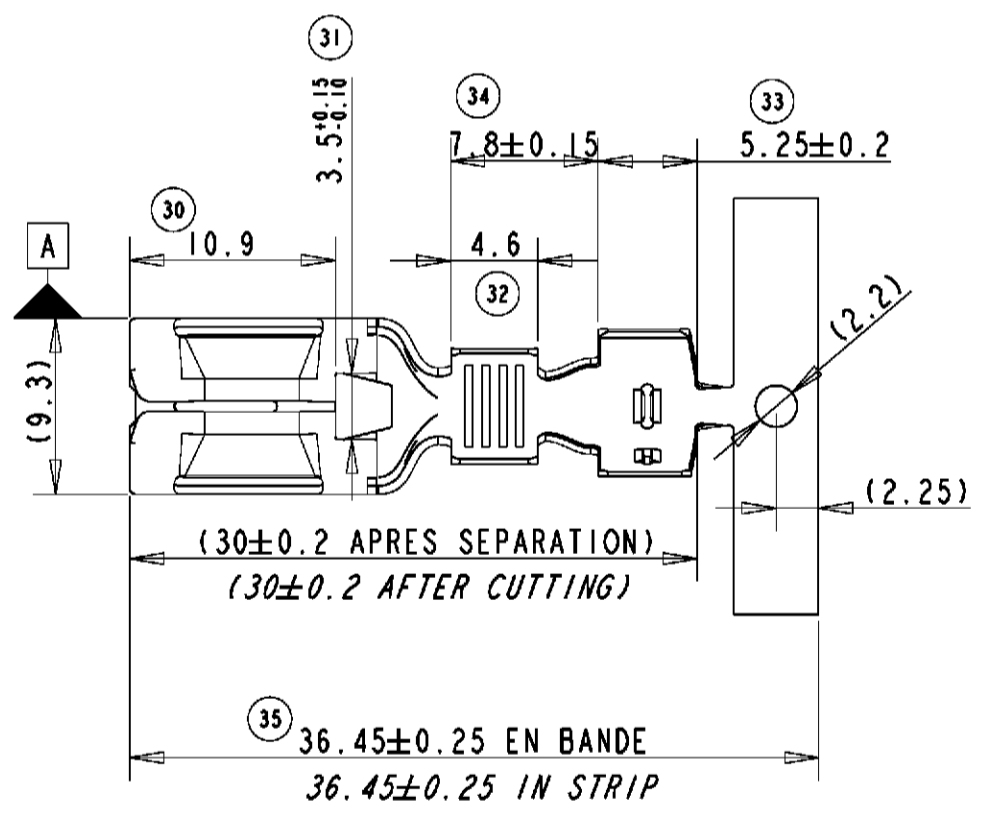
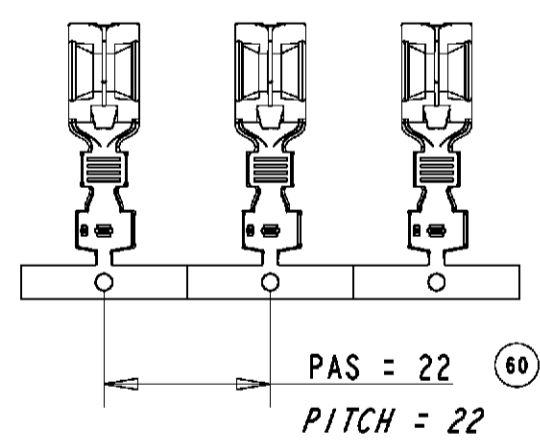
RELEASED FOR PUBLICATION  
 LIBRE A LA DIFFUSION  
 2011

LOC F  
 DIST 00

REVISIONS					
P	LTR	DESCRIPTION MODIFICATIONS	DATE	DWN DESS.	APVD APP.
A		FIRST ISSUE	13SEP2007	PFs	JDr
B		ADD NG9K SEALS, HEAD FORMS SET UP.	19SEP2008	PFs	JDr
C		SET UP DIM 31, 33, 34 AND 35.	17JUN2011	PFs	JDr



ECHELLE H1  
 SCALE H1



NOTA		NOTES	
1	(X) = POUR INFORMATION	1	(X) = FOR INFORMATION
2	CONDITIONNEMENT : VOIR SPECIFICATION 107-15602	2	PACKAGING : SEE SPECIFICATION 107-15602

REFERENCE TE PN	REFERENCE CLIENT CUSTOMER PN	Y : REPERE MATIERE MATERIAL REPERE	MATIERE MATERIAL	TRAITEMENT DE SURFACE HEAT TREATMENT
1544965-1		S	CuNiSi SELON SPECIFICATION: 100-1230 CuNiSi ACCORDING TO SPECIFICATION: 100-1230	PRE-ETAME SnAg DE 1 A 3µ SELON SPECIFICATION 112-73-2 PRE-TINNED SnAg FROM 1 TO 3µ ACCORDING SPECIFICATION 112-73-2
1544965-2		T		PRE-ARGENTE Ag DE 1 A 3µ SELON SPECIFICATIONS 212-7, 112-32 ET 118-91 PRE-SILVERED Ag FROM 1 TO 3µ ACCORDING SPECIFICATIONS 212-7, 112-32 AND 118-91

PRODUIT ASSOCIE / APPLIED PRODUCT			
DESIGNATION DES JOINTS SEALS DESCRIPTION	REFERENCE TE PN	REFERENCE CUSTOMER PN	COULEUR COLOR
JOINT UNIFILAIRE 3 A 6 MM2 SINGLE WIRE SEAL 3 TO 6 MM2	1544316-1		VERT / GREEN
SUPER JOINT UNIFILAIRE 3 A 6 MM2 SUPER SINGLE WIRE SEAL 3 TO 6 MM2	1544664-1		VERT / GREEN
JOINT UNIFILAIRE NG9K 2.5 A 5 MM2 NG9K SINGLE WIRE SEAL 2.5 TO 5 MM2	1544970-1		MARRON / BROWN
JOINT UNIFILAIRE NG9K 6 A 7 MM2 NG9K SINGLE WIRE SEAL 6 TO 7 MM2	1544970-2		BLEU / BLUE
INTERFACE MONTABILITE / INTERFACE CAVITY			
1544953			

THIS DRAWING IS A CONTROLLED DOCUMENT.  
 CE PLAN EST UN DOCUMENT CONTROLÉ PAR AJP INCORPORATED.  
 IL EST SUSCEPTIBLE D'ÊTRE MODIFIÉ. CONTACTER LE SERVICE  
 TECHNIQUE D'APP DE FRANCE POUR OBTENIR LA DERNIÈRE RÉVISION.

DIMENSIONS: mm

TOLERANCES UNLESS OTHERWISE SPECIFIED: (SAUF SI DE DÉCIMALES)  
 1. PLC/DEC: ±  
 2. PLC/DEC: ±0.1  
 3. PLC/DEC: ±  
 ANGLÉS FINISH FINITION ±2°

MATERIAL MATIERE SEE TABLE

DWN/DESSINE P. FLORES 13SEP07  
 CHK/VERIFIE F. SAPET 13SEP07  
 APVD/APPROUVE J. DAHER 13SEP07

PRODUCT SPEC SPEC. PRODUIT 108-15382  
 APPLICATION SPEC SPEC. APPLICATION 114-15106

WEIGHT MASSE APPROX. 0.0023kg  
 CUSTOMER DRAWING /PLAN CLIENT UNIFORMEMENT POUR REFERENCE

SCALE ECHELLE 5:2

SHEET FEUILLE 1 OF DE 1

REV C

STE TE Connectivity

8mm NGI+ FEMALE TERMINAL  
 WIRE SIZE 5-6 SQUARE MM

SIZE FORMAT A2  
 CAGE CODE 00779  
 DRAWING NO No PLAN C-1544965

# Mouser Electronics

Authorized Distributor

Click to View Pricing, Inventory, Delivery & Lifecycle Information:

[TE Connectivity:](#)

[1544965-1](#)