

THIS DRAWING IS UNPUBLISHED.

RELEASED FOR PUBLICATION

© COPYRIGHT BY TYCO ELECTRONICS CORPORATION. ALL RIGHTS RESERVED.

LOC

DIST

REVISIONS

変更

P

LTR

DESCRIPTION

DATE

DWN

APVD

F1

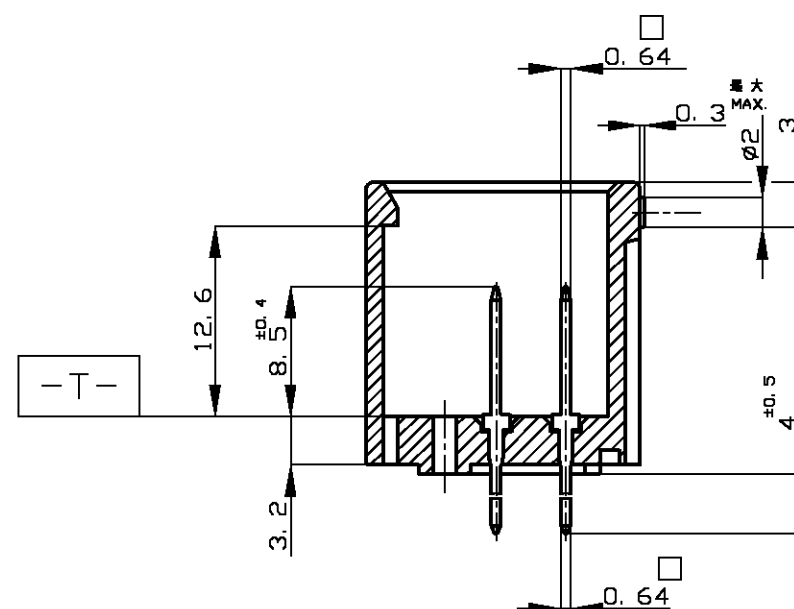
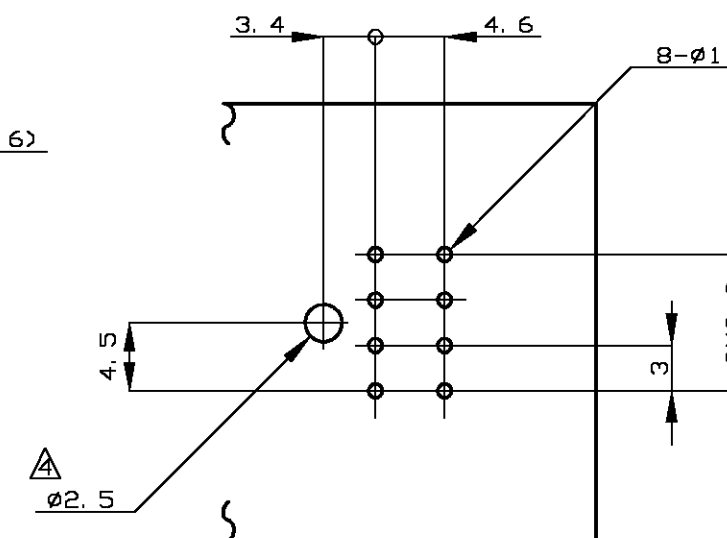
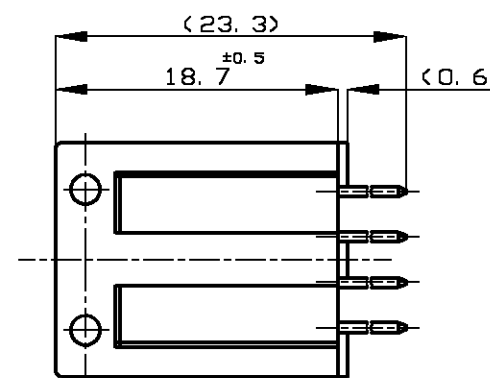
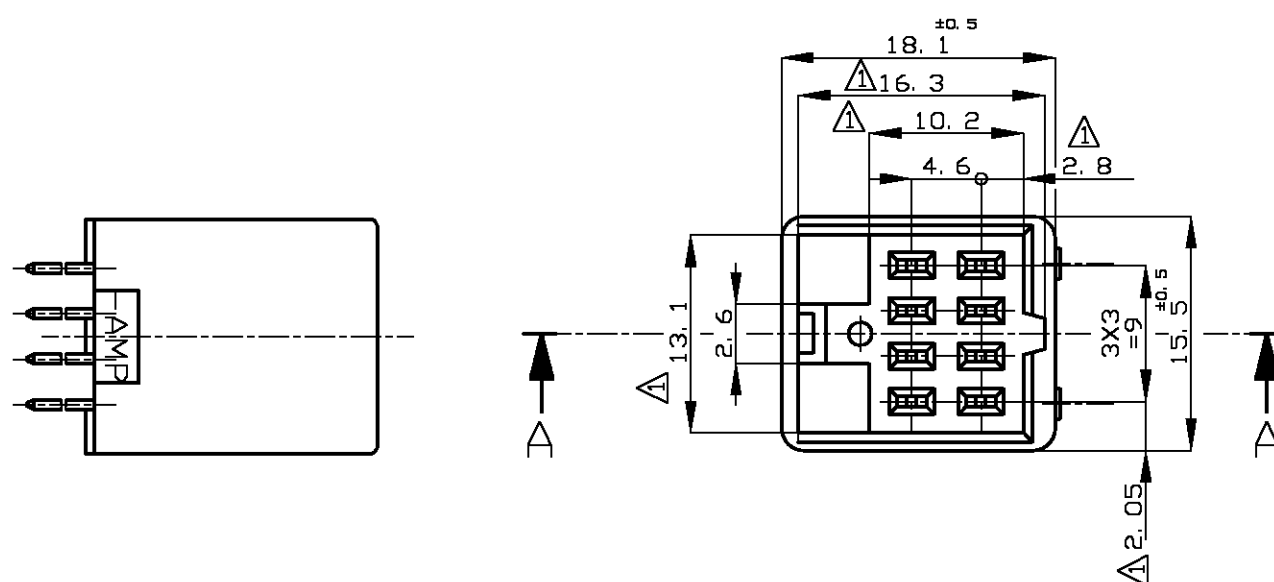
REVISED

ECR-06-003257

10FEB06

TS

KB

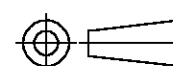
プリント基板取付穴寸法 公差±0.1
(MOUNTING DIMENSIONS FOR P.C.B. ; TOLERANCES ±0.1)

断面 A-A

- △ [-T-] 面より2mmの範囲で測定
 2. 適合する相手ハウジングは型番 172246, 172856
 3. 適用製品規格 NO. 108-5124
 △ 推奨取付ねじ ; JIS B1115, B1122 タッピンねじ
 なべ3種 呼び径2, 長さ5
 △ THESE DIMENSIONS TO BE MEASURED BETWEEN [-T-] AND 2.0
 2. MATALE PLUG HOUSING ; 17224-6, 172856
 3. PRODUCT SPECIFICATION ; 108-5124
 △ RECOMMENDED MOUNTING SCREW ; JIS B1115 OR B1122
 PAN HEAD TAPPING SCREW, CLASS 3, DIAMETER 2. LENGHT 5

		BLACK	3-172260-2
		BLACK	2-172260-2
SELECTIVE-TIN	PRE-TIN	BLACK	172260-2
SELECTIVE-TIN (MATTE)	SELECTIVE-TIN (BRIGHT)	BLACK	172260-1
SOLDERING SIDE 半田付け部	CONATCT SIDE 接触部側	COLOR 色	PART NUMBER 製品型番
CONTACT FINISH コンタクト仕上			

THIS DRAWING IS A CONTROLLED DOCUMENT.

DIMENSIONS:
単位: 概
mmTOLERANCES UNLESS
OTHERWISE SPECIFIED:
一般公差

0 PLC ±
 1 PLC ±
 2 PLC ±
 3 PLC ±
 4 PLC ±
 ANGLES ±

MATERIAL
材料
CONTACT ; COPPER ALLOY
HOUSING ; 66NYLON

FINISH
仕上

SEE TABLE

DWN T.SHINOHARA 10FEB06

CHK K.BETSUI 10FEB06

APVD K.BETSUI 10FEB06

PRODUCT SPEC
製品規格APPLICATION SPEC
取付適用規格

WEIGHT

CUSTOMER DRAWING

10FEB06

10FEB06

10FEB06

製品規格

取付適用規格

WEIGHT

CUSTOMER DRAWING

Tyco Electronics AMP K.K.
Kawasaki, JapanNAME
名称8POSITION VERTICAL TYPE CAP HOUSING ASSEMBLY
DUALLINE INTERLOCK CONNECTOR

SIZE

CAGE CODE

DRAWING NO

番号

RESTRICTED TO

A3 00779

C-172260

SCALE
尺度 2:1SHEET
1 OF 1REV
F1

Mouser Electronics

Authorized Distributor

Click to View Pricing, Inventory, Delivery & Lifecycle Information:

[TE Connectivity:](#)

[172260-1](#)