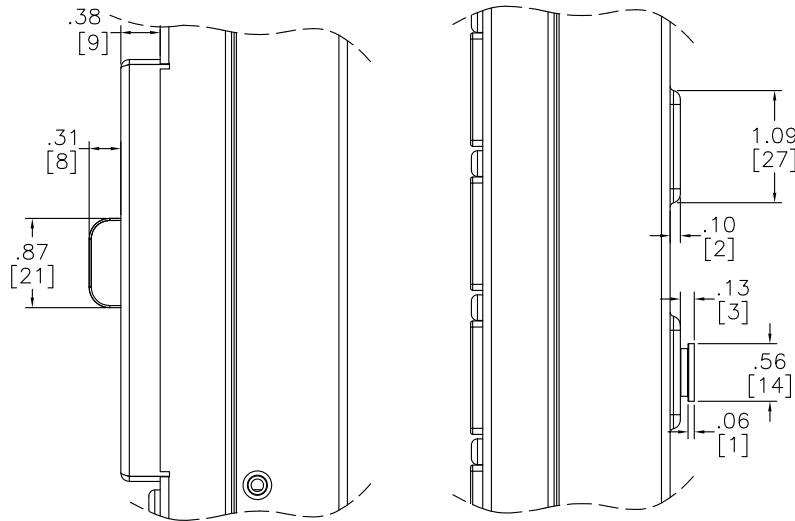
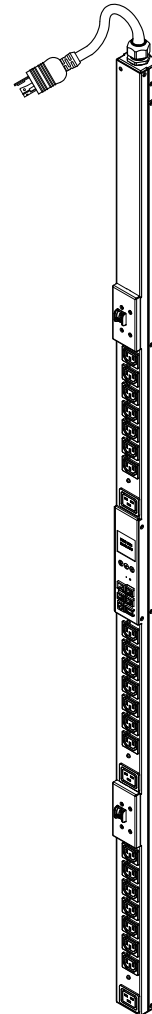


DETAIL-A
(NEMA L6-30P PLUG-ENLARGED)

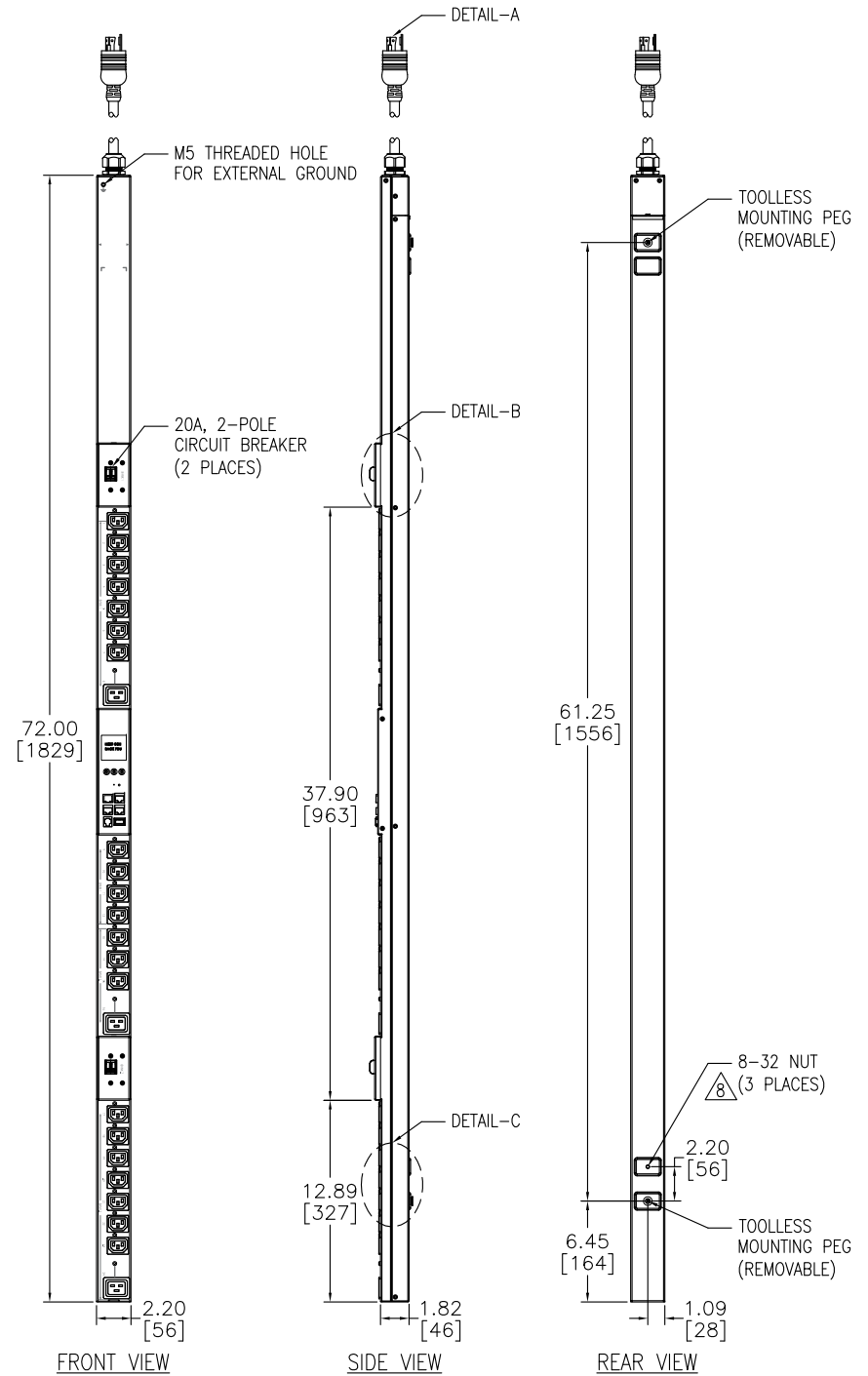


DETAIL-B

DETAIL-C



ISOMETRIC VIEW



FRONT VIEW

SIDE VIEW

REAR VIEW

NOTES:

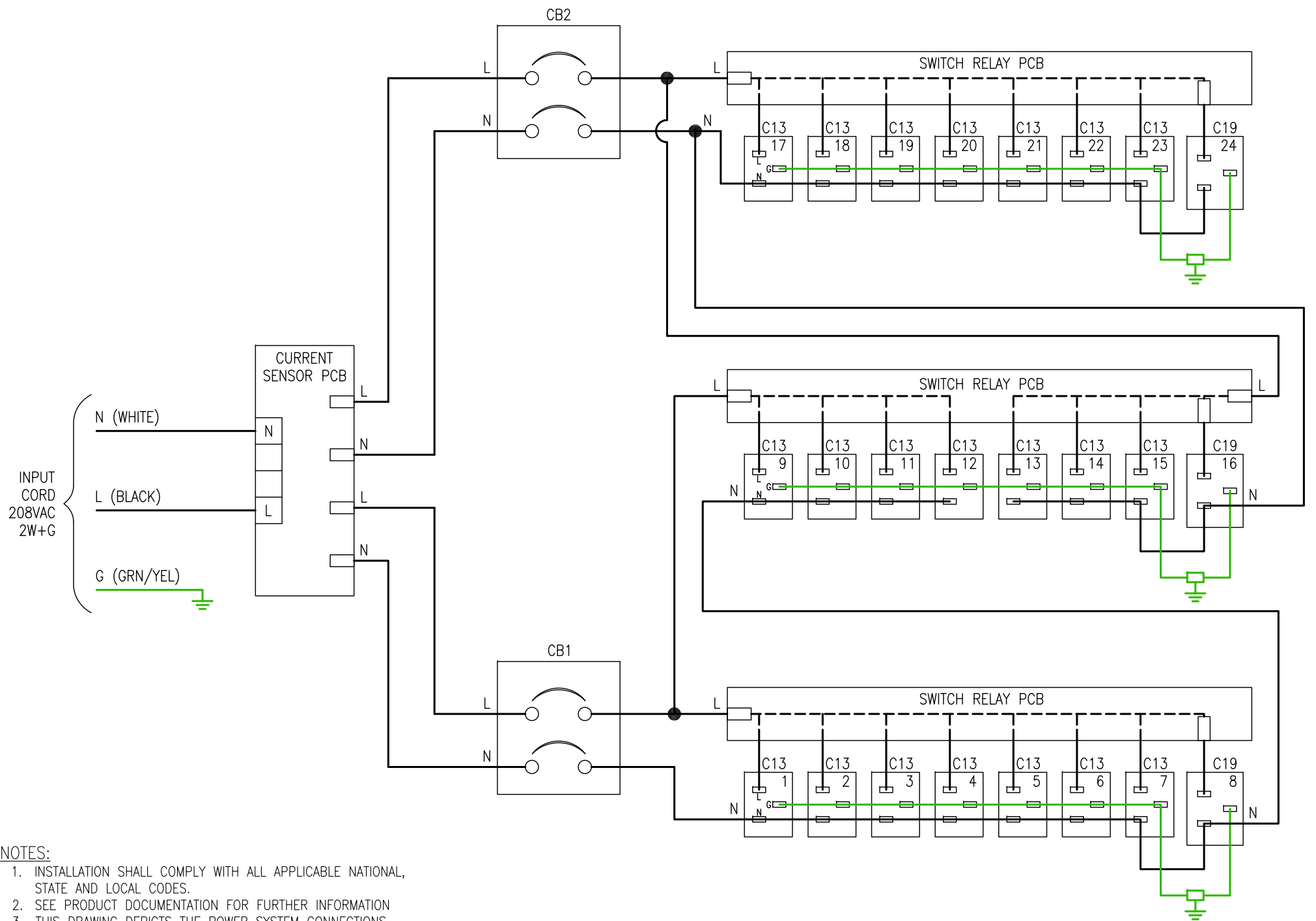
1. INSTALLATION SHALL COMPLY WITH ALL APPLICABLE NATIONAL, STATE AND LOCAL CODES.
 2. SEE PRODUCT DOCUMENTATION FOR FURTHER INFORMATION
 3. UNLESS OTHERWISE SPECIFIED, ALL DIMENSIONS ARE IN INCHES[MILLIMETERS].
 4. NET WEIGHT OF UNIT IS 16.80LBS [7.64kg].
 5. LENGTH OF THE CORD IS 120IN [3050MM].
 6. UNIVERSAL MOUNTING BRACKET IS AN ALTERNATIVE MOUNTING METHOD TO THE TOOLLESS MOUNT FOR 3RD PARTY ENCLOSURES. BRACKET IS PROVIDED WITH THE UNIT. DETAILED INSTALLATION INSTRUCTIONS CAN BE FOUND IN THE PROVIDED MANUAL.
 7. BRACKET KITS TO MOUNT TO SPECIFIC 3RD PARTY ENCLOSURES ARE AVAILABLE AS OPTIONS.
- △8. REFER TO WARNING LABEL ON REAR OF UNIT FOR SCREW MOUNTING.

THIS DRAWING AND SPECIFICATIONS HEREIN ARE THE PROPERTY OF SCHNEIDER ELECTRIC AND SHALL NOT BE COPIED, REPRODUCED OR USED IN WHOLE OR IN PART, AS THE BASIS FOR THE MANUFACTURE OR SALE OF ITEMS WITHOUT WRITTEN PERMISSION FROM SCHNEIDER ELECTRIC. THIS DRAWING IS BASED UPON LATEST AVAILABLE INFORMATION AND IS SUBJECT TO CHANGE WITHOUT NOTICE.

Schneider Electric

TITLE: RACK PDU 2G, SWITCHED
ZERO U, 30A, 200/208VAC
INPUT: NEMA L6-30P
OUTPUT: (21)IEC 320 C13; (3)IEC 320 C19
MAIN MECHANICAL
PROJECT: STD SUBMITTAL DRAWINGS SHEET 1 OF 2

DWG NO: AP8941		REV: 0
DRAWN BY: V BUSH	20-OCT-10	THIRD
ENGINEER: Y JIANG/T HORSTMANN	20-OCT-10	ANGLE
APPROVED BY: M LEPARD/B SHERIDAN	20-OCT-10	PROJ



NOTES:

1. INSTALLATION SHALL COMPLY WITH ALL APPLICABLE NATIONAL, STATE AND LOCAL CODES.
2. SEE PRODUCT DOCUMENTATION FOR FURTHER INFORMATION
3. THIS DRAWING DEPICTS THE POWER SYSTEM CONNECTIONS AND IS NOT REPRESENTATIVE OF THE PHYSICAL LAYOUT. PLEASE REFER TO MECHANICAL DRAWINGS FOR PHYSICAL LAYOUT.
4. OUTLETS 1-12 ARE CONNECTED TO CB1
OUTLETS 13-24 ARE CONNECTED TO CB2.

THIS DRAWING AND SPECIFICATIONS HEREIN ARE THE PROPERTY OF SCHNEIDER ELECTRIC AND SHALL NOT BE COPIED, REPRODUCED OR USED IN WHOLE OR IN PART, AS THE BASIS FOR THE MANUFACTURE OR SALE OF ITEMS WITHOUT WRITTEN PERMISSION FROM SCHNEIDER ELECTRIC. THIS DRAWING IS BASED UPON LATEST AVAILABLE INFORMATION AND IS SUBJECT TO CHANGE WITHOUT NOTICE.

Schneider Electric

TITLE: RACK PDU 2G, SWITCHED
ZERO U, 30A 200/208VAC
INPUT: NEMA L6-30P
OUTPUT: (21)IEC 320 C13, (3)IEC 320 C19
ELECTRICAL SCHEMATIC

PROJECT: STD SUBMITTAL DRAWINGS SHEET 2 OF 2

DWG NO: AP8941	REV. 0
DRAWN BY: V BUSH	20-OCT-10
ENGINEER: Y JIANG/T HORSTMANN	20-OCT-10
APPROVED BY: M LEAPARD/B SHERIDAN	20-OCT-10
PROJ ANGLE	N.A.

Mouser Electronics

Authorized Distributor

Click to View Pricing, Inventory, Delivery & Lifecycle Information:

[Schneider Electric:](#)

[AP8941](#)