THIS COPY IS PROVIDED ON A RESTRICTED BASIS AND IS NOT TO BE USED IN ANY WAY DETRIMENTAL TO THE INTERESTS OF PANDUIT CORP.

PANDUIT P/N	WEIGHT
HB0B1E1BN12H1	7 lb (3.2 kg)

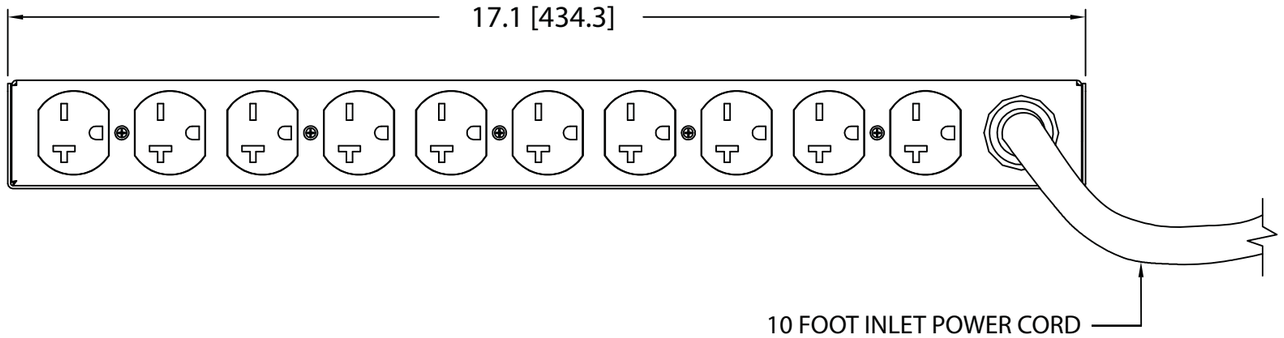

NOTES:

1. IDENTIFICATION: 1RU HORIZONTAL, (12) 6-20R
   208V / 20A / SINGLE-PHASE POU

PART NO.	COLOR
HB0B1E1BN12H1	BLACK

2. ACCESSORY COMPONENTS:
   (4) 10-32 x 1/2" MOUNTING SCREWS
   (4) 12-24 x 1/2" MOUNTING SCREWS
3. DIMENSIONS IN PARENTHESES ARE METRIC (mm).
4. UL® & c-UL® LISTED 60950 AND NOM COMPLIANT.
5. RoHS COMPLIANT.
6. VISIT OUR ON-LINE CATALOG AT WWW.PANDUIT.COM FOR A CURRENT LIST OF PRODUCTS APPLICABLE FOR USE WITH THIS PART.
7. MAXIMUM AVAILABLE INPUT POWER = 3.3 KW
8. INSTALLATION SHALL COMPLY WITH ALL APPLICABLE NATIONAL, STATE, AND LOCAL CODES.

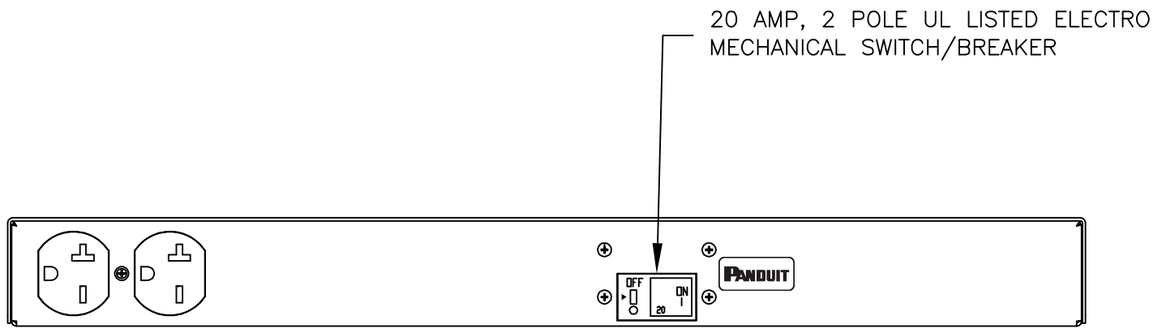

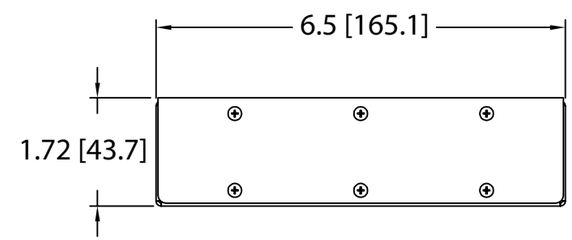

PLUG
20 AMP, 250V
STRAIGHT BLADE
NEMA 6-20P

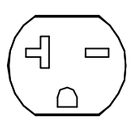

TWELVE (12)
RECEPTACLES
20 AMP, 125V
STRAIGHT BLADE
NEMA 6-20R

REV	DATE	BY	CHK	DESCRIPTION	ECN - R	CUST	SUP	OTH
02A	7-14-14	MRWA	KRKE	D. REMOVED POWER ON LED	09V098BW			
01A	10-2-12	PIP	MRWA	A. UPDATED NOTE #4 & 7. B. ADDED NOTE #8.	09V098BW			
00A	2-24-11	MAV	KRKE	RELEASED TO PRODUCTION	09V098BW			

MODEL FILENAME: 09V098BW/02.PRT

CAD FILENAME/LAYERS: 09V098BW_DC/02A.PRT

PANDUIT CORP TINLEY PARK, ILLINOIS

1RU HORIZONTAL, (12) 6-20R
POWER OUTLET UNIT
CUSTOMER DRAWING

UNLESS OTHERWISE SPECIFIED, DIMENSIONAL TOLERANCES ARE:

INCHES		[METRIC - MILLIMETER]		ANGLE
X.X	+/- 0.03	X.	+/- 0.8	+/- 1°
X.XX	+/- 0.015	X.X	+/- 0.4	
X.XXX	+/- 0.005	X.XX	+/- 0.13	

UNLESS OTHERWISE SPECIFIED, ALL DIMENSIONS ARE GIVEN IN INCHES, THIRD ANGLE PROJECTION

DRAWN BY: MAV
DATE: 2-24-11
CHK'D: KRKE
MAT'L:
SCALE: NONE
DRAWING NO.: 09V098BW
DWG SIZE: B

Mouser Electronics

Authorized Distributor

Click to View Pricing, Inventory, Delivery & Lifecycle Information:

Panduit:
HB0B1E1BN12H1