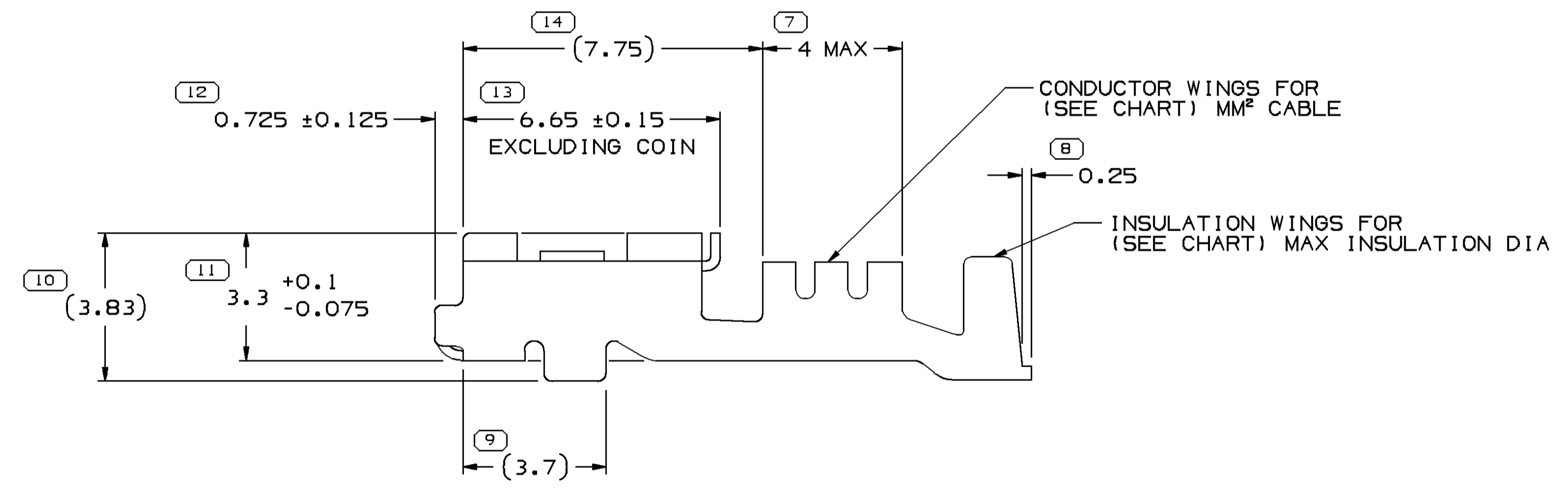
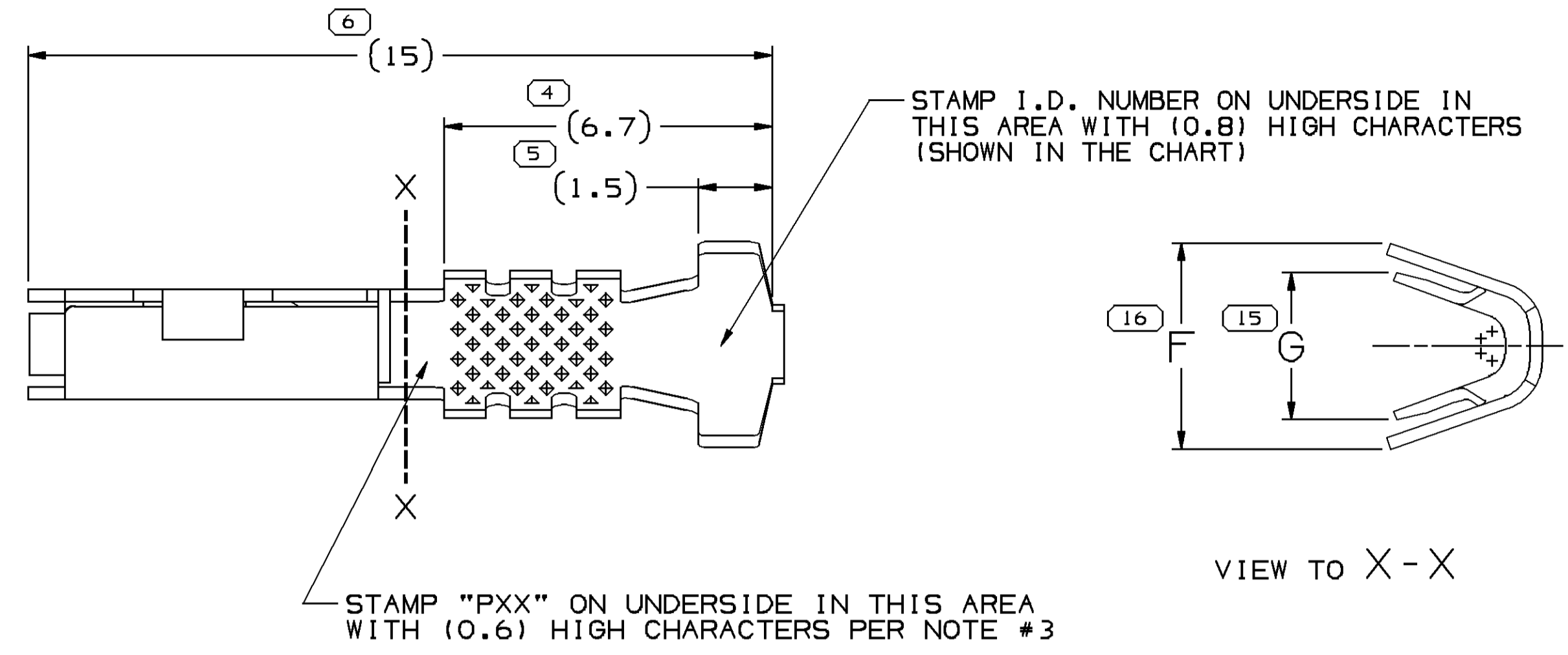
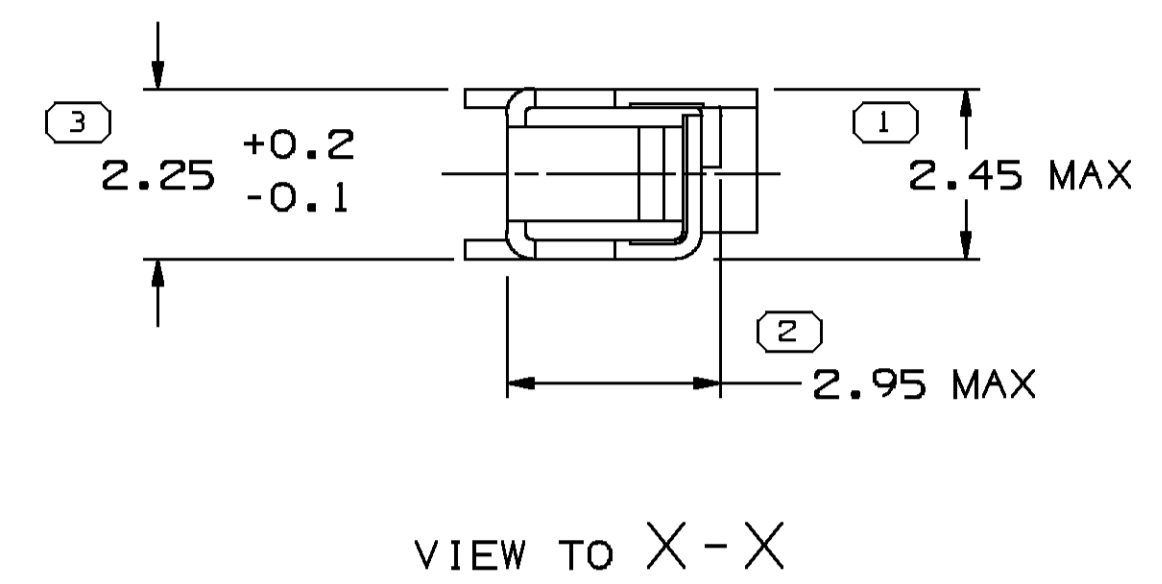


SYMBOL DEFINITION		MISSING SYMBOLS	
A DIMENSION WITHOUT AN INSPECTION REPORT SYMBOL () DOES NOT REQUIRE INSPECTION. IT MAY BE CONTROLLED ON THE INDIVIDUAL COMPONENT DRAWING.	TOTAL NO OF INSPECTIONS REQUIRED	NO MISSING SYMBOL NUMBER	16
	LAST NO. USED		16

DWG STATUS				ZONE	REVISION HISTORY	AUTH	DR	APVD1	APVD2
DATE	STG	REV	N/P						
15AU01	R	06	-	-	ALL PARTS - REVISED MAT'L SIZE AND MAT'L SPEC	211578	ESF	EAR	GMC
18SE03	R	07	-	-	12129484 - UPDATED PDM ATTRIBUTES 12129373 - UPDATED PDM ATTRIBUTES	245985	ADK	BB	TM
17FE04	R	08	-	-	ALL PARTS - T.O.D. UPDATED	250621	JS	JS	B6
15OC04	R	09	-	-	ALL PARTS - ADDED TERMINAL ID NOTE AND REMOVED PXX FROM GRAPHICS	260003	CTR	JAA	MKM
24MR05	R	10	-	-	13525297 - RELEASED	266174	DAD	DAD	AGL
15SE05	R	11	-	-	UPDATED PDM ATTRIBUTES	272396	JTZ	FKV	BGG
27SE05	R	12	-	-	15317769, 12129484 & 12129373 - ADDED EXCLUDING COIN TO DIM 13	269136	RTV	JMV	MKM
19MR09	R	13	-	-	ALL PARTS - UPDATED MAT'L CALLOUT	407590	LOB	GLG	GEM
28SE10	R	14	-	-	ALL PARTS - UPDATED MAT'L CALLOUT	412067	ACR	JAA	GEM
27NO10	R	15	-	-	13525297 - UPDATED PDM ATTRIBUTES	412696	AJP	JAA	GEM



- NOTES
- UNLESS OTHERWISE SPECIFIED AND/OR INDICATED:
DIMENSIONS ARE TO FACE OF VIEW SHOWN AND AUTOMATICALLY ROUNDED BY COMPUTER FOR INSPECTION (SEE MATH MODEL FOR PRECISE DIMENSIONS). FOR ALL OTHER DIMENSIONS NOT SHOWN BUT REQUIRED FOR TOOL BUILD, SEE MATH MODEL FOR PRECISE TOOL PATH DATA.
 - RECOMMENDED MATING BLADE- WIDTH 1.52±0.12, THICKNESS 0.825±0.035, LENGTH 7±0.1
 - "PXX" INDICATES "P" PLUS LAST TWO DIGITS OF MAKE DIE SERIES NUMBER (P01, P02, P03, ETC).

PART NO	REV	STATUS	MAT'L SIZE	PART NO	REV	N/P	STATUS	MAT'L SPEC	SIZE (MM ²)	I.D.	DIA.	TYPE	F	G±0.2
-	-	-	0.254 X 29	13525297	01	AC	-	COPPER ALLOY WITH GOLD, NICKEL AND MATTE TIN ELECTROPLATING	0.5-0.35	21	2.2-1.3	101	3.5±0.3	2.1
-	-	-	0.254 X 29	15317769	04	AD	-	COPPER ALLOY WITH MATTE TIN ELECTROPLATING	0.5-0.35	21	1.3-1.1	101	2.25	2.1
-	-	-	0.254 X 29	12129484	05	AD	-	COPPER ALLOY WITH MATTE TIN ELECTROPLATING	1-0.8	17	2.4-2.03	101	4.2±0.2	3
-	-	-	0.254 X 29	12129373	05	AD	-	COPPER ALLOY WITH MATTE TIN ELECTROPLATING	0.5-0.35	21	2.2-1.3	101	3.5±0.3	2.1
UNPLATED									PLATED					

(16) PROCESS SENSITIVE DIMENSION	
DIMENSIONS ENCLOSED IN () INDICATE REFERENCE DIMENSIONS AND NO TOLERANCE LIMITS ARE ESTABLISHED	
DIMENSIONAL RANGE (MM)	CHART D
FROM 0	> 12
TO 12	> 12
TOLERANCE UNLESS OTHERWISE SPECIFIED	
±0.1	±0.2
ANGULAR TOLERANCE ±2°	

DWG TYPE		PART DRAWING	
STYLE			
VOLUME (C/P)		DISTR CODE	
		D	
UNLESS OTHERWISE SPECIFIED			
THIS DOCUMENT IS IN ACCORDANCE WITH ASME Y14.5M-1994 AS MODIFIED BY THE GM GLOBAL DIMENSIONING AND TOLERANCING ADDENDUM-2001. SEPARATE PATTERNS OF FEATURES MAY BE GAGED SEPARATELY REGARDLESS OF DATUM REFERENCES.			
ALL DIMENSIONS ARE IN MILLIMETERS			
REFERENCE			
THIRD ANGLE PROJECTION		DO NOT SCALE	
USE MATH DATA		NX	

DELPHI
DELPHI PACKARD ELECTRICAL/ELECTRONIC ARCHITECTURE
WARREN, OH

DR	DATE
APVD1 RUBEN ORTIZ	23NO96
APVD2 ENRIQUE SAEZ	25NO96
APVD3 B. GROUBERT	17FE04
APVD4	
APVD5	

SUBSTANCES OF CONCERN AND RECYCLED CONTENT PER DELPHI 10949001

MATERIAL SEE CHART

DRAWING NAME
TAXI TERM F/M/P 150

DRAWING NUMBER
12129483

SIZE	SCALE	FRAME NO	SHEET NO	STG	REV	N/P
A1	10:1	1 OF 1	1 OF 1	R	15	-

Mouser Electronics

Authorized Distributor

Click to View Pricing, Inventory, Delivery & Lifecycle Information:

[Aptiv:](#)

[12129373-L](#) [12129484-L](#)