




(2.54 mm) .100"

TSM-116-02-S-DV-LC



TSM-121-01-T-SV



SMT .025" SQ POST HEADER

Board Mates:

SSW, SSQ, SSM, BSW, ESW,
ESQ, BCS, SLW, CES, HLE

Cable Mates:

IDSS, IDSD

SPECIFICATIONS

For complete specifications
and recommended PCB layouts
see www.samtec.com?TSM

Insulator Material:

Black Liquid Crystal Polymer

Terminal Material:

Phosphor Bronze

Plating:

Au or Sn over

50 μ" (1.27 μm) Ni

Operating Temp Range:

-55 °C to +105 °C with Tin;

-55 °C to +125 °C with Gold

Voltage Rating:

475 VAC -SV/-DV mated with

BCS or SSM

RoHS Compliant: Yes

MATES	CURRENT RATING (PER PIN)
TSM/SSW	4.7 A
TSM/SSM	5.4 A
TSM/HLE	4.1 A
2 PINS POWERED	

PROCESSING

Lead-Free Solderable: Yes

-DH/-SH Lead Coplanarity:

(0.15 mm) .006" max (02-36)*

-DV/-SV Lead Coplanarity:

(0.10 mm) .004" max (02-05)

(0.13 mm) .005" max (06-10)*

(0.15 mm) .006" max (11-36)*

*(.004" stencil solution

may be available; contact

IPG@samtec.com)

RECOGNITIONS

For complete scope
of recognitions see
www.samtec.com/quality

FILE NO. E111594

ALSO AVAILABLE (MOQ Required)

- Edge Mount and Locking Clips for -SV
- Solder Locks for -DH and Shrouds for -DV
- Other platings

Note:

Some lengths, styles and
options are non-standard,
non-returnable.

TSM

1

NO. PINS
PER ROW

LEAD STYLE

PLATING
OPTIONROW
OPTION

APPLICATIONS



02 thru 36

HIGH-SPEED CHANNEL PERFORMANCE

Rating based on Samtec reference
channel. For full SI performance data
visit Samtec.com or contact
SI@samtec.com8
Gbps

-01

= .230" (5.84 mm) Post Height
(Mates with SSW, BCS, SSM, IDSS, IDSD)

-02

= .320" (8.13 mm) Post Height
(Mates with SSM -DH)

-03

= .420" (10.67 mm) Post Height
(For Bottom Mount & Pass Through)

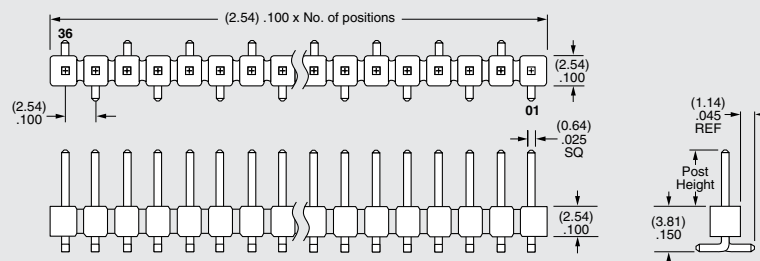
-04

= .120" (3.05 mm) Post Height
(Mates with SLW, CES, HLE)-F = Gold flash on post,
Matte Tin on tail-L = 10 μ" (0.25 μm)
Gold on post,
Matte Tin on tail-S = 30 μ" (0.76 μm)
Gold on post,
Matte Tin on tail

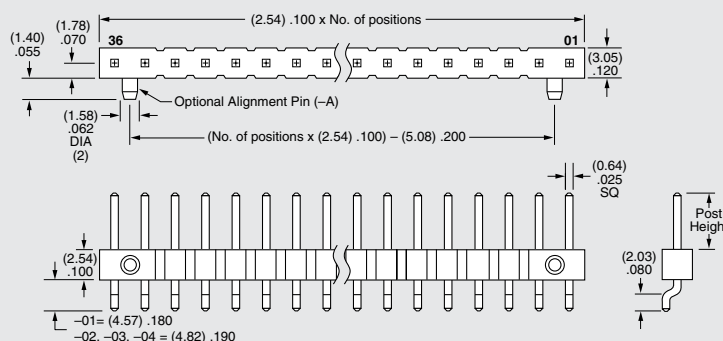
-T = Matte Tin

-SV

= Single Row Vertical Pin



-SH


= Single Row
Horizontal Pin

Due to technical progress, all designs, specifications and components are subject to change without notice.

WWW.SAMTEC.COM


All parts within this catalog are built to Samtec's specifications.

Customer specific requirements must be approved by Samtec and identified in a Samtec customer-specific drawing to apply.



TSM-126-02-L-DH-K

TSM-115-01-T-SH-A



TSM-110-01-T-DV

TSM SERIES

OTHER OPTIONS

-A

= Alignment Pin
metal or plastic
at Samtec discretion
(Not available
with -TM or -MT)
(02 positions min.)
(Not available with -LC)

-LC

= Locking Clip
(Not available with -TM)
(3 positions min.)
(Not available with -A)
(Manual placement
required)

-K

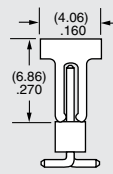
= (6.50 mm) .256" DIA
Polyimide Film
Pick & Place Pad
(-SH: 4 positions
minimum without -TR;
2 & 3 positions
available with -TR)
(-DH: 4 positions
minimum
without -TR)

-“XXX”

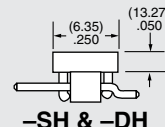
= Polarized
Position

-P

= Plastic Pick & Place Pad
(-DV: 4 positions minimum
without -TR; 2 & 3 positions
available with -TR)
(-SH: 4 positions
minimum without -TR;
2 & 3 positions
available with -TR)
(-DH: 5 positions
minimum without -TR)
(-SV: 4 positions
minimum without -TR;
2 & 3 positions
available with -TR)



-SV



-SH & -DH

-TR

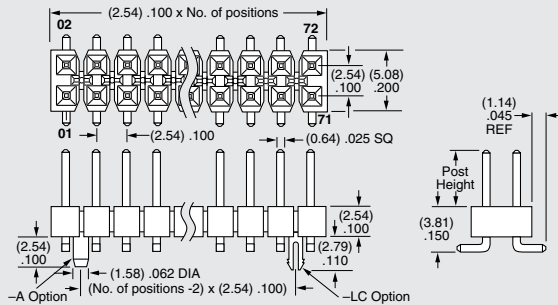
= Tape & Reel Packaging
-SV: 02-22 positions, -DV: 02-28 positions,
-SH: 02-30 positions, -DH: 02-29 positions
(Not available with -MT or -TM)

-FR

= Full Reel Tape & Reel
(must order maximum quantity per reel;
contact Samtec for quantity breaks)
-SV: 02-22 positions, -DV: 02-28 positions,
-SH: 02-30 positions, -DH: 02-29 positions
(Not available with -MT or -TM)

-DV

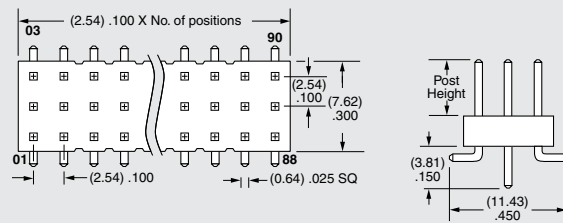
= Double Row Vertical Pin



-TM

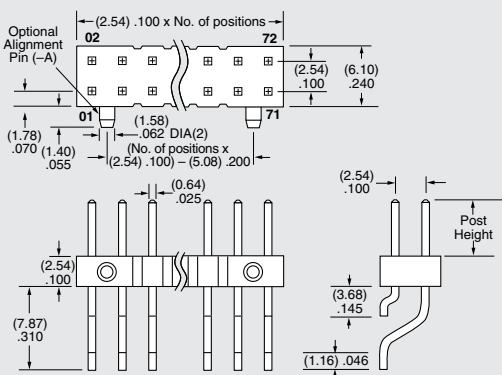
= Triple Row Vertical Mixed Technology (Style -01 only)

02 thru 30 positions only



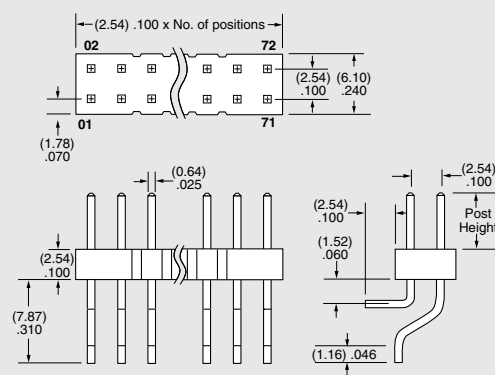
-DH

= Double Row Horizontal Pin
(Style -01, -02 or -03 only)



-MT

= Mixed Technology Pin
(Style -01, -02 or -03 only)



Due to technical progress, all designs, specifications and components are subject to change without notice.

WWW.SAMTEC.COM

All parts within this catalog are built to Samtec's specifications.
Customer specific requirements must be approved by Samtec and identified in a Samtec customer-specific drawing to apply.

Mouser Electronics

Authorized Distributor

Click to View Pricing, Inventory, Delivery & Lifecycle Information:

Samtec:

[TSM-102-01-S-SH-K-TR](#)