

SINGLE-ENDED OUTPUT SILICON OSCILLATOR

Features

- Quartz-free, MEMS-free, and PLL-free all-silicon oscillator
- Any output frequencies from 0.9 to 200 MHz
- Short lead times
- Excellent temperature stability (± 20 ppm)
- Highly reliable startup and operation
- High immunity to shock and vibration
- Low jitter: < 1.5 ps rms
- 0 to 85 °C operation includes 10-year aging in hot environments
- Footprint compatible with industry-standard 3.2 x 5.0 mm XOs
- CMOS and SSTL versions available
- Driver stopped, tri-state, or powerdown operation
- RoHS compliant
- 1.8, 2.5, or 3.3 V options
- Low power
- More than 10x better fit rate than competing crystal solutions



Specifications

Parameters	Condition	Min	Typ	Max	Units
Frequency Range		0.9	—	200	MHz
Frequency Stability	Temperature stability, 0 to +70 °C	—	± 10	—	ppm
	Temperature stability, 0 to +85 °C	—	± 20	—	ppm
	Total stability, 0 to +70 °C operation ¹	—	—	± 150	ppm
	Total stability, 0 to +85 °C operation ²	—	—	± 250	ppm
Operating Temperature	Commercial	0	—	70	°C
	Extended commercial	0	—	85	°C
Storage Temperature		-55	—	+125	°C
Supply Voltage	1.8 V option	1.71	—	1.98	V
	2.5 V option	2.25	—	2.75	V
	3.3 V option	2.97	—	3.63	V

Notes:

1. Inclusive of 25 °C initial frequency accuracy, operating temperature range, supply voltage change, output load change, first-year aging at 25 °C, shock, vibration, and one solder reflow.
2. Inclusive of 25 °C initial frequency accuracy, operating temperature range, supply voltage change, output load change, ten-year aging at 85 °C, shock, vibration, and one solder reflow.
3. See “AN409: Output Termination Options for the Si500S and Si500D Silicon Oscillators” for further details regarding output clock termination recommendations.
4. $V_{TT} = .5 \times V_{DD}$.
5. $V_{TT} = .45 \times V_{DD}$.

Parameters	Condition	Min	Typ	Max	Units
Supply Current	1.8 V option, 40 pF, 40 MHz, CMOS	—	13.9	16	mA
	1.8 V option, 10 pF, 200 MHz, CMOS	—	16.7	19	mA
	2.5 V option, 40 pF, 40 MHz, CMOS	—	15.8	18	mA
	2.5 V option, 10 pF, 200 MHz, CMOS	—	19.3	22	mA
	3.3 V option, 40 pF, 40 MHz, CMOS	—	17.7	20	mA
	3.3 V option, 10 pF, 200 MHz, CMOS	—	21.5	24	mA
	SSTL-3.3, 200 MHz	—	18.1	20.2	mA
	SSTL-2.5, 200 MHz	—	18.0	19.7	mA
	SSTL-1.8, 200 MHz	—	16.8	18.7	mA
	Output Stopped, CMOS	—	11.8	13.1	mA
	Tri-State	—	9.7	10.7	mA
	Powerdown	—	1.0	1.9	mA
Output Symmetry	$0.5 \times V_{DD}$	$46 - 13 \text{ ns}/T_{CLK}$	—	$54 + 13 \text{ ns}/T_{CLK}$	%
Rise and Fall Times ³	CMOS, $C_L = 15 \text{ pF}$ measured from 20 to 80% of V_{DD}	—	1.4	2.0	ns
	SSTL	—	—	0.6	ns
CMOS Output Voltage	V_{OH} , sourcing 9 mA	$V_{DD} - 0.5$	—	—	V
	V_{OL} , sinking 9 mA	—	—	0.5	V
SSTL-1.8 Output Voltage ⁴	V_{OH}	$V_{TT} + 0.375$	—	—	V
	V_{OL}	—	—	$V_{TT} - 0.375$	
SSTL-2.5 Output Voltage ⁴	V_{OH}	$V_{TT} + 0.48$	—	—	V
	V_{OL}	—	—	$V_{TT} - 0.48$	
SSTL-3.3 Output Voltage ⁵	V_{OH}	$V_{TT} + 0.48$	—	—	V
	V_{OL}	—	—	$V_{TT} - 0.48$	
Powerup Time	From time V_{DD} crosses min spec supply	—	—	2	ms
OE Deassertion to Clk Stop		—	—	$250 + 3 \times T_{CLK}$	ns
Return from Output Driver Stopped Mode		—	—	$250 + 3 \times T_{CLK}$	ns
Return from Tri-State Time		—	—	$12 + 3 \times T_{CLK}$	μs
Return from Powerdown Time		—	—	2	ms
Period Jitter (1-sigma)	SSTL ³	—	1	2	ps RMS
Integrated Phase Jitter	1 MHz – $0.4 \times F_{OUT}$, SSTL or CMOS and $C_L \leq 7 \text{ pF}$, $F_{OUT} > 2.5 \text{ MHz}$	—	0.7	1.5	ps RMS

Notes:

1. Inclusive of 25 °C initial frequency accuracy, operating temperature range, supply voltage change, output load change, first-year aging at 25 °C, shock, vibration, and one solder reflow.
2. Inclusive of 25 °C initial frequency accuracy, operating temperature range, supply voltage change, output load change, ten-year aging at 85 °C, shock, vibration, and one solder reflow.
3. See “AN409: Output Termination Options for the Si500S and Si500D Silicon Oscillators” for further details regarding output clock termination recommendations.
4. $V_{TT} = .5 \times V_{DD}$.
5. $V_{TT} = .45 \times V_{DD}$.

Package Specifications

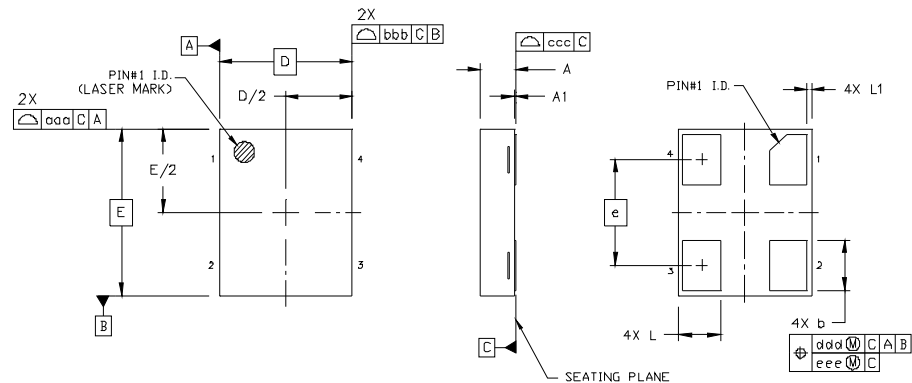


Table 1. Package Diagram Dimensions (mm)

Dimension	Min	Nom	Max
A	0.80	0.85	0.90
A1	0.00	0.03	0.05
b	1.15	1.20	1.25
D	3.20 BSC		
e	2.54 BSC		
E	4.00 BSC		
L	0.95	1.00	1.05

Dimension	Min	Nom	Max
L1	0.00	0.05	0.10
aaa			0.10
bbb			0.10
ccc			0.08
ddd			0.10
eee			0.05

Table 2. Pad Connections

1	OE
2	GND
3	Output
4	VDD

Table 3. Tri-State/Powerdown/Driver Stopped Function on OE (3rd Option Code)

	A	B	C	D	E	F
Open	Active	Active	Active	Active	Active	Active
1 Level	Active	Tri-State	Active	Power-down	Active	Driver Stopped
0 Level	Tri-State	Active	Power-down	Active	Driver Stopped	Active

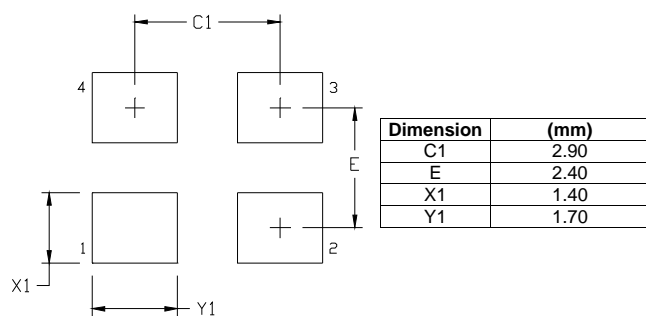
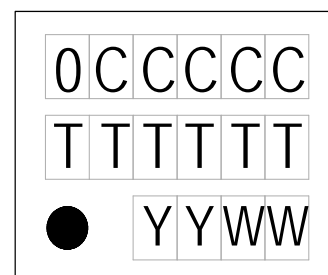


Figure 1. Recommended Land Pattern



0 = Si500
 CCCCC = mark code
 TTTTTT = assembly manufacturing code
 YY = year
 WW = work week

Figure 2. Top Mark

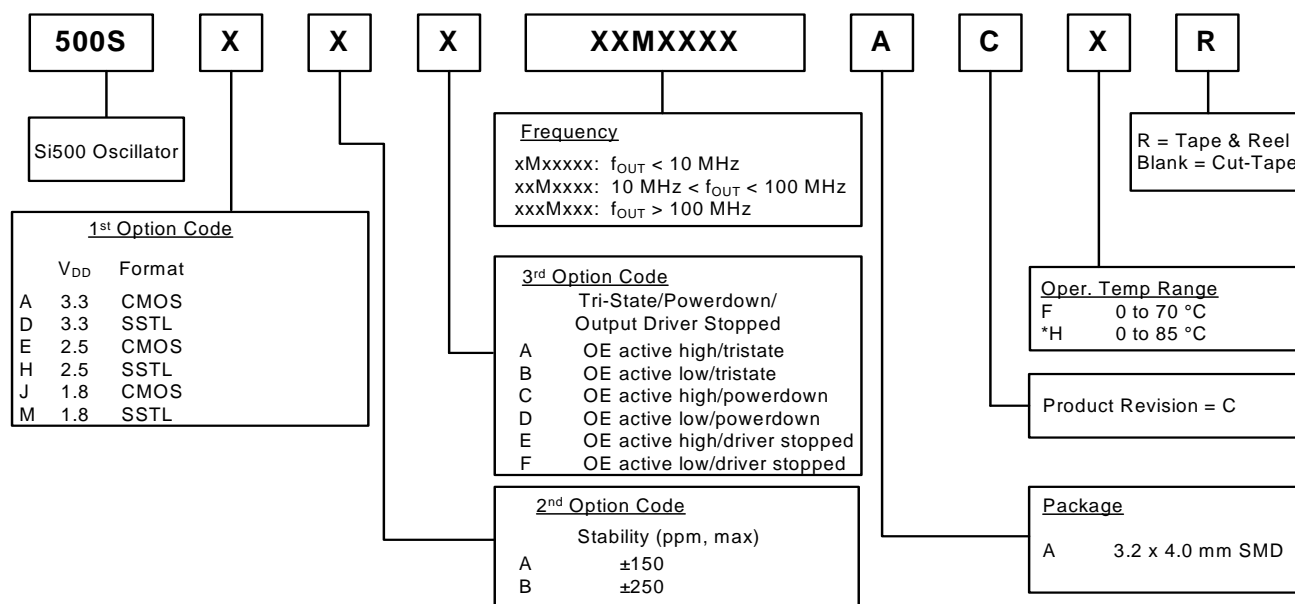
Si500S

Environmental Compliance

Parameter	Conditions/Test Method
Mechanical Shock	MIL-STD-883, Method 2002.4
Mechanical Vibration	MIL-STD-883, Method 2007.3 A
Resistance to Soldering Heat	MIL-STD-202, 260 C° for 8 seconds
Solderability	MIL-STD-883, Method 2003.8
Damp Heat	IEC 68-2-3
Moisture Sensitivity Level	J-STD-020, MSL 3

Ordering Information

The Si500S supports a variety of options including frequency, output format, supply voltage, and tri-state/powerdown/output driver stopped mode. Specific device configurations are programmed into the Si500S at time of shipment. Configurations are specified using the figure below. Silicon Labs provides a web-based part number utility that can be used to simplify part number configuration. Refer to www.silabs.com/SiliconXOPartnumber to access this tool. The Si500S silicon oscillator is supplied in a ROHS-compliant, 4-pad, 3.2 x 4.0 mm package. Tape and reel packaging is available as an ordering option.



*Note: Only ±250 ppm is supported.

DOCUMENT CHANGE LIST

Revision 0.3 to Revision 0.4

- Revision B to Revision C updated in Ordering Information
- 0 to 85 °C Operating Temperature Range option added
- Multiple CMOS output format codes removed

Revision 0.4 to Revision 1.0

- Clarified SSTL specifications.
- Revised CMOS supply current max values .

Revision 1.0 to Revision 1.1

- Updated Ordering information for ± 250 ppm from 0 to +85 °C.
- Updated jitter from 1.5 ps to 1.5 ps rms.
- Updated operating temperature to include extended commercial at 0 to +85 °C.

ClockBuilder Pro

One-click access to Timing tools, documentation, software, source code libraries & more. Available for Windows and iOS (CBGo only).

www.silabs.com/CBPro



Timing Portfolio
www.silabs.com/timing



SW/HW
www.silabs.com/CBPro



Quality
www.silabs.com/quality



Support and Community
community.silabs.com

Disclaimer

Silicon Labs intends to provide customers with the latest, accurate, and in-depth documentation of all peripherals and modules available for system and software implementers using or intending to use the Silicon Labs products. Characterization data, available modules and peripherals, memory sizes and memory addresses refer to each specific device, and "Typical" parameters provided can and do vary in different applications. Application examples described herein are for illustrative purposes only. Silicon Labs reserves the right to make changes without further notice to the product information, specifications, and descriptions herein, and does not give warranties as to the accuracy or completeness of the included information. Without prior notification, Silicon Labs may update product firmware during the manufacturing process for security or reliability reasons. Such changes will not alter the specifications or the performance of the product. Silicon Labs shall have no liability for the consequences of use of the information supplied in this document. This document does not imply or expressly grant any license to design or fabricate any integrated circuits. The products are not designed or authorized to be used within any FDA Class III devices, applications for which FDA premarket approval is required or Life Support Systems without the specific written consent of Silicon Labs. A "Life Support System" is any product or system intended to support or sustain life and/or health, which, if it fails, can be reasonably expected to result in significant personal injury or death. Silicon Labs products are not designed or authorized for military applications. Silicon Labs products shall under no circumstances be used in weapons of mass destruction including (but not limited to) nuclear, biological or chemical weapons, or missiles capable of delivering such weapons. Silicon Labs disclaims all express and implied warranties and shall not be responsible or liable for any injuries or damages related to use of a Silicon Labs product in such unauthorized applications.

Trademark Information

Silicon Laboratories Inc.®, Silicon Laboratories®, Silicon Labs®, SiLabs® and the Silicon Labs logo®, Bluegiga®, Bluegiga Logo®, ClockBuilder®, CMEMS®, DSPLL®, EFM®, EFM32®, EFR®, Ember®, Energy Micro, Energy Micro logo and combinations thereof, "the world's most energy friendly microcontrollers", Ember®, EZLink®, EZRadio®, EZRadioPRO®, Gecko®, Gecko OS, Gecko OS Studio, ISOModem®, Precision32®, ProSLIC®, Simplicity Studio®, SiPHY®, Telegesis, the Telegesis Logo®, USBXpress®, Zentri, the Zentri logo and Zentri DMS, Z-Wave®, and others are trademarks or registered trademarks of Silicon Labs. ARM, CORTEX, Cortex-M3 and THUMB are trademarks or registered trademarks of ARM Holdings. Keil is a registered trademark of ARM Limited. Wi-Fi is a registered trademark of the Wi-Fi Alliance. All other products or brand names mentioned herein are trademarks of their respective holders.



Silicon Laboratories Inc.
400 West Cesar Chavez
Austin, TX 78701
USA

<http://www.silabs.com>

Mouser Electronics

Authorized Distributor

Click to View Pricing, Inventory, Delivery & Lifecycle Information:

Silicon Laboratories:

[500SABA70M3125ACH](#) [500SAAA25M0000ACF](#) [500SABA11M2896ACF](#) [500SABA11M2896ACFR](#)
[500SAAC1M84320ACFR](#) [500SABA74M2500ACHR](#) [500SJBB160M000ACHR](#) [500SDAA125M000ACFR](#)
[500SAAA1M000000ACF](#) [500SAAB8M000000ACF](#) [500SAAD5M53000ACFR](#) [500SABB125M000ACH](#)
[500SAAA6M000000ACFR](#) [500SJAC50M0000ACFR](#) [500SAAA104M254ACF](#) [500SABA0M900000ACH](#)
[500SABA25M000000ACH](#) [500SAAB18M4320ACF](#) [500SABD148M500ACH](#) [500SAAA38M8800ACFR](#)
[500SJAC49M1520ACFR](#) [500SAAA32M0000ACFR](#) [500SABC49M1520ACHR](#) [500SABA25M000000ACHR](#)
[500SJAA61M5000ACFR](#) [500SAAB192M000ACFR](#) [500SAAA12M0000ACFR](#) [500SAAA6M000000ACF](#)
[500SAAD100M000ACF](#) [500SDBE13M3300ACHR](#) [500SAAA1M000000ACFR](#) [500SAAC37M8000ACFR](#)
[500SAAA144M200ACF](#) [500SAAC48M0000ACF](#) [500SABE72M0000ACHR](#) [500SAAB161M500ACFR](#)
[500SAAB50M000000ACFR](#) [500SJAA72M0000ACF](#) [500SEAB26M0000ACFR](#) [500SEAA166M660ACF](#)
[500SJAA26M000000ACF](#) [500SAAA4M91520ACFR](#) [500SABA8M000000ACH](#) [500SAAA200M000ACF](#)
[500SDAB50M000000ACF](#) [500SDBB16M0000ACH](#) [500SABB100M000ACHR](#) [500SAAC50M0000ACFR](#)
[500SABB13M000000ACHR](#) [500SAAC25M0000ACF](#) [500SAAA70M6560ACFR](#) [500SAAC49M1520ACFR](#)
[500SABA24M000000ACH](#) [500SABB20M000000ACHR](#) [500SAAF125M000ACF](#) [500SABA74M2500ACH](#)
[500SJBC64M000000ACH](#) [500SMAA125M000ACF](#) [500SAAA20M0000ACFR](#) [500SAAB4M91000ACFR](#)
[500SAAB32M7680ACFR](#) [500SAAA33M3333ACFR](#) [500SJAB125M000ACFR](#) [500SAAB4M096000ACF](#)
[500SAAC9M000000ACF](#) [500SABC148M500ACHR](#) [500SABA40M000000ACH](#) [500SAAA12M0960ACFR](#)
[500SJAA75M000000ACFR](#) [500SAAA45M1584ACF](#) [500SAAB18M4320ACFR](#) [500SAAF20M4800ACFR](#)
[500SJAE25M000000ACF](#) [500SAAA8M19200ACFR](#) [500SAAB120M000ACFR](#) [500SAAA2M04800ACF](#)
[500SAAA85M000000ACF](#) [500SAAA40M0000ACF](#) [500SEAA31M2500ACFR](#) [500SAAA125M000ACFR](#)
[500SAAA4M000000ACF](#) [500SAAA10M0000ACF](#) [500SAAA16M3840ACFR](#) [500SAAB66M6600ACFR](#)
[500SAAA150M000ACFR](#) [500SABA72M000000ACH](#) [500SJAA100M000ACF](#) [500SAAA148M500ACFR](#)
[500SAAA24M000000ACF](#) [500SAAB20M000000ACF](#) [500SAAA24M0000ACFR](#) [500SAAA66M000000ACF](#)
[500SAAA12M000000ACF](#) [500SMAA48M0000ACFR](#) [500SEAA25M0000ACFR](#) [500SEAA28M8000ACFR](#)
[500SAAB4M000000ACFR](#) [500SAAA66M0000ACFR](#) [500SAAA90M0000ACFR](#) [500SAAC54M0000ACFR](#)