

LOC	DIST	REVISIONS					
		P	LTR	DESCRIPTION	DATE	DWN	APVD
GP	00		A1	REVISED PER ECO-11-005033	23MAR11	RK	HMR

1. ALL PARTS PACKAGED UNASSEMBLED.

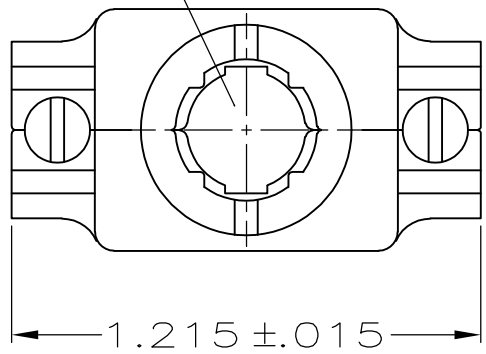
2 AS SHOWN, THIS KIT CONSISTS OF 2 STRAIN RELIEF HALVES, 2 #4-40 SCREWS, 2 #4-40 NUTS & 2 #4-40 MOUNTING SCREWS.

3 SAME AS SHOWN, EXCEPT: EACH PART IS INDIVIDUALLY BULK PACKED FOR MULTIPLE KIT ORDERS.

4 ZINC PLATED .000200-.000400 THICK, CLEAR CHROMATE COATING.

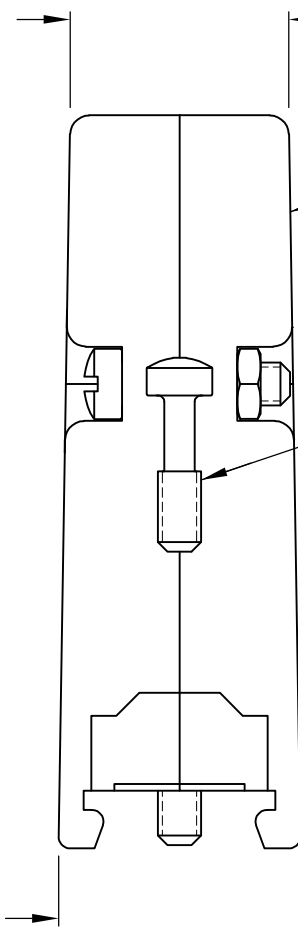
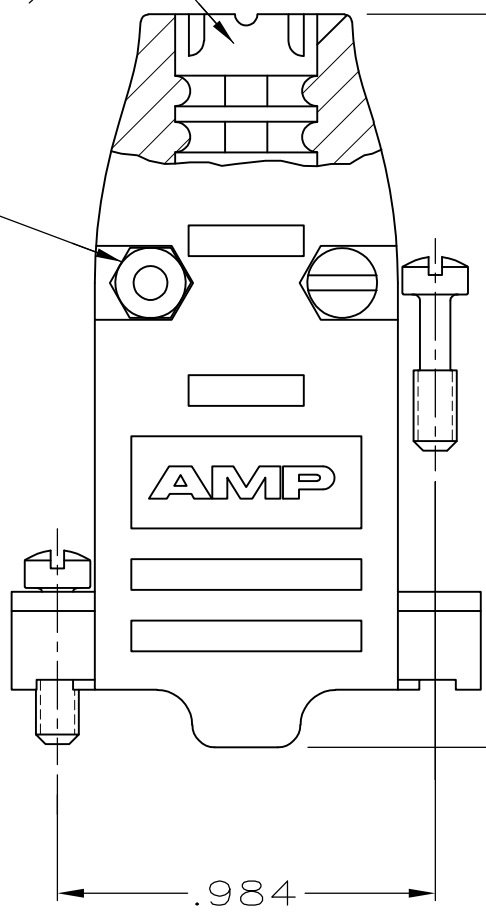
5 OBSOLETE.

OPENING FOR CABLE
(SEE DASH NO FOR DIA)



SIZE IDENTIFICATION
LETTER MOLDED HERE
(SEE TABLE)



#4-40 FILLISTER HEAD
STEEL SCREW & HEX NUT,
2 EACH REQD. 4



CABLE CLAMP
MATERIAL: FLAME RETARDANT THERMOPLASTIC
FINISH: BRIGHT NICKEL OVER BRIGHT COPPER

#4-40 FILLISTER HEAD SCREW
STEEL, 2 REQD. 4

A	.200	—	5745854-5
C	.250	—	5745854-3
H	.370	5745854-2 5	5745854-1
SIZE IDENT LETTER	CABLE DIA	BULK PACKED KIT NO 3	INDIVIDUAL KIT NO 2

THIS DRAWING IS A CONTROLLED DOCUMENT.		DWN B. MCMASTER 04AUG05	 TE Connectivity						
DIMENSIONS: INCHES		CHK C. ROHDE 04AUG05							
	TOLERANCES UNLESS OTHERWISE SPECIFIED: 0 PLC ± - 1 PLC ± - 2 PLC ± - 3 PLC ± .005 4 PLC ± - ANGLES ± ±	APVD M. WALMSLEY 04AUG05	NAME CABLE CLAMP KIT, SIZE 1, 9 POSN, 180 DEGREES, PLATED PLASTIC, AMPLIMITE		RESTRICTED TO				
		PRODUCT SPEC —							
		APPLICATION SPEC —							
		WEIGHT —							
MATERIAL SEE CALLOUT	FINISH SEE CALLOUT	CUSTOMER DRAWING		SIZE A2	CAGE CODE C=5745854	DRAWING NO	SCALE 2:1	SHEET 1 of 1	REV A1

Mouser Electronics

Authorized Distributor

Click to View Pricing, Inventory, Delivery & Lifecycle Information:

[TE Connectivity:](#)

[5745854-3](#)