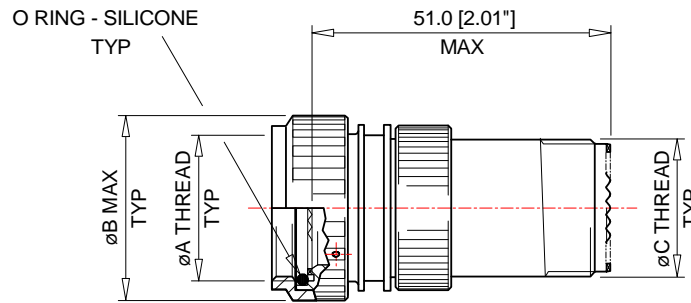


CUSTOMER DRAWING

REVISED PER
ECO-12-013539

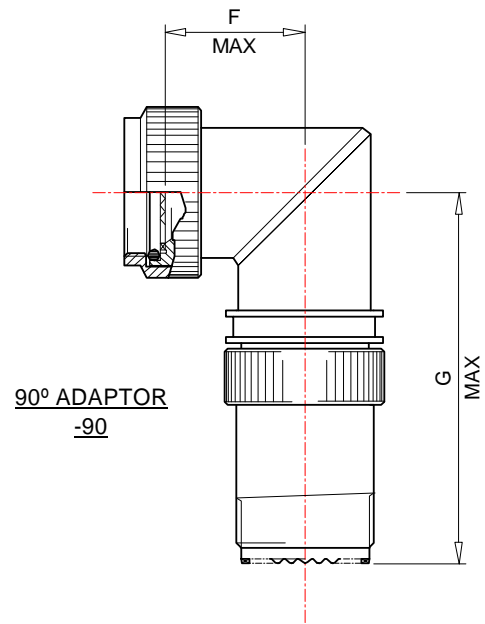
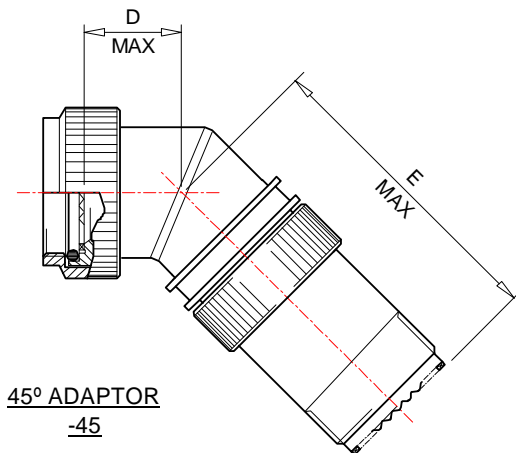
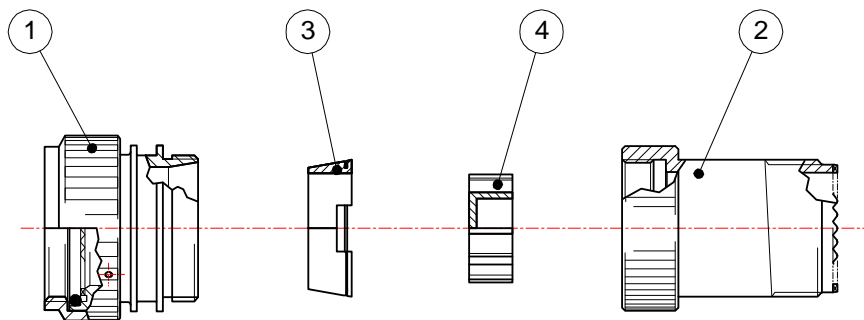
REV:
A

DATE:
July 26, 2012




STRAIGHT ADAPTOR

-00



© 2012 Tyco Electronics Corporation. All rights reserved.

		Tyco Electronics Corporation 300 Constitution Drive Menlo Park, CA 94025 USA		TITLE: HEXASHIELD ADAPTOR FOR CODE 40 CONNECTORS, CONDUIT CLAMPING NUT		
UNLESS OTHERWISE SPECIFIED DIMENSIONS ARE IN MILLIMETERS. INCH DIMENSIONS ARE SHOWN IN BRACKETS		Tyco Electronics reserves the right to amend this drawing at any time. Users should evaluate the suitability of the product for their application.		DOCUMENT NO. HEX40-AY-YY-AYY-C-YY		
DRAWN: IRT	DATE: JUL 03	CAGE CODE: 06090	REVISED PER ECR-12-013539	FILE: Hex40_ay_yy_ayy_c_yy_a_ cd	SCALE: NONE	SHEET: 1 OF 4

If this document is printed it becomes uncontrolled. Check for the latest revision.

CUSTOMER DRAWINGREVISED PER
ECO-12-013539REV:
ADATE:
July 26, 2012**KIT DESCRIPTION**


ITEM	DESCRIPTION	MATERIAL
1	BODY ASSEMBLY	ALUMINIUM ALLOY
2	CONDUIT ADAPTOR	ALUMINIUM ALLOY
3	CONIC RING	ALUMINIUM ALLOY
4	STAR	ALUMINIUM ALLOY

TABLE OF DIMENSIONS

Order Number	Shell Size		ØA Thread Class 6H	ØB Max	ØC Thread Class 6g	D Max	E Max	F Max	G Max	Ferrule Quantity	
	Mil.	Com.								Std.	Optional
09	A	09	M12 x 1	19.0 [0.75"]	M12 x 1	14.4 [.57]	51.0 [2.01"]	17.9 [.71]	54.5 [2.15"]	1	-
11	B	11	M15 x 1	22.0 [0.87"]	M15 x 1	35.5 [.59]	51.5 [2.03"]	40.0 [.77]	56.0 [2.20"]	2	-
13	C	13	M18 x 1	25.5 [1.00"]	M18 x 1	40.0 [.63]	52.0 [2.05"]	45.0 [.83]	57.5 [2.26"]	3	-
15	D	15	M22 x 1	30.5 [1.20"]	M22 x 1	14.5 [.65]	53.0 [2.09"]	20.5 [.89]	59.0 [2.32"]	5	-
17	E	17	M25 x 1	33.5 [1.32"]	M25 x 1	15.0 0[.67]	53.5 [2.11"]	22.0 [.95]	60.5 [2.38"]	6	7
19	F	19	M28 x 1	37.0 [1.46"]	M28 x 1	15.5 [.69]	54.0 [2.13"]	23.5 [1.01]	62.0 [2.44"]	7	8
21	G	21	M31 x 1	38.5 [1.52"]	M31 x 1	16.5 [.73]	54.5 [2.15"]	25.5 [1.08]	64.0 [2.52"]	9	11
23	H	23	M34 x 1	42.0 [1.65"]	M34 x 1	17.0 [.75]	55.5 [2.19"]	27.0 [1.14]	65.5 [2.58"]	10	11/12/13/15
25	J	25	M37 x 1	46.5 [1.83"]	M37 x 1	18.0 [.79]	56.5 [2.22"]	28.5 [1.20]	67.0 [2.64"]	12	13/14/15/17/18

PART NUMBERING

© 2012 Tyco Electronics Corporation. All rights reserved.

		Tyco Electronics Corporation 300 Constitution Drive Menlo Park, CA 94025 USA			TITLE: HEXASHIELD ADAPTOR FOR CODE 40 CONNECTORS, CONDUIT CLAMPING NUT		
UNLESS OTHERWISE SPECIFIED DIMENSIONS ARE IN MILLIMETERS. INCH DIMENSIONS ARE SHOWN IN BRACKETS		Tyco Electronics reserves the right to amend this drawing at any time. Users should evaluate the suitability of the product for their application.			DOCUMENT NO. HEX40-AY-YY-AYY-C-YY		
DRAWN: IRT	DATE: JUL 03	CAGE CODE: 06090	REVISED PER ECR-12-013539		FILE: Hex40_ay_yy_ayy_c_yy_a_ cd	SCALE: NONE	SHEET: 2 OF 4

If this document is printed it becomes uncontrolled. Check for the latest revision.

CUSTOMER DRAWINGREVISED PER
ECO-12-013539REV:
ADATE:
July 26, 2012

HEX40 - A B - 00 - 21 - A9 - C - DS

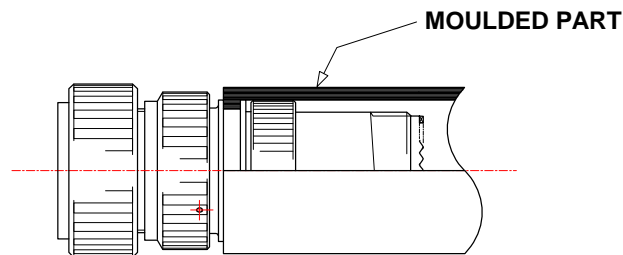
- CONNECTOR CODE NUMBER _____
HEX40 = MIL-C-38999 SERIES III AND IV
- MATERIAL CODE: _____
A = ALUMINIUM ALLOY
- PLATING CODE: _____
B = CADMIUM OLIVE DRAB TO SAE-AMS-QQ-P416
C = ELECTROLESS NICKEL TO SAE-AMS-C-26074
- BODY STYLE _____
00 = STRAIGHT
45 = 45°
90 = 90°
- ORDER NUMBER _____
- FERRULE QUANTITY CODE _____
- C = CONDUIT CLAMPING NUT _____
- DS = DRILLED STAR - SEE NOTE 2 _____

APPLICATION

- These adaptors are designed to be mounted on the following connectors:

MIL-C-38999 Series III and IV

- They are qualified to the Raychem specification RB-114, when installed on metallic Mil-Specification circular connectors only.
- They are designed primarily for open wire bundle installations but are also designed to accept Raychem heat shrink moulded parts where sealing is required – see illustration.
- The use of another “conduit” adaptor (e.g. a Tyco TXR40 with an H modification) is necessary to complete the assembly.



- Use in conjunction with the ferrules HET-A-0XX, which are purchased separately. Refer to HET-A-0XX S.C.D. for relevant selection details.


INSTALLATION

- See Installation Procedure RPIP-696-04 for straight adaptors.
- See Installation Procedure RPIP-696-07 for 45° and 90° adaptors.

PACKAGING

- All components are supplied in a plastic bag.

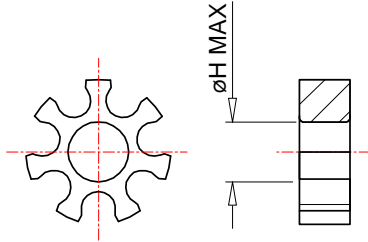
© 2012 Tyco Electronics Corporation. All rights reserved.

		Tyco Electronics Corporation 300 Constitution Drive Menlo Park, CA 94025 USA		TITLE: HEXASHIELD ADAPTOR FOR CODE 40 CONNECTORS, CONDUIT CLAMPING NUT		
UNLESS OTHERWISE SPECIFIED DIMENSIONS ARE IN MILLIMETERS. INCH DIMENSIONS ARE SHOWN IN BRACKETS		Tyco Electronics reserves the right to amend this drawing at any time. Users should evaluate the suitability of the product for their application.		DOCUMENT NO. HEX40-AY-YY-AYY-C-YY		
DRAWN: IRT	DATE: JUL 03	CAGE CODE: 06090	REVISED PER ECR-12-013539	FILE: Hex40_ay_yy_ayy_c_yy_a_ cd	SCALE: NONE	SHEET: 3 OF 4

If this document is printed it becomes uncontrolled. Check for the latest revision.

CUSTOMER DRAWINGREVISED PER
ECO-12-013539REV:
ADATE:
July 26, 2012**NOTES!**

- Item 4 - Star - is **not** supplied with Hexashield Order Number 09.
- The DS option, illustrated below, is for a Drilled Star that is available on sizes 15 to 25 for "Standard" ferrule quantities only. This option is to allow unshielded wires to pass through the assembly.

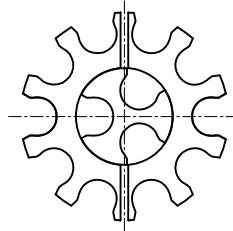


STAR SIZE	15	17	19	21	23	25
ØH MAX	3.0 [0.12"]	6.0 [0.24"]	9.0 [0.35"]	12.0 [0.47"]	15.0 [0.59"]	18.0 [0.71"]

- Where the ferrule quantities required are standard, the item 4 - Star - is also standard.
If the optional quantity is selected then 2 items 4 will be supplied - one "split" and the other one standard*,
See below for illustration.

EXAMPLE: FERRULE QUANTITY CODE -A13


-A13 = -A10 SPLIT STAR + -A3 STANDARD STAR



* On Order Number 19 only, the Optional Ferrule quantity of 8 uses a "standard" star also.

- Assembly is to be permanently marked with Code Identity Number and Part Number.
(e.g. 06090 HEX40-AB-00-21-A9-C)

© 2012 Tyco Electronics Corporation. All rights reserved.

		Tyco Electronics Corporation 300 Constitution Drive Menlo Park, CA 94025 USA		TITLE: HEXASHIELD ADAPTOR FOR CODE 40 CONNECTORS, CONDUIT CLAMPING NUT	
UNLESS OTHERWISE SPECIFIED DIMENSIONS ARE IN MILLIMETERS. INCH DIMENSIONS ARE SHOWN IN BRACKETS		Tyco Electronics reserves the right to amend this drawing at any time. Users should evaluate the suitability of the product for their application.		DOCUMENT NO. HEX40-AY-YY-AYY-C-YY	
DRAWN: IRT	DATE: JUL 03	CAGE CODE: 06090	REVISED PER ECR-12-013539	FILE: Hex40_ay_yy_ayy_c_yy_a_ cd	SHEET: 4 OF 4

If this document is printed it becomes uncontrolled. Check for the latest revision.

Mouser Electronics

Authorized Distributor

Click to View Pricing, Inventory, Delivery & Lifecycle Information:

[TE Connectivity:](#)

[HEX40-AB-90-13-A3-C](#)